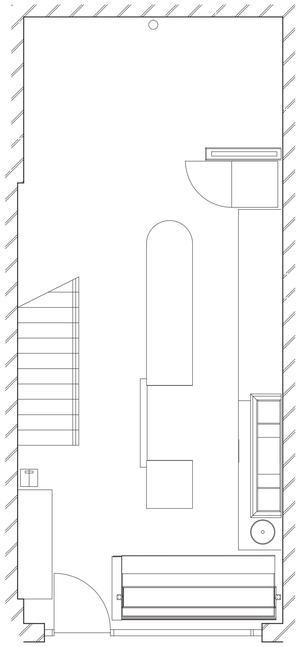

Proposed Ground Floor Layout
1:50 at A1

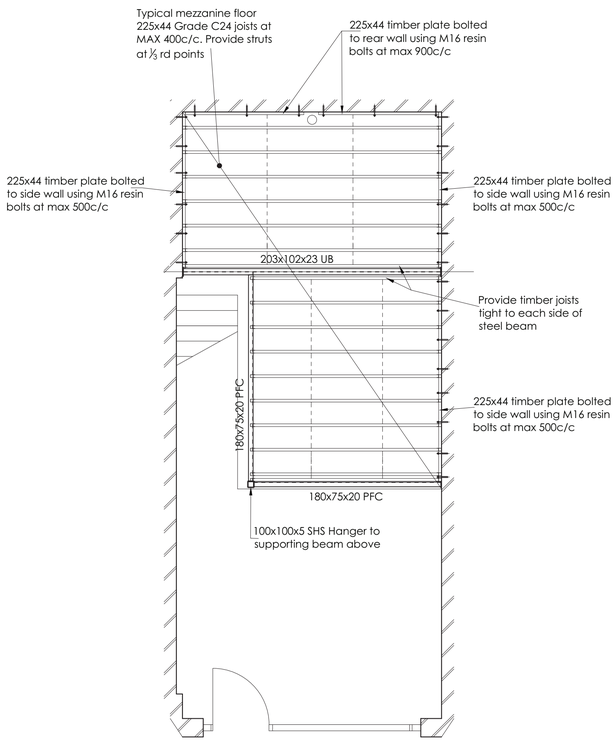

Proposed Mezzanine Level Layout
1:50 at A1

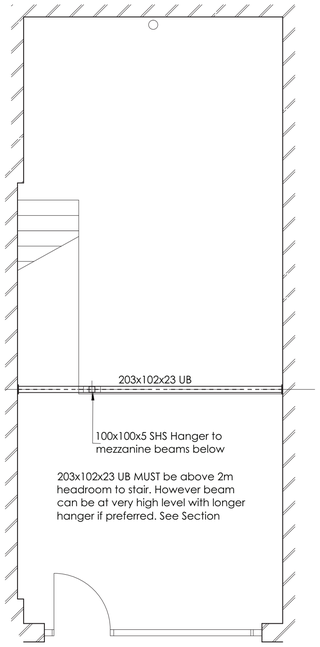

Proposed Above Mezzanine
Level Layout
1:50 at A1

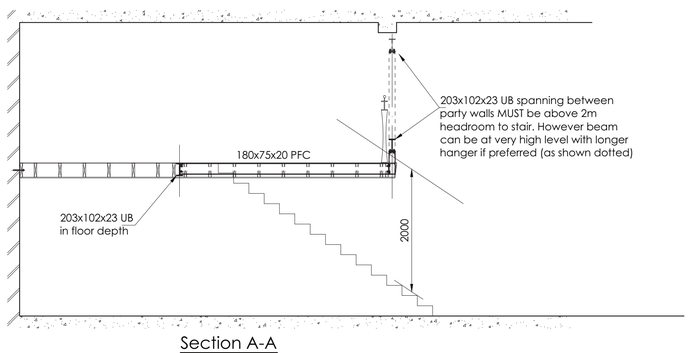

Section A-A
1:50 at A1

General Notes

1. All setting out in accordance with Architects drawings.
2. New mezzanine floor designed for an imposed load of 2.0 kN/m^2
3. ALL new timber joists and wall plates to be minimum Strength Class C24 (SC4 in old terms)
4. ALL bolts to walls to be M16 bolts with min 100mm embedment set in high strength MASONRY resin (Hilti HY70 or similar).
5. M16 bolts thro' timber plates to have tooth plate connectors into timber.
6. Fire protection to floor and steel beams to be in accordance with Architects details.
7. 225x44 timber plates bolted to wall at max 500c/c at sides, max 900c/c to rear wall. Joists supported off plates using heavy duty joist hangers.
8. Joists supported off 180x75x20 PFC beam using heavy duty 'saddle' joist hangers. Hangers to be fixed to web and also to top flange using tek-screws. Shot firing is NOT PERMITTED.

GENERAL NOTES

Do not scale this drawing.

Contractor to check all dimensions and report all errors and omissions to the Engineer.

Rev	Detail	By	Auth	Date

Revisions

DW Consulting Engineers LLP

Marsland House, Marsland Road
Sale, Cheshire, M33 3AQ

Tel: 0161 969 4144
web www.dwllp.com

Client
Patisserie Valerie Ltd

Project
St James Building
Oxford Road
Manchester

Drawing Title
General Arrangement &
Details of Mezzanine Floor

Drawing Status
preliminary

Project No.	Discipline	Drawing No.
DW0788	S	01
Scale: 1:50	Sheet Size: A1	Revision
Date	Drawn	Checked	Auth

© This drawing may not be copied without prior written permission

DWG INFO: C:\USERS\CHRIS.DWILP\DOCUMENTS\DW0788 PATISSERIE VALERIE\DW0788-S-01