STANDARD DETAILS TO BE CONFIRMED .

SMOKE DETECTORS
To conform to BS 5839-6:2004.
All smoke alarms should have a standby power supply.

HEATING
The installer of any heating or hot water system must be a competent person and provide the owner with suitable commissioning certificates, such as those produced by bench mark. Copies to be issued to the Local Authority.
Any radiators to be fitted with thermostatic radiator valves.

Maintenance and operating instructions for the above to be made available to homeowner on completion of works.

ELECTRICAL
All electrics to be provided at high (1200mm) & low level (450mm) in accordance with BS 7671:1992 and Part P (Electrical safety).

All lighting & fittings to client's specification.

Prior to completion the Council should be satisfied that Part P has been complied with. This will require an appropriate BS 7671 electrical installation certificate to be issued for work by a person competent to do so.

SMOKE DETECTORS
To conform to BS 5839-6:2004.
All smoke alarms should have a standby power supply.

THE CONTRACTOR SHALL :
Be responsible for verifying all sizes and angles prior to purchasing or ordering materials or components.
Be responsible, prior to commencement of work, for verifying that they are working to drawings and specifications which have been approved by the Local Authority.

The contractor is responsible for ensuring that he his working to APPROVED STANDARDS.

FIRE PROVISION :-

- E — Emergency Light
- Extinguisher, Multi-Purpose
- FD/S — Self closing Fire Door
- HD — Heat Detector
- SD — Smoke Detector
- Activation Point
- FB — Fire Blanket
- Siren (Sound level must be 75db at the bedhead)



As Proposed Front Elevation

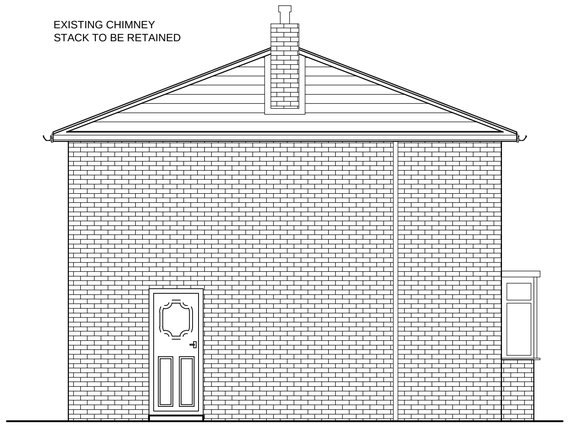

As Proposed Side Elevation



As Proposed Rear Elevation

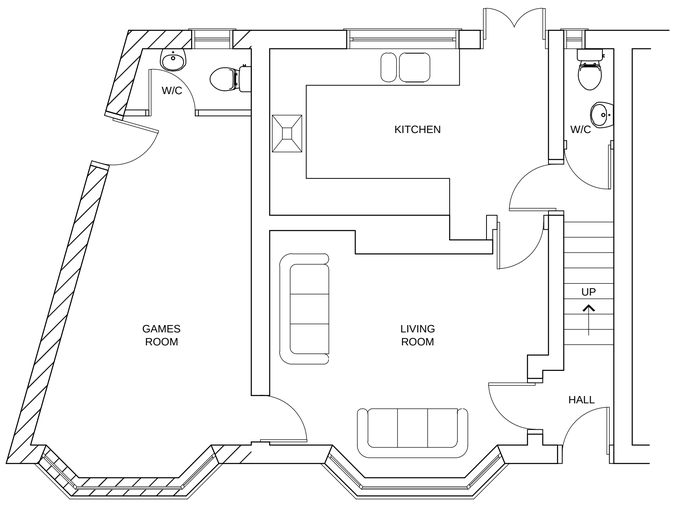

As Proposed Ground
Floor Plan at 1:50

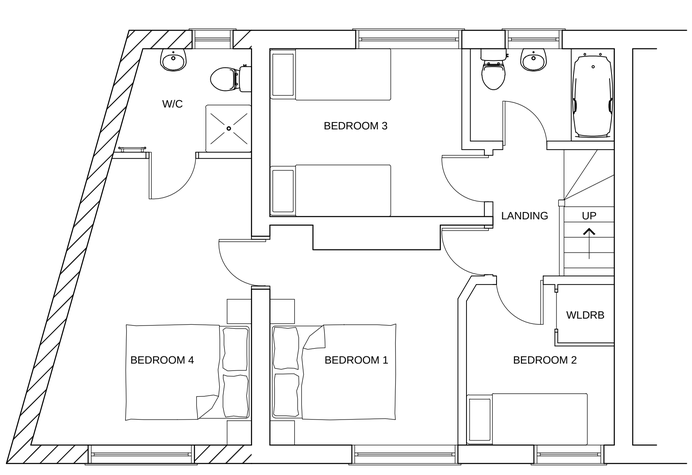

As Proposed First
Floor Plan at 1:50

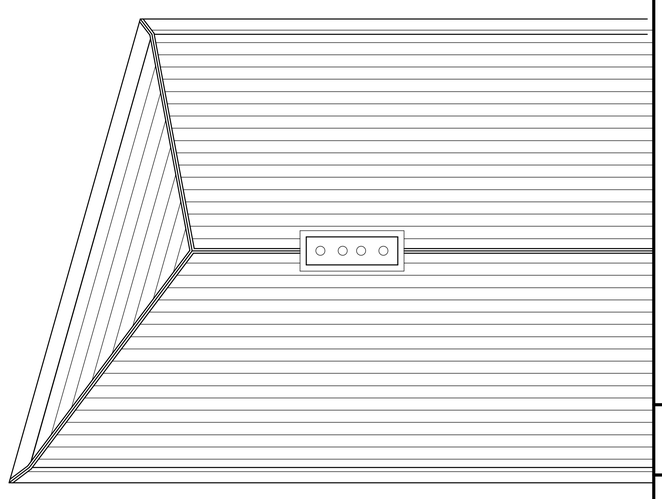

As Proposed Roof
Plan at 1:50

NOTES

1. THIS DRAWING IS TO BE READ IN CONJUNCTION WITH ALL ARCHITECTURAL DRAWINGS

2. THIS DRAWING IS TO BE READ IN CONJUNCTION WITH THE SPECIFICATION.

3. ALL DIMENSIONS ARE IN MILLIMETRES UNLESS OTHERWISE STATED. LEVELS ARE IN METRES A.O.D.

4. ALL DIMENSIONS ARE TO BE CHECKED ON SITE BY THE CONTRACTOR/FABRICATOR PRIOR TO COMMENCEMENT OF WORK.

5. DO NOT SCALE: CONTRACTOR TO CHECK ALL DIMENSIONS, DRAWING SUBJECT TO DETAIL DESIGN.

THIS DRAWING IS INDICATIVE AND FOR DESIGN INTENT PURPOSES.

ALL LEVELS ARE INDICATIVE AND SUBJECT TO DETAIL DESIGN AND FINAL CONFIRMATION.

ALL DIMENSIONS AND LEVELS ARE TO BE CHECKED ON SITE.

ANY DISCREPENCESARE TO BE REPORTED TO OUR OFFICE PRIOR TO ANY WORK COMMENCING.

THIS DRAWING SHALL NOT BE SCALED TO ASCERTAIN DIMENSIONS. CONTRACTOR/ SUB-CONTRACTOR SHALL CHECK ALL DIMENSIONS AND REPORT ANY ANOMALIES AND/ OR OMMISIONS OR ERRORS.

DIMENSIONS INDICATED ARE IN MILLIMETRES UNLESS OTHERWISE STATED.

IN ADDITION TO OTHER RELEVANT ARCHITECTURAL DRAWINGS AND SPECIFICATIONS, THIS DRAWING IS TO BE READ IN CONJUNCTION WITH THE FOLLOWING DRAWINGS AND DOCUMENTS:

ALL RELEVANT STRUCTURAL ENGINEER'S SPECIFICATION AND DRAWINGS AS APPLICABLE, FOR ALL SUB-STRUCTURE AND SUPER-STRUCTURE WORKS/ REQUIREMENTS.

ALL RELEVANT M & E SERVICES ENGINEER'S SPECIFICATIONS AND DRAWINGS AS APPLICABLE, FOR ALL MECHANICAL AND ELECTRICAL SERVICES WORKS/ REQUIREMENTS.

STRUCTURAL REQUIREMENTS

ALL AND ANY STRUCTURAL ALTERATIONS TO STRUCTURAL ENGINEERS DETAIL / DESIGN, TO LOCAL AUTHORITY BY STRUCTURAL ENGINEER, 28 DAYS MINIMUM BEFORE WORK COMMENCES ON SITE.

ALL STRUCTURAL CALCULATIONS AND DETAILS, TO BE SUBMITTED FOR APPROVAL TO LOCAL AUTHORITY BY STRUCTURAL ENGINEER, 28 DAYS MINIMUM BEFORE WORK COMMENCES ON SITE.

N

PLANNING

PLANNING ISSUE

HFS ARCHITECTURAL SERVICES, PH 0161 870 6007

H.F.S
Architectural
Services

Client:
Mr & Mrs Olusola Akinyemi

Project Title:
Two Story Side Extension at
17 Clough Road
Manchester
M9 4EP

Drawing Title
As Proposed Floor Plans, and Elevations

DWG No. **HFS-1213-002**

Drawn By: FIT
Checked, Confirmed and Approved By:

Scale: 1:50 @ A1
Date: 18.12.2013

© DO NOT SCALE FROM THIS DRAWING.
ALL DIMENSIONS ARE IN MILLIMETRES UNLESS STATED OTHERWISE.
THIS DRAWING SHOULD BE READ IN CONJUNCTION WITH ALL OTHER RELEVANT DRAWINGS AND SPECIFICATIONS. ALL AREAS ARE SUBJECT TO THE SITE SURVEY.