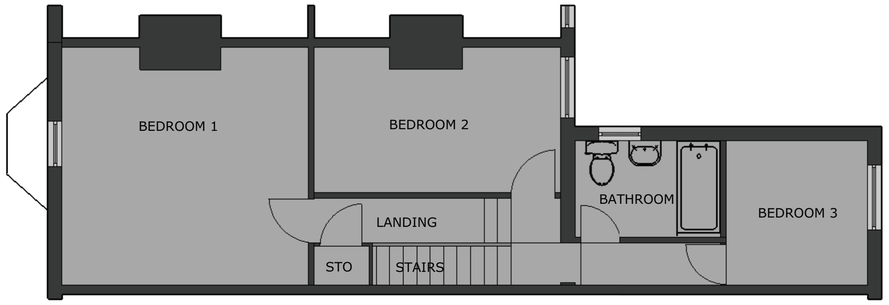

EXISTING FIRST FLOOR PLAN, SCALE 1:50

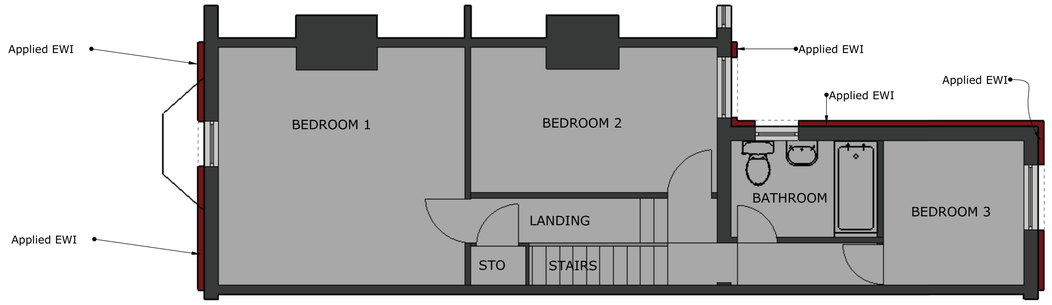

PROPOSED FIRST FLOOR PLAN, SCALE 1:50

EXISTING GROUND FLOOR PLAN, SCALE 1:50

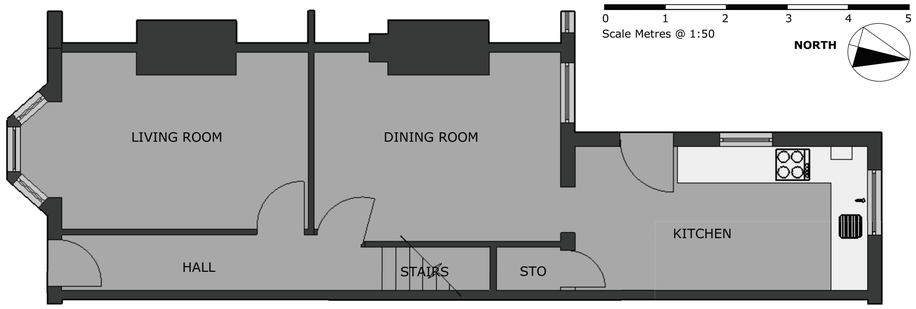

PROPOSED GROUND FLOOR PLAN, SCALE 1:50

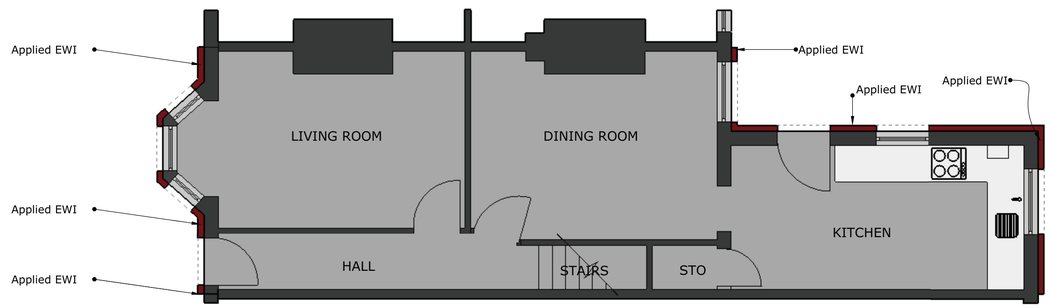

NOTES

No dimensions to be scaled from this drawing - if in doubt ask.

This drawing is prepared for planning application purposes and is not to be used for construction purposes unless specifically marked as for CONSTRUCTION ISSUE

All works are to be executed in accordance with the following as applicable:

Town Planning Legislation and Planning Permission(s) & Conditions
Building Regulations,
British Standards,
PAS 2030 requirements,
EWI System Manufacturer specification and details
SWIGA or other guarantor requirements

All works are to be executed in accordance with the CDM Regulations 2007 and the CDM/H&S Construction Phase Plan (CPP) and appropriate RAMS.

A) All properties to receive standard enabling works before EWI installation
Standard enabling works to include (subject to individual properties):

1) Rainwater downpipe removal, swan neck addition (and refixing after EWI installation)
2) Soil & vent pipe removal, adjustment (swan neck at ground level with RE as appropriate to location
3) Boilerflue extension as appropriate to boiler type
4) Overflow pipe extension
5) Surface mounted minor cable relocation
6) Surface mounted communications cable/box relocation
7) Identification of surface mounted ventilators for new grille fixing
8) Alarm system box relocation
9) Satellite dish relocation
10) Resident's fixed items relocation
11) Alterations ot gas supply pipes, and associated protection
12) Removal of Asbestos Containing Materials if identified/discovered
13) Fence and gate relocation, hedge shortening
14) In the event that any of the items referred to in 1) to 13) above are found to be defective their replacement will be discussed and agreed with the Client/Resident before the relevant works are executed

B) All properties are to receive full 'Pre-Entry' surveys and photographs before any works are executed.

EWI APPLICATION ORGANISATIONS

Manufacturer: WBS - Wetherby Building Services Ltd
1 Kid Glove Road, Golborne Enterprise Park, Golborne, Greater Manchester, WA3 3GS. 01942 717100
www. wbs-ltd.co.uk

Installer: Hamilton (Building Constractors) Ltd
Commerce Court, Challenge Way, Cutler Heights Lane, Bradford, BD4 8NW. 01274 666166
www. hamiltonfirst.co.uk

CDM Coordinator & Planning Agent: Stephen F Walker BA Dipl Arch
Address and details as drawing title block







ARCHETYPE ELEVATIONS 1:50 SCALE



UPPER: ARCHETYPE GSAN-5 BEFORE EWI
LOWER: ARCHETYPE GSAN-5 AFTER EWI



UPPER: TYPICAL REAR ELEVATION BEFORE EWI
LOWER: TYPICAL REAR ELEVATION AFTER EWI



UPPER: TYPICAL REAR OUTRIGGER ELEVATION BEFORE EWI
LOWER: TYPICAL REAR OUTRIGGER ELEVATION AFTER EWI



PRE-EWI INSTALLATION



POST-EWI INSTALLATION



STREETSCAPE ELEVATIONS 1:100 SCALE

EWI SYSTEM SPECIFICATION - FRONT WALLS AND GABLES FACING STREETS

System Name:	WBS Heck Silicone
Surface Finish:	Silicone Render Type K 1.5mm
Surface Colour:	5040Y70R
System Depth:	Thickness nominal 100mm
Expressed Areas:	Window and door heads, window cills
Exp Areas Colour:	Black
Expansion Joints & visible trims:	Coloured to match Heck Silicone
Top Trim Level:	Set below decorative brick corbelling
Window & Door: reveals	Silicone render to match main and expressed areas as appropriate
Insulant:	90mm EPS (Expanded Polystyrene) with integral fire retardant, mechanically fixed 5 number fixings per panel
Cill Extensions:	Colours to match existing frame systems

EWI SYSTEM SPECIFICATION - REAR WALLS, REAR OUTRIGGERS AND NON-STREET GABLES

System Name:	WBS Epsicon 90
Surface Finish:	Spar dash on coloured receiver
Surface Colour:	Spar Red CP1; Receiver Terracotta DA2
System Depth:	Thickness nominal 100mm
Expressed Areas:	Window and door heads, window cills
Exp Areas Colour:	Black
Expansion Joints & visible trims:	Coloured to match Heck Silicone
Top Trim Level:	Set below decorative brick corbelling
Window & Door: reveals	Silicone render to match main and expressed areas as appropriate
Insulant:	90mm EPS (Expanded Polystyrene) with integral fire retardant, mechanically fixed 5 number fixings per panel
Cill Extensions:	Colours to match existing frame systems

DRAWING STATUS: PLANNING APPLICATION ISSUE

CLIENT: HAMILTON (BUILDING CONTRACTORS) LTD

PROJECT: PROPOSED EXTERNAL WALL INSULATION SCHEME

AT: ABBEY HEY, GORTON, MANCHESTER

SANDOWN STREET - ARCHETYPE DETAILS - SHEET 2

Stephen F Walker BA Dipl Arch
PROPERTY, PLANNING & ARCHITECTURAL CONSULTANT, CDM COORDINATOR
ARCHITECTURAL SERVICES, PROJECT MANAGEMENT, INTERIOR DESIGN
PROPERTY & DEVELOPMENT CONSULTANCY, FACILITIES MANAGEMENT
CDM COORDINATION, MEASURED AND CONDITION SURVEYING
9, THE COURT, ASHFIELD ROAD, SHIPLEY, WEST YORKSHIRE, BD18 4LF
T: 07912 294909 E: sfwproperty@googlemail.com W: www.sfwproperty.com

13-885-PA-002	Rev B	Scale 1:50 & 1:100 on A1 Paper	Nov 2013