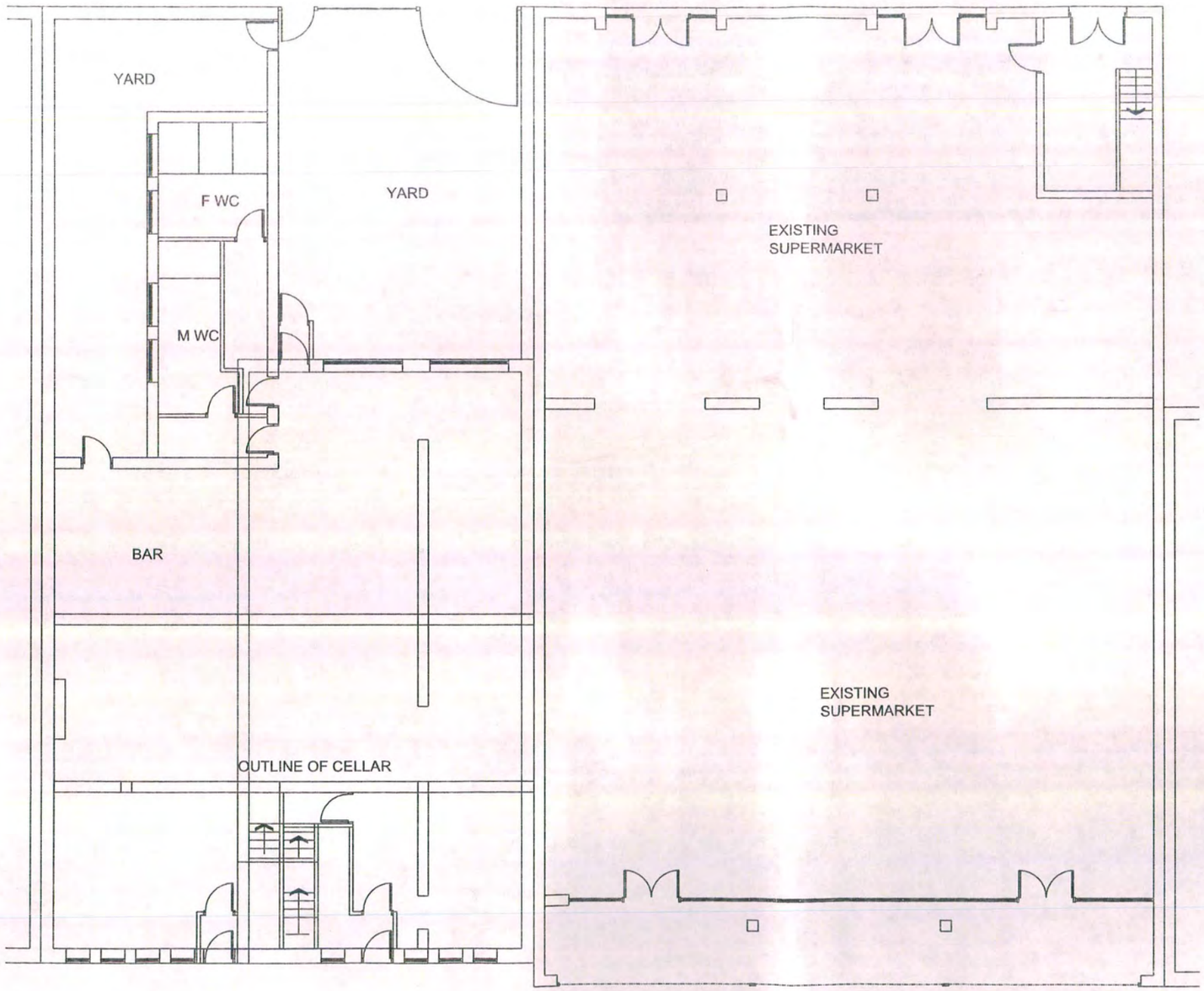

GROUND FLOOR PLAN
1:100

NOTES

ALL DIMENSIONS AND LEVELS ARE TO BE CHECKED ON SITE

ANY DISCREPANCIES ARE TO BE REPORTED TO THE ARCHITECT BEFORE ANY WORK COMMENCES

THIS DRAWING SHALL NOT BE SCALED TO ASCERTAIN ANY DIMENSIONS WORK TO FIGURED DIMS ONLY

rev date/initls description

project
Manchester Superstore

location
536-548 Stockport Road, Longsite, M12 4JJ

client
Manchester Superstore

PLANNING AND BUILDING CONTROL
13 MAY 2014

drawing title
Existing Ground Floor Plan

dwg purpose
Building Regs Submission

scale	1:100	drawn CB	checked CB
@ sheet size	A2	rev date	22.02.13
1004 job number		AL-01-001 drawing number	B1 revision

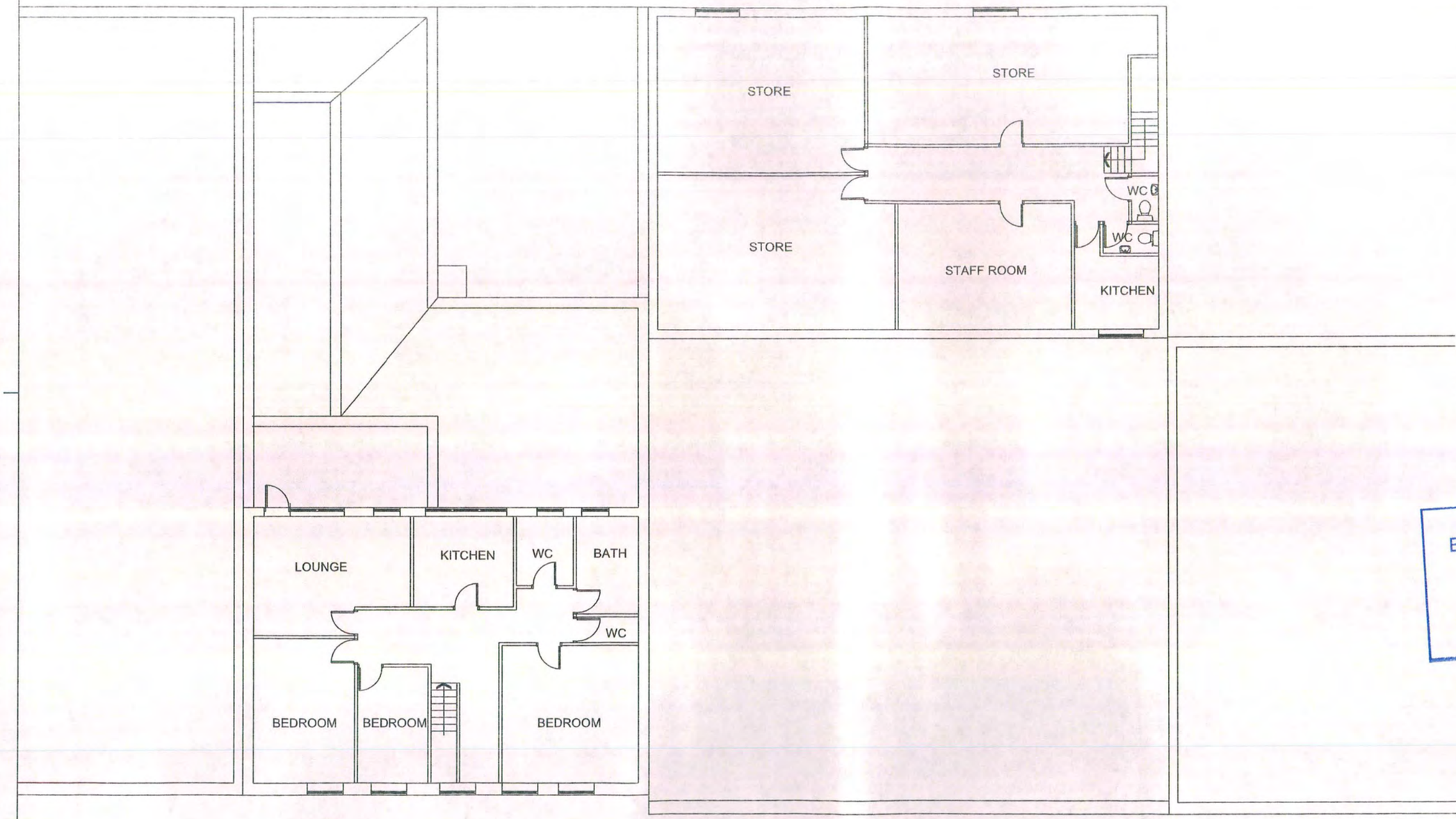

FIRST FLOOR PLAN 1:100

NOTES

ALL DIMENSIONS AND LEVELS ARE TO BE CHECKED ON SITE

ANY DISCREPANCIES ARE TO BE REPORTED TO THE ARCHITECT BEFORE ANY WORK COMMENCES

THIS DRAWING SHALL NOT BE SCALED TO ASCERTAIN ANY DIMENSIONS WORK TO FIGURED DIMS ONLY

rev date/initls description

project
Manchester Superstore

location
536-548 Stockport Road, Longsite, M12 4JJ

client
Manchester Superstore

PLANNING AND BUILDING CONTROL
13 MAY 2014

drawing title
Existing First Floor Plan

dwg purpose
Building Regs Submission

scale	1:100	drawn CB	checked CB
© sheet size	A2	rev date	22.02.13
1004 job number		AL-01-002 drawing number	B1 revision

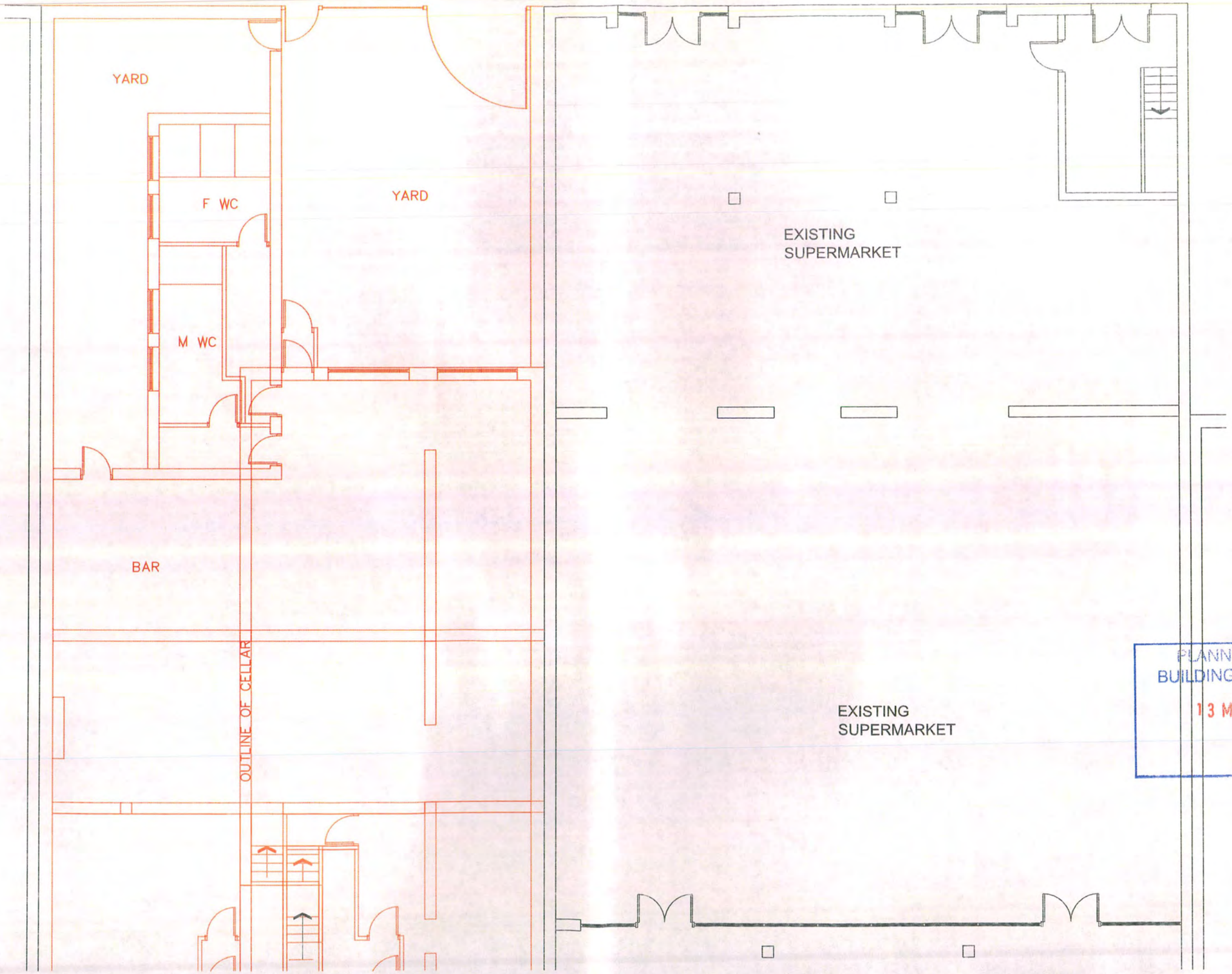

PLANNING AND
BUILDING CONTROL
13 MAY 2014

DEMOLITION AND STRIP OUT

Please refer to Risk Assessments and Health and Safety Plan prior to starting demolition and strip out works, with particular reference to dealing with services and any potentially hazardous material.

Services - Refer to M&E Engineer for **ALL** mechanical and electrical services, power, lighing, ventilation, water, drainage etc.

Fixtures, Fittings, and Furniture - The contractor is to carefully move to store any items which can be reused by the client. The contractor is to agree with the client a convenient location where any reusable items can be stored.

Sanitaryware - Refer to services consultants for services and drainage stripping out, prior to stripping out sanitary fittings and associated services.

Floor (General) - Remove any existing floor covering including adhesives down to screed and make good ready for new floor finish were necessary.

Skirtings - Remove all skirtings fixings and adhesives. Make good where necessary.

Door cases, doors, and architraves - Carefully remove door cases, doors, and architraves.

Walls (Existing Walls being Retained) - Remove any tiles or wall coverings and make good the surface ready for skim plastering. Door cases, doors and architraves to be carefully removed from existing walls.

Walls (Existing Walls being upgraded) - Remove internal plasterboard lining. Upgrade partition to detail drawings.

Ceilings (Existing Suspended) - Remove ceiling tiles any supporting grids and store ready for replacement on completion of M&E installation. Refer to services consultants prior to removing ceiling light fittings and trunkings.

Key

Item to be removed

Indicates items to be removed

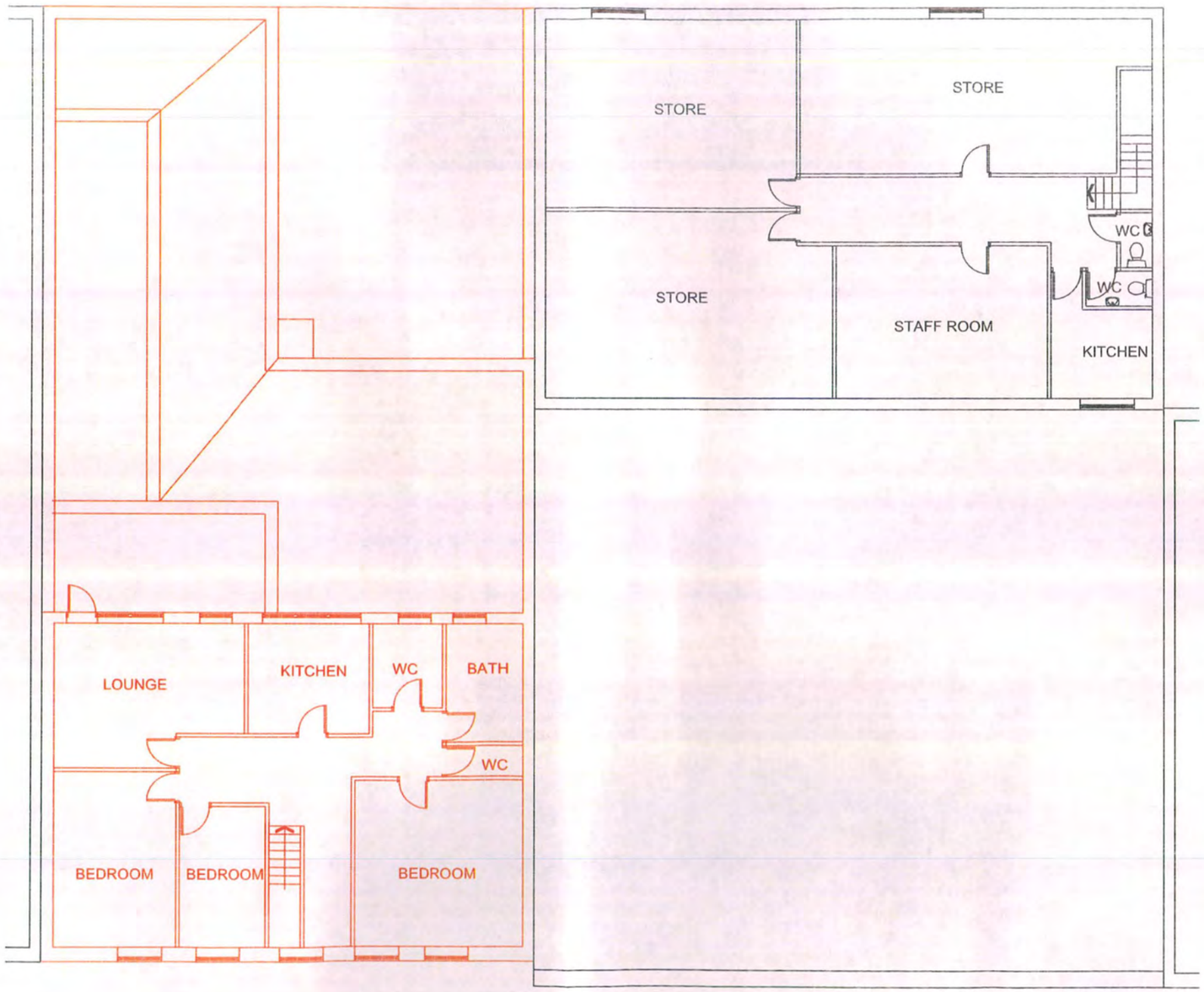

FIRST FLOOR PLAN 1:100

NOTES

ALL DIMENSIONS AND LEVELS ARE TO BE CHECKED ON SITE

ANY DISCREPANCIES ARE TO BE REPORTED TO THE ARCHITEC BEFORE ANY WORK COMMENCES

THIS DRAWING SHALL NOT BE SCALED TO ASCERTAIN ANY DIMENSIONS WORK TO FIGURED DIMS ONLY

PLANNING AND BUILDING CONTROL
13 MAY 2014

rev date/initls description

project
Manchester Superstore

location
536-548 Stockport Road, Longsite, M12 4JJ

client
Manchester Superstore

drawing title
Demolition and Strip Out
First Floor Plan
Phase 1

dwg purpose
Building Regs Submission

scale	1:100	drawn CB	checked CB
@ sheet size	A2	rev date	22.02.13
1004 job number		AL-10-002 drawing number	B1 revision

DEMOLITION AND STRIP OUT

Please refer to Risk Assessments and Health and Safety Plan prior to starting demolition and strip out works, with particular reference to dealing with services and any potentially hazardous material.

Services - Refer to M&E Engineer for **ALL** mechanical and electrical services, power, lighing, ventilation, water, drainage etc.

Fixtures, Fittings, and Furniture - The contractor is to carefully move to store any items which can be reused by the client. The contractor is to agree with the client a convenient location where any reusable items can be stored.

Sanitaryware - Refer to services consultants for services and drainage stripping out, prior to stripping out sanitary fittings and associated services.

Floor (General) - Remove any existing floor covering including adhesives down to screed and make good ready for new floor finish were necessary.

Skirtings - Remove all skirtings fixings and adhesives. Make good where necessary.

Door cases, doors, and architraves - Carefully remove door cases, doors, and architraves.

Walls (Existing Walls being Retained) - Remove any tiles or wall coverings and make good the surface ready for skim plastering. Door cases, doors and architraves to be carefully removed from existing walls.

Walls (Existing Walls being upgraded) - Remove internal plasterboard lining. Upgrade partition to detail drawings.

Ceilings (Existing Suspended) - Remove ceiling tiles any supporting grids and store ready for replacement on completion of M&E installation. Refer to services consultants prior to removing ceiling light fittings and trunkings.

Key

Item to be removed

Indicates items to be removed

For Phase 1 construction please see separate planning application

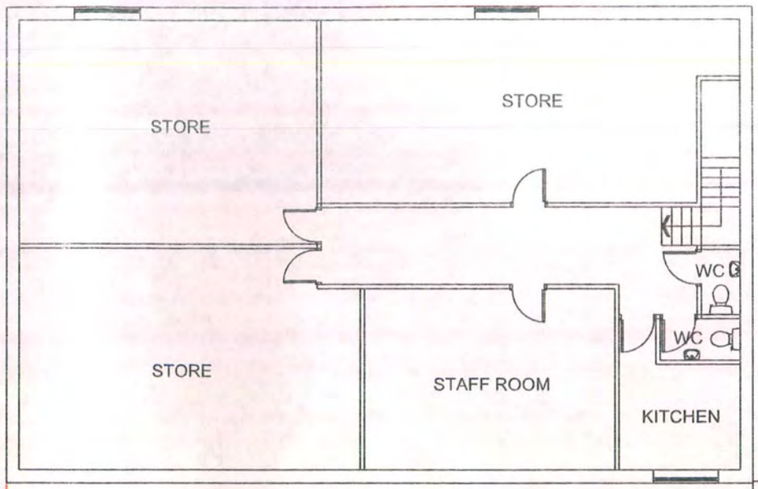

FIRST FLOOR PLAN 1:100

NOTES

ALL DIMENSIONS AND LEVELS ARE TO BE CHECKED ON SITE

ANY DISCREPANCIES ARE TO BE REPORTED TO THE ARCHITECT BEFORE ANY WORK COMMENCES

THIS DRAWING SHALL NOT BE SCALED TO ASCERTAIN ANY DIMENSIONS WORK TO FIGURED DIMS ONLY

PLANNING AND BUILDING CONTROL
13 MAY 2014

rev date/initls description

project
Manchester Superstore

location
536-548 Stockport Road, Longsite, M12 4JJ

client
Manchester Superstore

drawing title
Demolition and Strip Out
First Floor Plan
Phase 2

dwg purpose
Building Regs Submission

scale	1:100	drawn CB	checked CB
@ sheet size	A2	rev date	22.02.13

1004	AL-10-004	B1
job number	drawing number	revision

DEMOLITION AND STRIP OUT

Please refer to Risk Assessments and Health and Safety Plan prior to starting demolition and strip out works, with particular reference to dealing with services and any potentially hazardous material.

Services - Refer to M&E Engineer for **ALL** mechanical and electrical services, power, lighing, ventilation, water, drainage etc.

Fixtures, Fittings, and Furniture - The contractor is to carefully move to store any items which can be reused by the client. The contractor is to agree with the client a convenient location where any reusable items can be stored.

Sanitaryware - Refer to services consultants for services and drainage stripping out, prior to stripping out sanitary fittings and associated services.

Floor (General) - Remove any existing floor covering including adhesives down to screed and make good ready for new floor finish were necessary.

Skirtings - Remove all skirtings fixings and adhesives. Make good where necessary.

Door cases, doors, and architraves - Carefully remove door cases, doors, and architraves.

Walls (Existing Walls being Retained) - Remove any tiles or wall coverings and make good the surface ready for skim plastering. Door cases, doors and architraves to be carefully removed from existing walls.

Walls (Existing Walls being upgraded) - Remove internal plasterboard lining. Upgrade partition to detail drawings.

Ceilings (Existing Suspended) - Remove ceiling tiles any supporting grids and store ready for replacement on completion of M&E installation. Refer to services consultants prior to removing ceiling light fittings and trunkings.

Key

Item to be removed

Indicates items to be removed

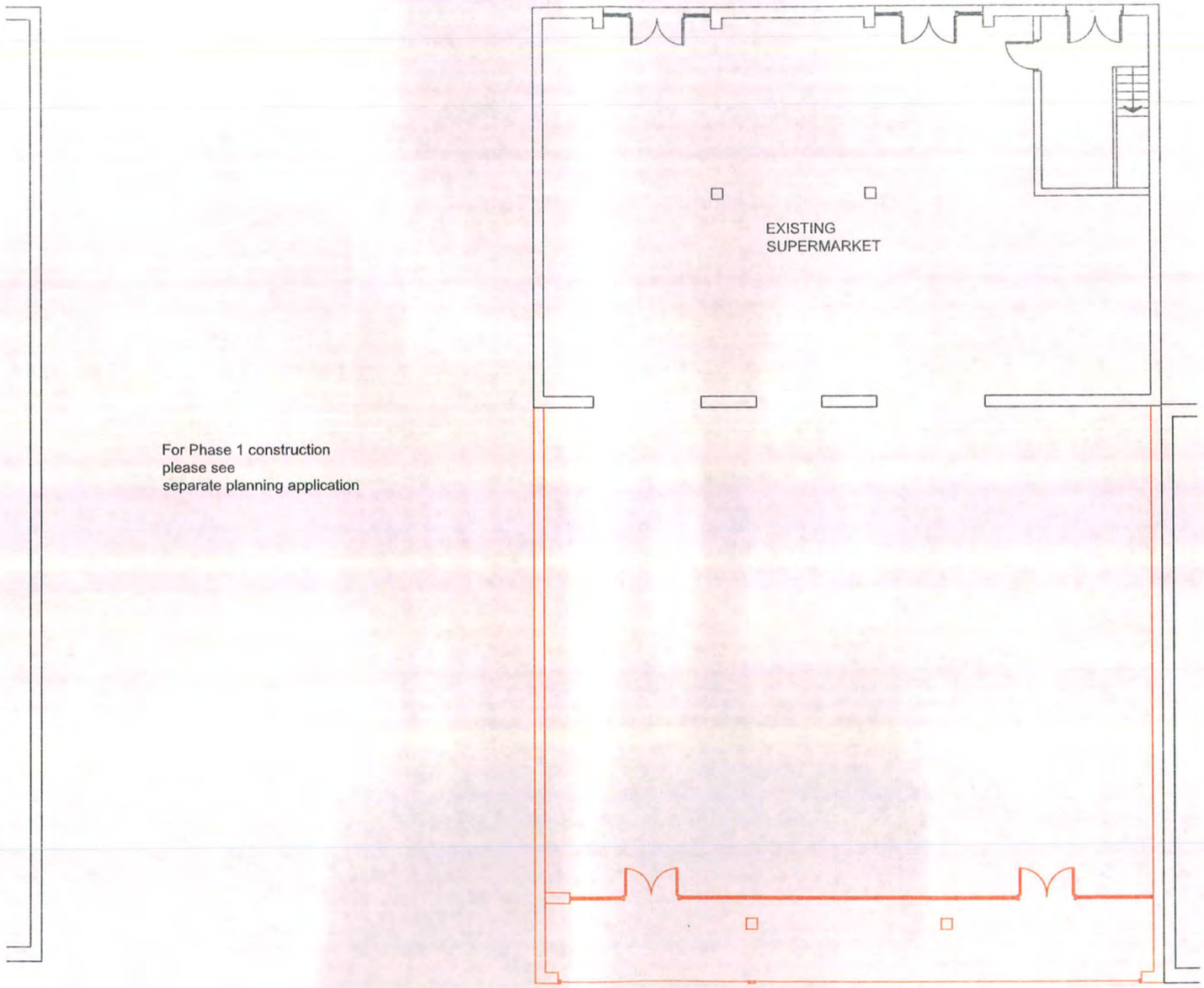

For Phase 1 construction
please see
separate planning application

GROUND FLOOR PLAN
1:100

NOTES

ALL DIMENSIONS AND LEVELS ARE TO BE CHECKED ON SITE

ANY DISCREPANCIES ARE TO BE REPORTED TO THE ARCHITECT BEFORE ANY WORK COMMENCES

THIS DRAWING SHALL NOT BE SCALED TO ASCERTAIN ANY DIMENSIONS WORK TO FIGURED DIMS ONLY

PLANNING AND
BUILDING CONTROL
13 MAY 2014

rev date/initls description

project
Manchester Superstore

location
536-548 Stockport Road, Longsite, M12 4JJ

client
Manchester Superstore

drawing title
Demolition and Strip Out
Ground Floor Plan
Phase 2

dwg purpose
Building Regs Submission

scale	1:100	drawn CB	checked CB
@ sheet size	A2	rev date	22.02.13

1004	AL-10-003	B1
job number	drawing number	revision