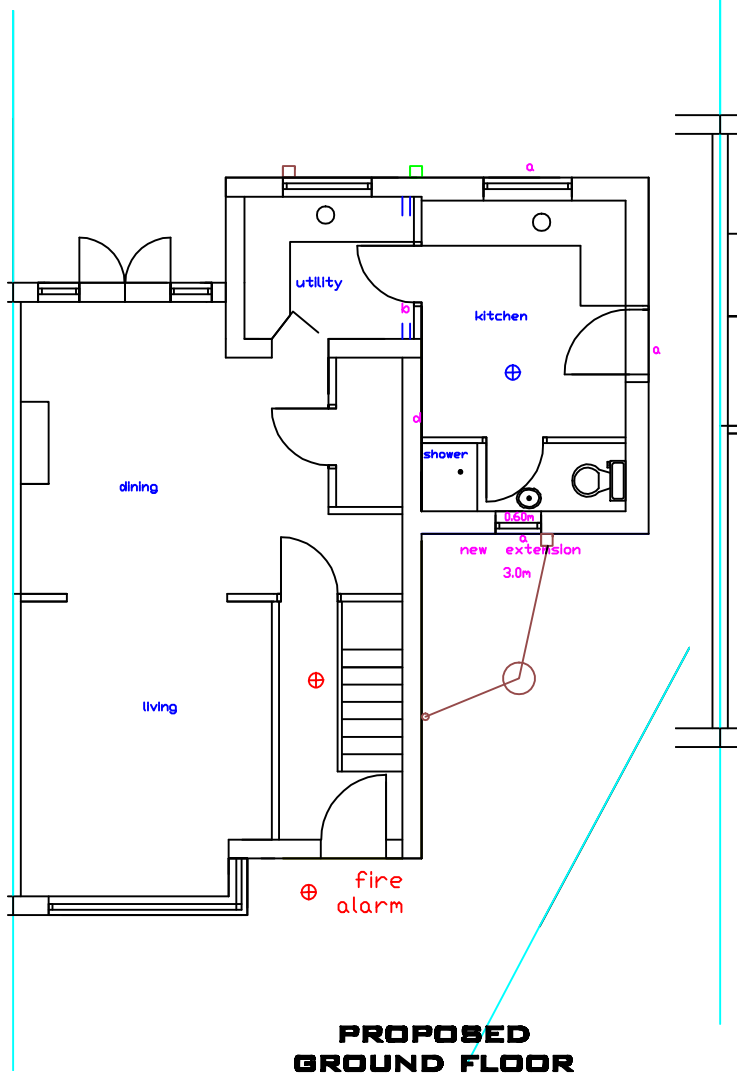

PROPOSED
GROUND FLOOR
1:100

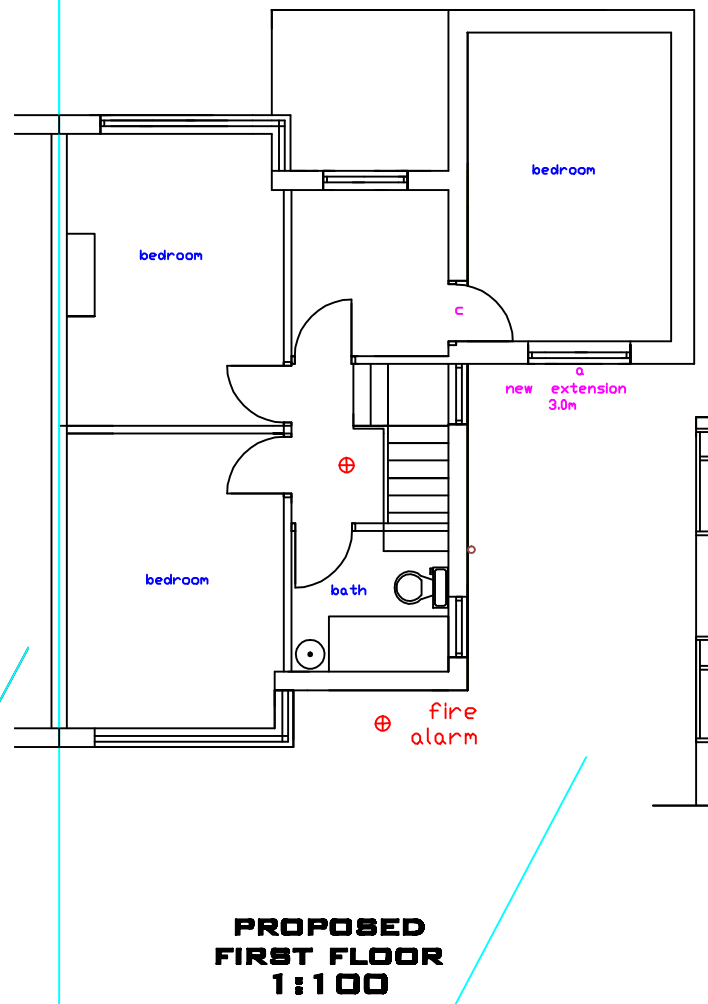

PROPOSED
FIRST FLOOR
1:100

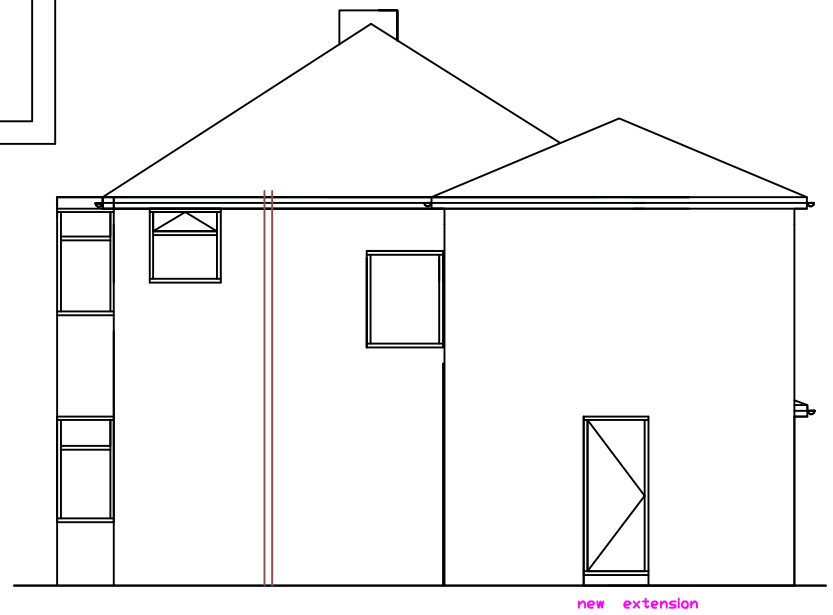

PROPOSED SIDE VIEW A
1:100

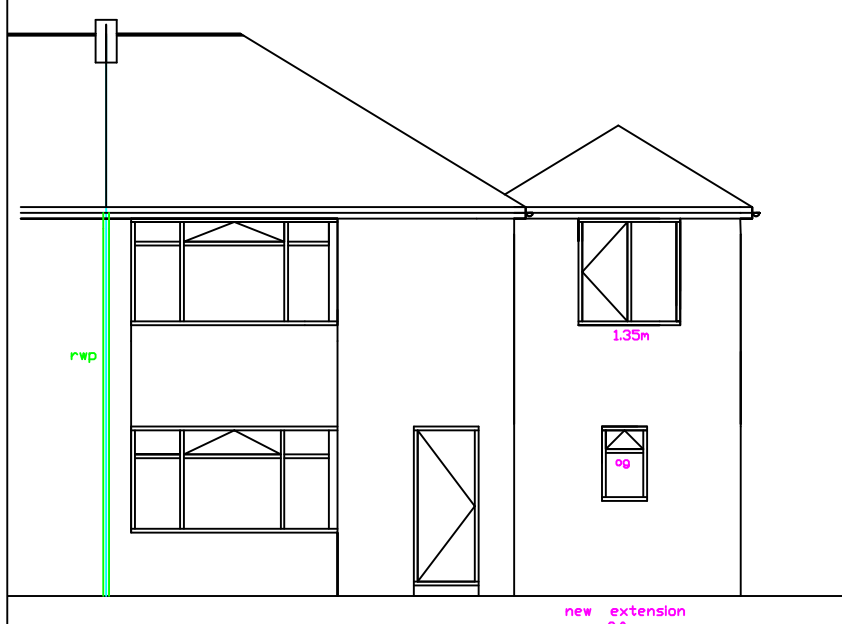

PROPOSED FRONT VIEW
1:100

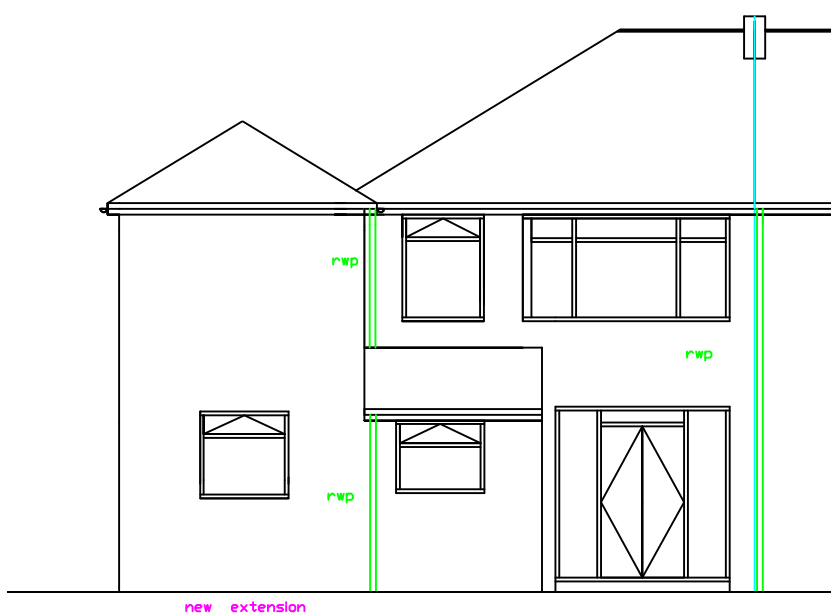

PROPOSED REAR VIEW
1:100

notes

Foundations and Ground works Extension careully take down rear single storey part extension and remove from site (check existing for foundations for suitabilty)All foundations to 1:3:6 mix concrete 550mm wide by 150mm thick a minimum 900 mm below the lowest ground level ground level. Any drains within 1.0m of foundations then the foundations are to go down to the invert level of the drains .300mm wide solid concrete blocks to foundations brick / block all bed in cement mortar 1.3 mixes up to ground level any drains passing under the new build are to be exposed and concreted over a minimum of 150mm thick as required, any drains passing through the foundation block works to have R C lintels over bed a minimum of 150 mm as required.New Construction face brick work 100mm cavity with internal block work to match the existing, cavity with dritherm full fill or equvalent as required as required.100mm celcon solar block,dab and dot board finish board finish to internal walls (to achiev 0.28w/m2) to all external walls granny anexxe ,. Stainless steel triangular butterfly wall ties at 700mm horizontal centre and at 450mm vertical centre and double (220 mm) up at openings .DPC to run horizontal to the ground a minimum 150mm high. All above bed in cement mortar 1:3 mix. minimuum 665mm returns to corners continuous cavities at abutments ,225mm weak mix concrete 225mm below ground level to cavities.Structural openings Type .A 4 Type up to 3.90m long Catnic lintels Cn90 -100fiom Openings from 2.10 m to 4.80m wide Cu90-100 as required .all bed a minimum 150 mm onto brick/block. on and including 150mm deep pad stones double steel beam b double steel beam (calculations to follow as required) area c block of window extend cavities.beam d first floor concrete double lintol over door way All steel beams encased in Plasterboard for half hour fire protection beam over details to follow opening d remove frame down to ground , extend insulted cavities , check existing lintol for suitabilty replace as required. **Please give conditional approval.for roof structure work** .rear and side stairs windows shorten as required for the roof strucure close insulated cavities.Close insulated cavities , and continue cavities at wall abutments in existing opening , with insulated DPC All bed Cement mortar 1:3 mix, proof membrane to lap DPC 100mm block work celcon min strength 7kg .any block wall to have 450mm wide foundations . , min 4 no . 225mm x 150mm vent bricks as required ,225mm weak mix cavity fill below ground level,150mm thick 1:3:6 mix concrete base on 100mm king span tw board with 25 mm PIR with DPM over and under insulation on sand blinding on 150 mm hard core , with 1200 gauge DPM over and under on sand blinding on 150mm clean broken hardcore horizontal DPC 150mm above ground level. **Check for methane gas provide 1000gauge over site methane gas barrier if required** . any under floor timber floors with 100mm vented air ducts as required 225mm x 150mm air bricks as required .. Cavity tray to extension where it abuts the existing wall Lateral restrain straps to walls ,code 4 lead to any up stands as required. main roof Check existing lintels and foundations for suitability. **Roof Construction**,Main roof ,s 100mm x 75 mm wall plate strapped to block work with 1.80 m galvanised straps at 2.00m centres .200mm x 50 mm rafters at 450mm centres and 175mm x 50mm ceiling joists at @450mm centres , 200mm x 75 mm ridge , 300mm x 75mm hip, 100mm x 75mm dragon tie with code 4 lead or grp flashing , 150mm inset cellotex or king span insulation with plaster boardinsulated finish also double trim for roof lights as required finished .marley modern smooth interlocking at min 18 degree pitch on 25mm x 50mm battens with tyvak supro .(tiles to match existing) marley modern interlocking with min 100mm head lap as required cavity tray at abutment as required .300mm mineral wool infil insulation between ceiling joist provide an insulated loft hatch to any roof voids, double trim for the roof lights with plaster board finish to ceiling first floor 200mm x 75mm floor joist at 400mm centrs mid span herring bone 22mm floor grade chipborad 150mm mineral wool infil
any new drainage to be 100mm hep sleeve with flexible joints lay to self cleansing falls 1:40 and back filled with 5 mm pea gravel all as agreed provide rod access sble agree drain runs and position on site with building control officer.

DO NOT SCALE OF THIS DRAWING TAKE ALL DIMENSIONS ON SITE PLEASE ENSURE ALL WORKS HAVE BEEN APPROVED BEFORE COMMENCMENT

project:
MANCHESTER CITY COUNCIL PLANNING BUILDING CONTROL APPLICATION

client:
DAWN SENIOR ,
11,MYERSCROFT CLOSE ,
M40 3NN
TEL07954086989
EMAIL D.SENIOR46
@VIRGINMEDIA.COM

Plans Drawn.
tel.no.07952934281
07856609593
email
Bawinterbottom
@aol.com
PlansDrawn01@aol.com
www.plansdrawn.org

date:	drawn:
JAN. 2014	DRW

drawing title:
PROPOSED REAR AND SIDE DOUBLE STOREY EXTENSION

project no.	drg. no.	Date Rev
MR11	02	