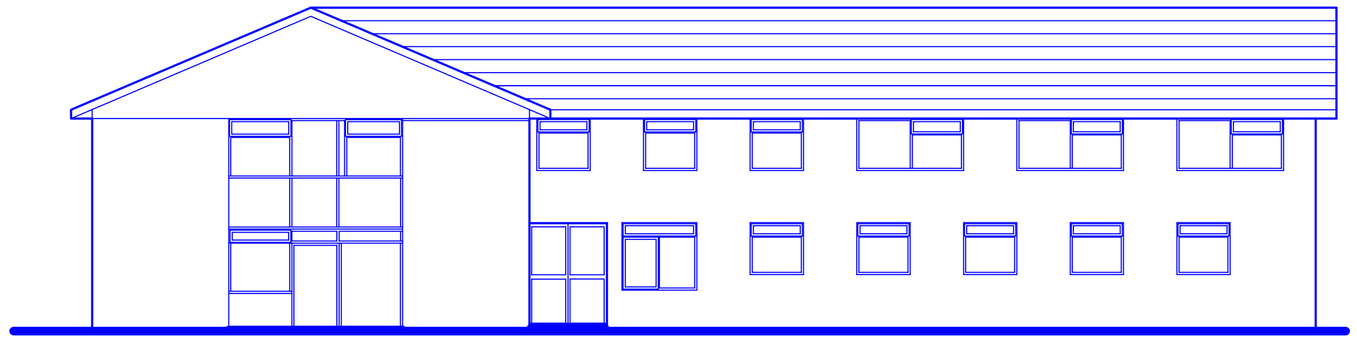

Existing North Elevation 1:100 @A1

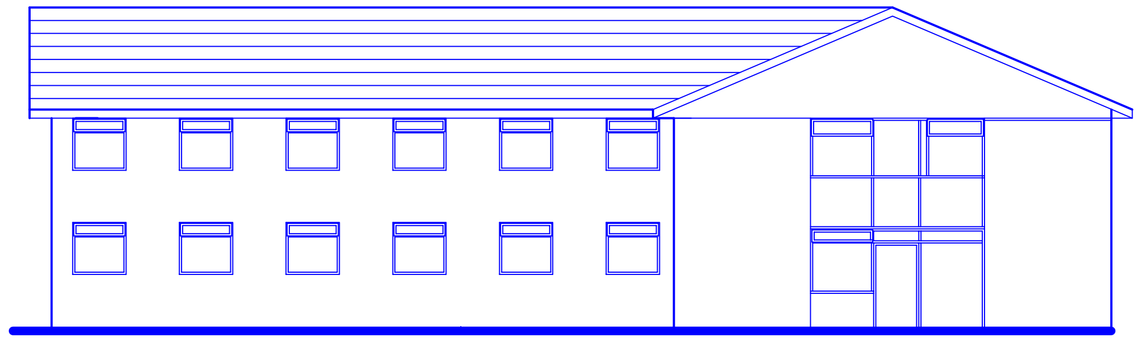

Existing West Elevation 1:100 @A1

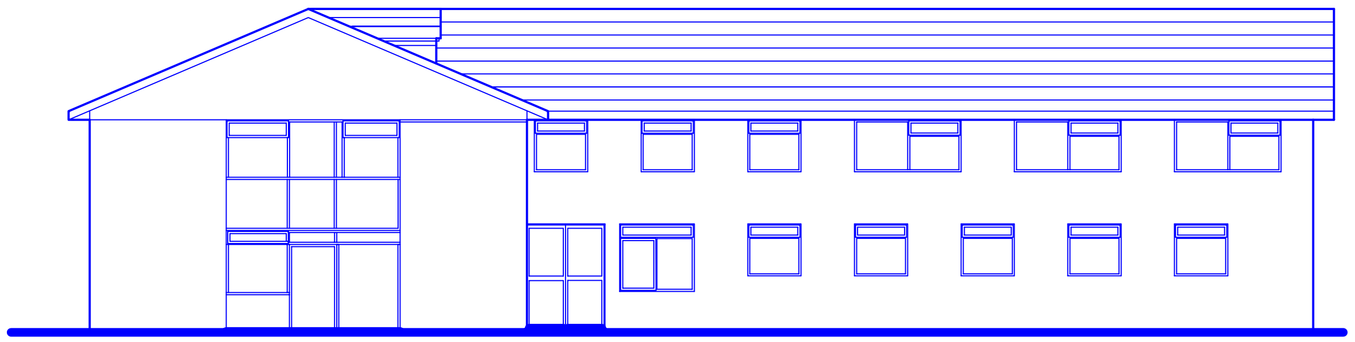

Proposed North Elevation 1:100 @A1

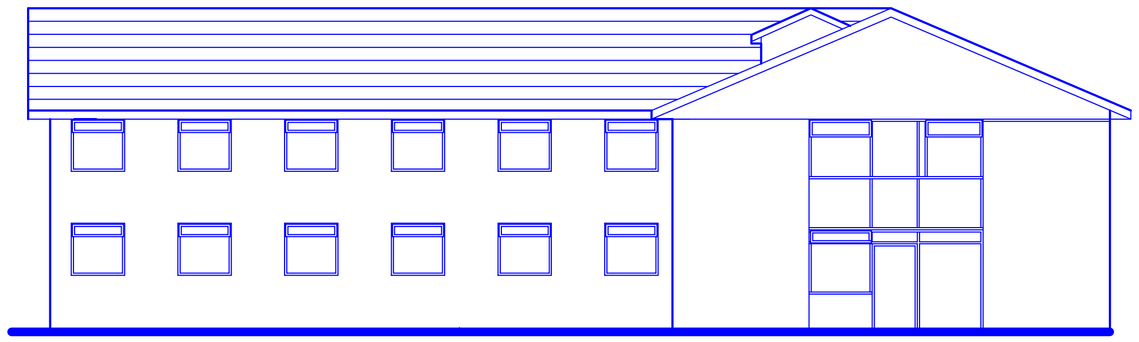

Proposed West Elevation 1:100 @A1

Legend:

This drawing should be read in conjunction with all relevant documents including

-Underpinning details to existing lift shaft MCC66/100-SS 4059 (Curtins)
-General arrangement on new lift MCC66/101-SS 4059 (Curtins)
-Truss support details MCC66/102-SS 4059 (Curtins)
-Asbestos survey report VP4600
-Particular specification for lift replacement at Heathfield Day Centre

To fully understand the scope of the works it is recommended that the building contractor visits the site in the company of Paul Walker Project engineer 0161 2776 225
an Hedley Project manager 0161 219 6098 0794 0752 334

Roof
Pitch to match main roof of main building 47 x 150 rafter @450 c/c fixed on 100 x 50 soft wood wall plate
Wall plate to be restrained at 1500c/c with galvanise mild steel straps

Breather membrabne fitted over rafters and secured with tile battens 50 x 25mm preservative treated

Roof covering concrete tiles to match existing laid and lapped an fixed as recommended by manufacturer

Soffit and fascia 19mm exterior grade WBP bonded exterior ply

Rwp's and gutters to match existing and allow water to discharge onto main roof Lead flasings and soakers to be fitted to lift shaft and roof junction and also lead back gutter

Provide and fit fixed vents to head of shaft to comply with BS. EN81-1 +A3 2009 cLAUSE 5.2.3.

Form 60 minute fire rated with 2 layers of 12mm fire line rated boarding

| Rev | Description | By | Date |
|---|---|---|---|
| | | | |

**Capital Programmes & Property**
**Growth & Neighbourhood Directorate**

Manchester City Council
PO Box 532 Town Hall
Manchester
M60 2LA

| JOB TITLE | | DRAWING TITLE | |
|---|---|---|---|
| Hall Lane Resource Centre Fire Evacuation Lift | | Existing and Proposed Elevations | |
| JOB NO. | | DRAWING NO. | |
| SS40599 | | | |
| DATE | SCALE | DRAWN | REVISION |
| November 2013 | 1:100 @A1 | IH | |

MANCHESTER CITY COUNCIL