This drawing & design is the copyright of Mimar architecture Ltd and may not be reproduced in any way without prior written consent.

Do not scale from this drawing.

Any discrepancies on this drawing or between drawings are to be reported to this office.

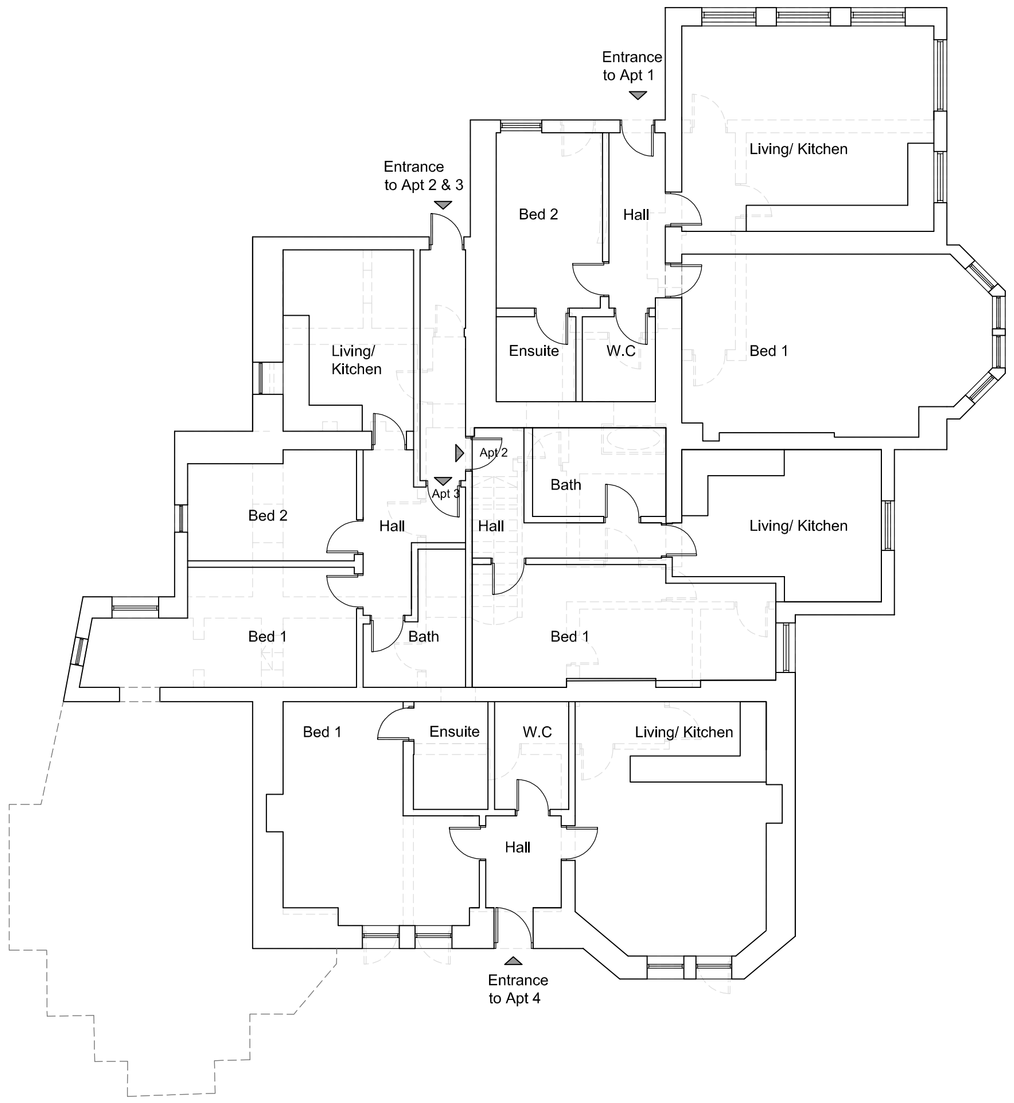

Proposed Lower Ground Floor

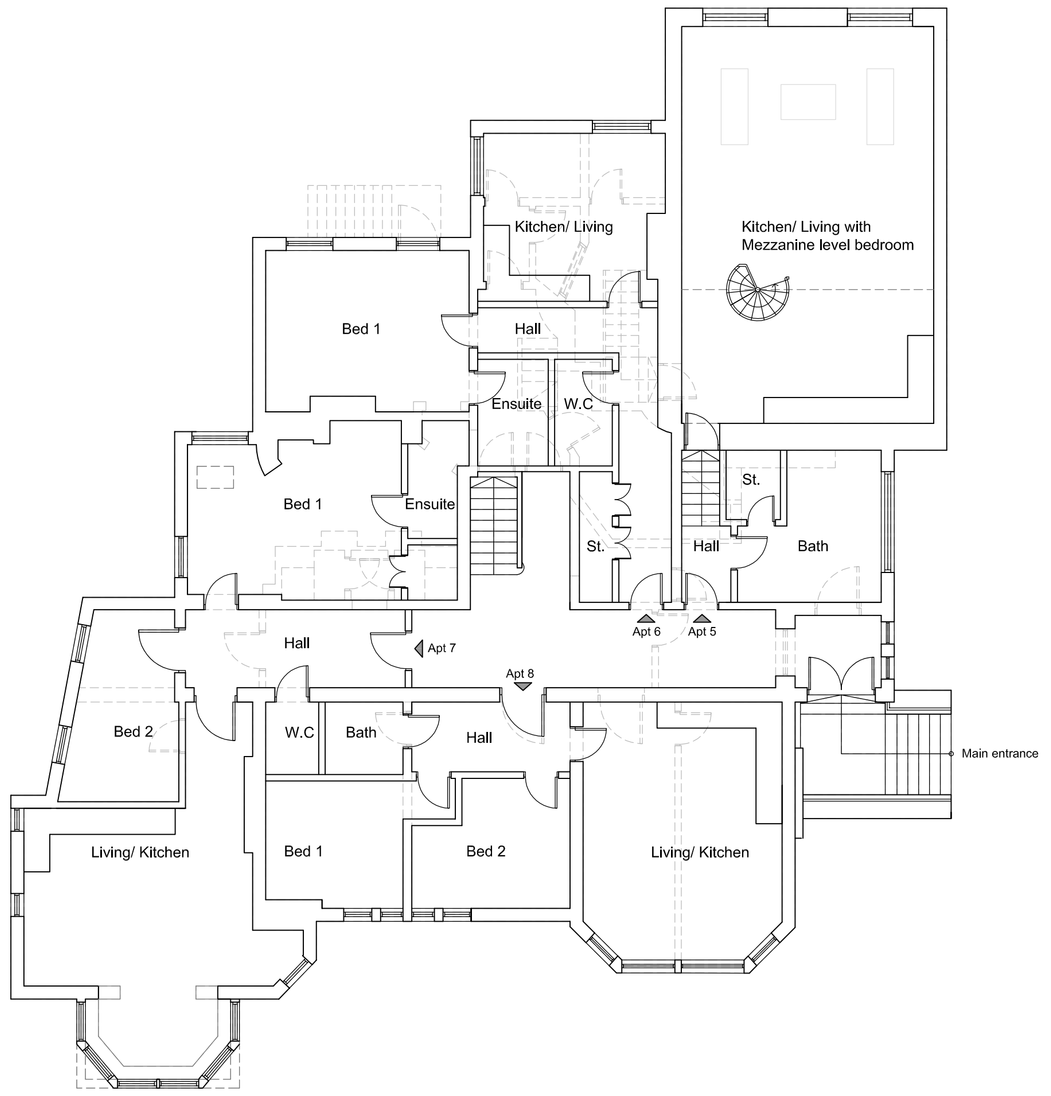

Proposed Ground Floor

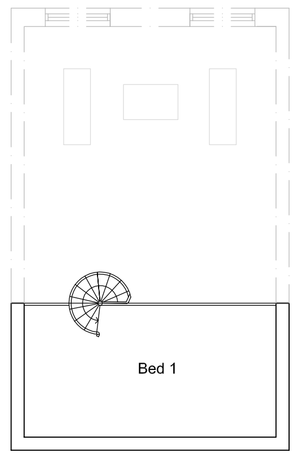

Mezzanine level bedroom Plan

Dotted Line indicates Existing Building

Schedule of Accommodation		
Apartment number	Beds	Area square meters(sqm) /sqaure foot (sqft)
Apt 1	2	83sqm/ 895sqft
Apt 2	1	47sqm/ 505sqft
Apt 3	2	51sqm/ 550sqft
Apt 4	1	44sqm/ 625sqft
Apt 5	1	72sqm/ 775sqft
Apt 6	1	58sqm/ 625sqft
Apt 7	2	78sqm/ 840sqft
Apt 8	2	58sqm/ 625sqft
Apt 9	2	81sqm/ 870sqft
Apt 10	2	64sqm/ 690sqft
Apt 11	2	63sqm/ 680sqft
Apt 12	2	44sqm/ 475sqft
Apt 13	1	28sqm/ 300sqft

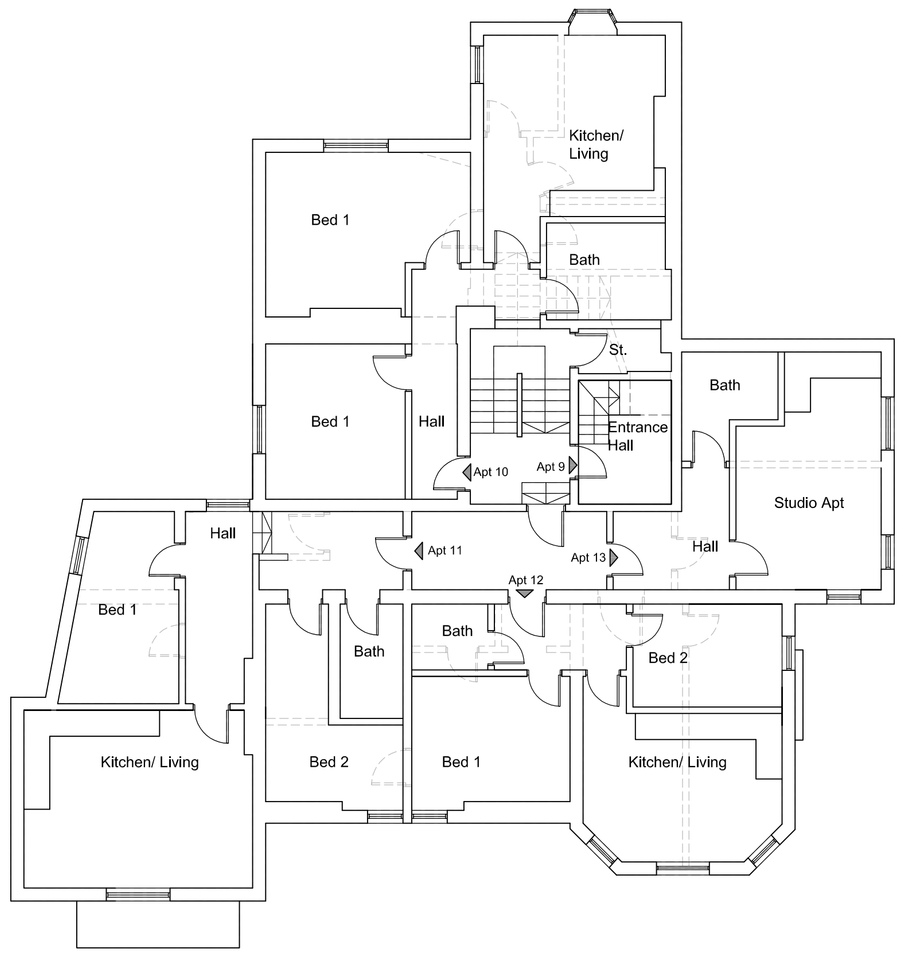

Proposed First Floor

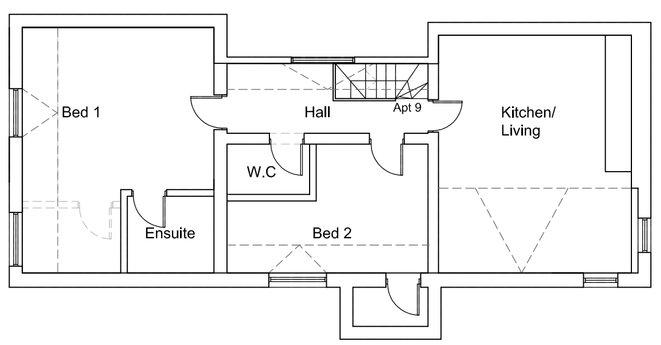

Proposed Roof Plan

mimar ARCHITECTURE
www.mimararchitecture.com
Bruce Court, 25a Hale Road, Altrincham, Cheshire, WA14 2EY
T: 0333 123 5115 e:info@mimararchitecture.com
Company Reg No. 7241272

Project:
Santaidd House, Burnage Lane
Manchester

Client:
Westwood Group Limited

Drawing Title:
Proposed Floor Plans

Project No.	Drawing No.	Scale.	Revision.	Date.
306	PL-06	1:100 @ A1		Feb 14

3 Green Street, Little Germany, Bradford, BD1 5HG
T: 0333 123 5115

Yorkshire
Cheshire