GENERATOR PLANTROOM

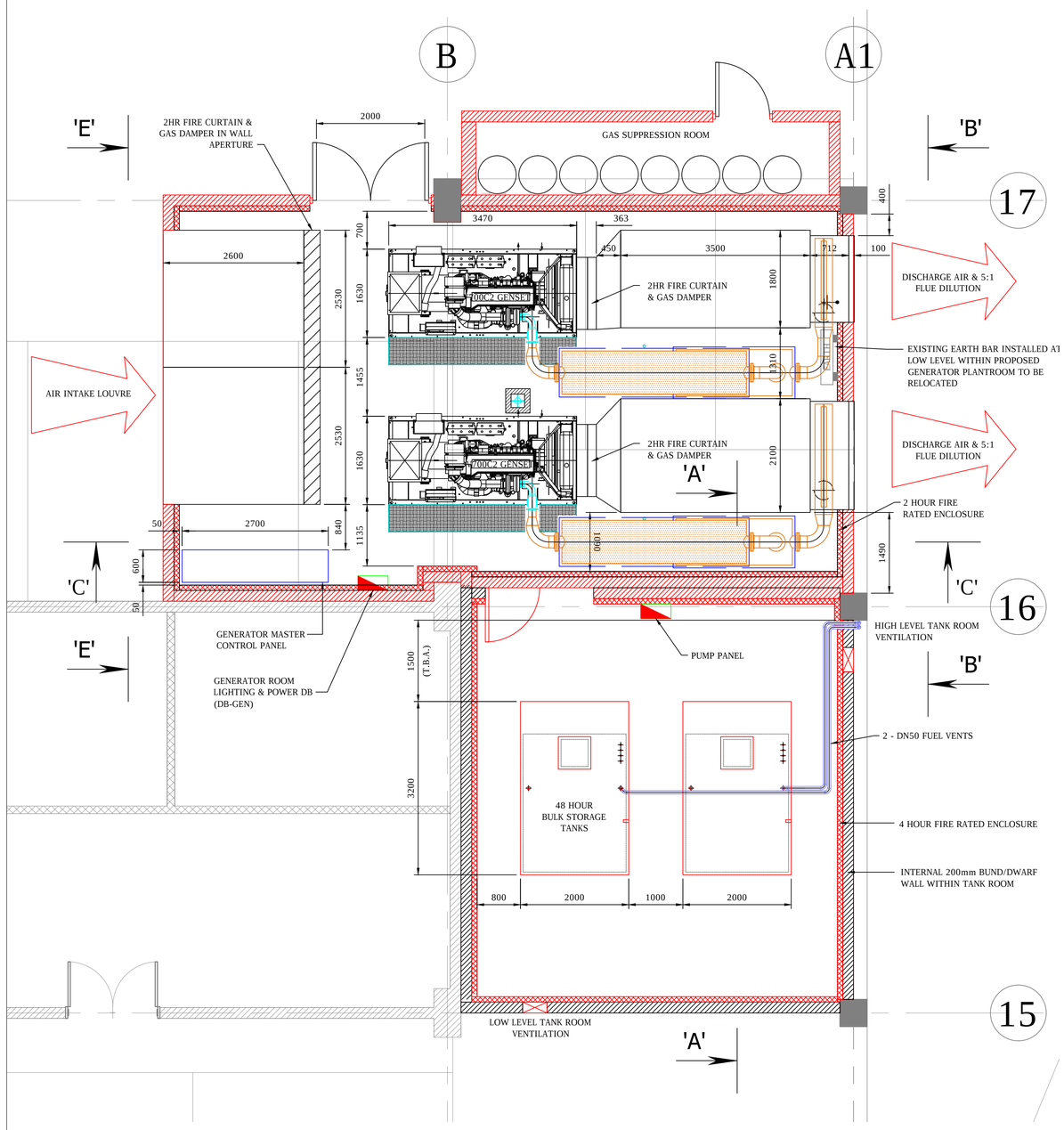

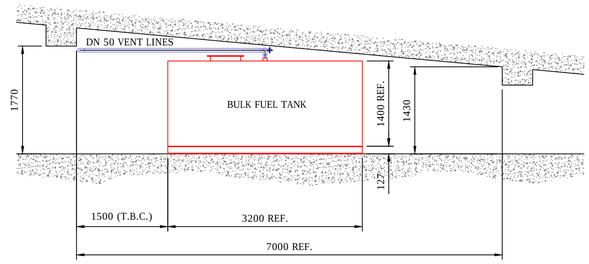

SECTION 'A-A'

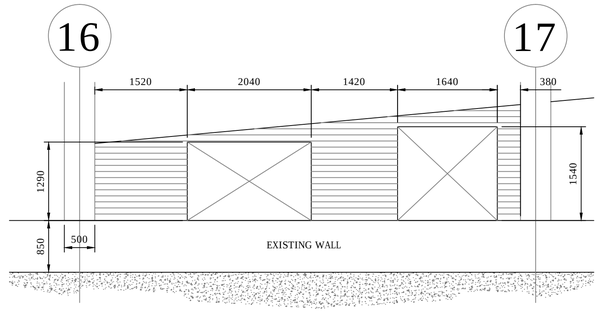

SECTION 'B-B'

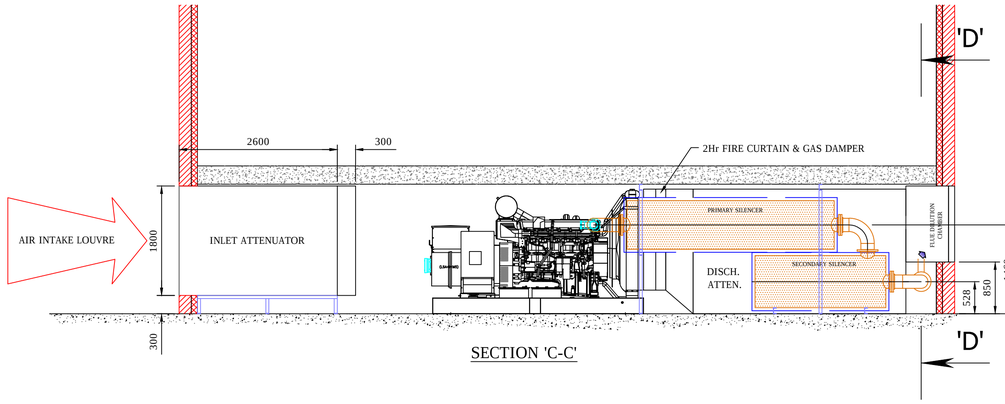

SECTION 'C-C'

NOTE:

1. INFORMATION TAKEN FROM CUNDALL DRG No. 1007782 REV A.

2. CLEARANCES FOR BOTH INLET & DISCHARGE ATTENUATOR APERTURES ADDED.

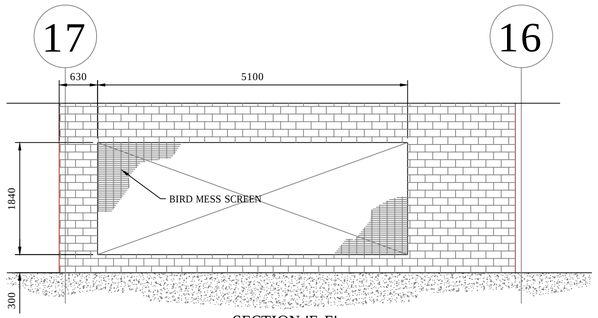

SECTION 'E-E'
SHOWING INLET ATTENUATOR APERTURE

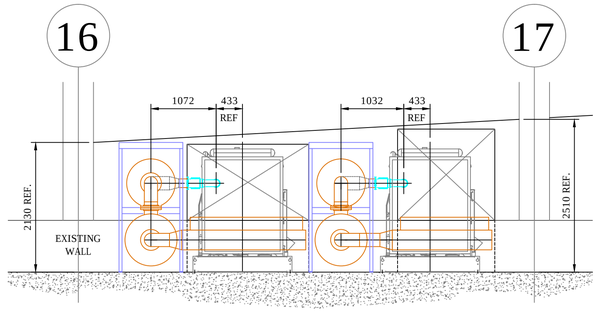

SECTION 'D-D'

D	28/05/14	SECTION 'D–D' ADDED. NOTE 2 ADDED.	R.D.
C	19/05/14	MODS TO T.A.S COMMENTS	R.D.
B	14/05/14	MODS TO T.A.S MARK UP	R.D.
A	12/05/14	MODS TO T.A.S MARK UP	R.D.
0	15/04/14	FIRST ISSUE–PROVISIONAL	L.M.
Iss.	Date	Change	By

3rd Angle Projection — Do Not Scale. All Dimensions in MM Unless Otherwise Stated.

AVK SEG (UK) LTD
Power Systems House,
Malvern Road, Maidenhead.
Berkshire. SL6 7RE.
Tel:01628 503900 Fax:01628 503999

Customer: BARCLAYS CONSILIDATION

Site: MANCHESTER

Title: GENERATOR PLANTROOM LAYOUT

Drawn:	Date:	Scale:
L.M.	15/04/14	1:50
Checked:	Date:	Sheet Size: A1

Drawing No.: Jn350084-001 — Rev: D