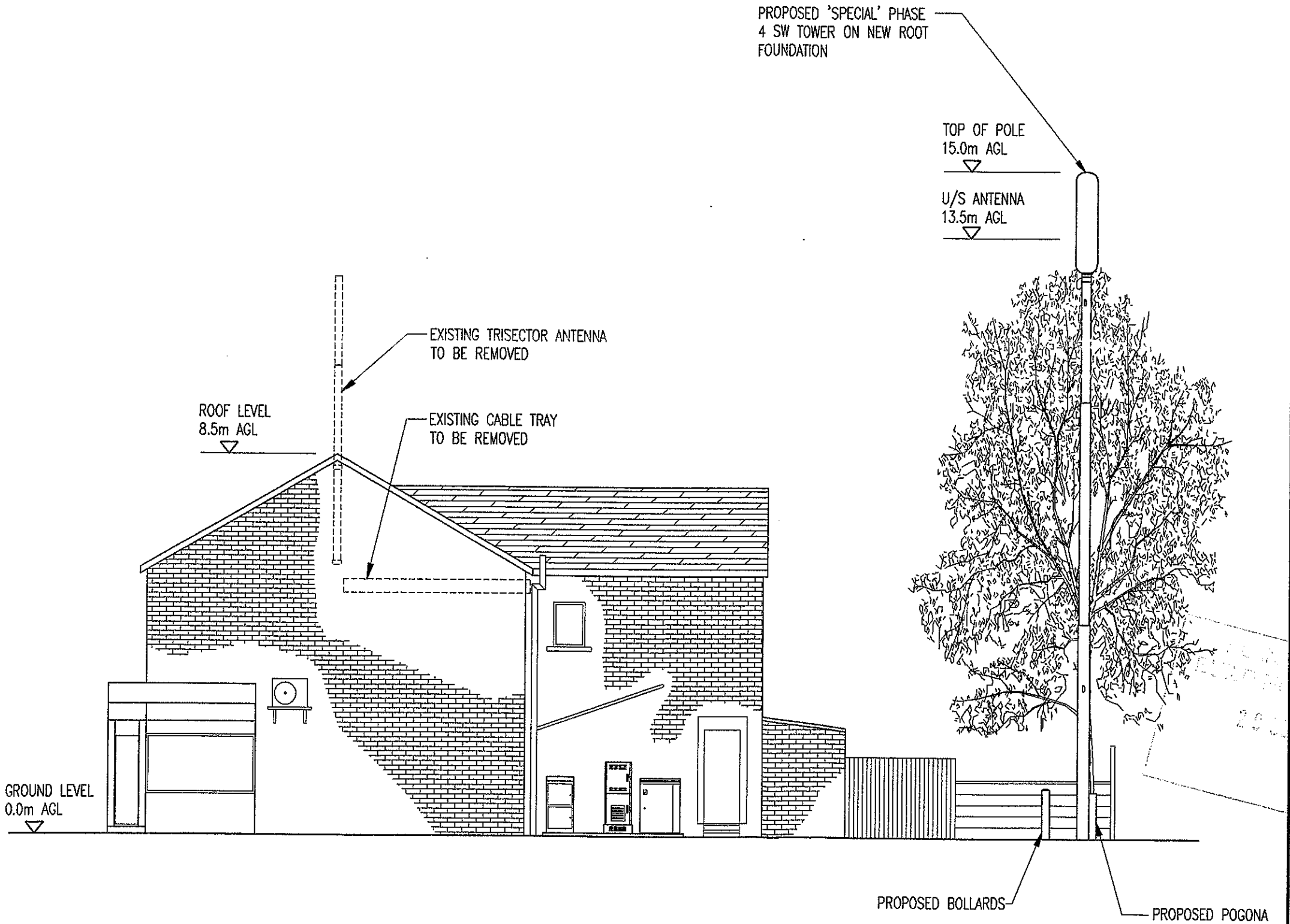

SOUTH WEST ELEVATION

SCALE 1:100

RD10091 (R1.0) COV. CONFIG.	RD10009 (R1.0) CONFIG.
C2s/i/2	U-C2

No.	Revision	Date	By	ckd
H	TOWER AND CABINET RELOCATED DUE TO EXISTING BASEMENT	11.01.16	I.P.	REM
G	ISSUED FOR DETAILED DESIGN	15.12.15	MDT	REM
F	TOWER ROOT BEARING ADDED.	25.11.15	JPR	REM
E	ELEVATION ADDED. RAL COLOUR ADDED. DRAWINGS RENUMBERED.	26.10.15	JPR	AW
D	EXISTING FLAGPOLE TO BE REMOVED. PROPOSED TOWER TYPE AND CABINET AMENDED. DRAW PIT ADDED. DUCT LAYOUT REVISED TO SUIT. ANTENNA SCHEMATIC AND ANTENNA DETAILS UPDATED	29.06.15	AW	MSH
C	ISSUED FOR DETAILED DESIGN	13.06.14	RN	REM
B	ISSUED FOR PLANNING	30.04.14	JPR	AW

MBNL

6 Anglo Office Park
67 White Lion Road
Amersham
HP7 9FB
Tel: 01494 762 923
Email: info@mbnl.co.uk

WHP Wilkinson Helsby
Unit 1 Maple Park
Lowfields Road, Leeds
LS12 6HH
Tel: 0113 3023550 Fax: 0113 2876834
e-mail: info@wilkinson-helsby.co.uk

Site Name & Address:
AUBREY LEE & Co
1170 ROCHDALE ROAD, BLACKLEY
MANCHESTER, M9 6ER

Title:
PROPOSED TELECOMMUNICATIONS
ROOFTOP UPGRADE
SITE ELEVATION

Purpose of Issue:
CONSTRUCTION

Drawing No:
99409 - 05

Cell No:	MBNL Ref:
99409	MAN114

EXISTING EQUIPMENT

CABINET DETAILS:

BTS 3900A ON 200 PLINTH ON CONCRETE BASE
DIMENSIONS: 600x480x1600 HIGH
MATERIAL: STEEL
COLOUR: GREY

POW CABINET ON CONCRETE BASE
DIMENSIONS: 900x800x1240 HIGH
MATERIAL: STEEL
COLOUR: GREY

MK3 LINK/AC CABINET ON CONCRETE BASE
DIMENSIONS: 600x500x1240 HIGH
MATERIAL: STEEL
COLOUR: GREY

TRISECTOR ANTENNA ON STEEL SUPPORT POLE FIXED TO GABLE END.

PROPOSED EQUIPMENT

CABINET DETAILS:
POGONA ON ROOT FOUNDATION
DIMENSIONS: 1230x400x1032 HIGH
MATERIAL: STEEL
COLOUR: LIGHT GREY (RAL 7035)

TOWER DETAILS:
15.3m 'SPECIAL' PHASE 4 SW TOWER ON NEW ROOT FOUNDATION
OVERALL HEIGHT: 15.0m (0.3m BELOW GROUND)
MATERIAL: STEEL
COLOUR: LIGHT GREY (RAL 7035)

EXISTING GSM/UMTS ANTENNA TO BE REMOVED. EXISTING FEEDERS AND LNA's TO BE RETAINED. NEW PHASE 4 TOWER, ANTENNAS, LNA's AND FEEDERS TO BE INSTALLED. NEW 40A BREAKER TO BE INSTALLED IN EXISTING DISTRIBUTION BOARD FOR POGONA POWER SUPPLY.

EXCLUSION ZONES CONFORM TO THE ICNIRP REFERENCE LEVEL FOR LIMITED EXPOSURE TO MEMBERS OF THE GENERAL PUBLIC

100mm
50mm
mm

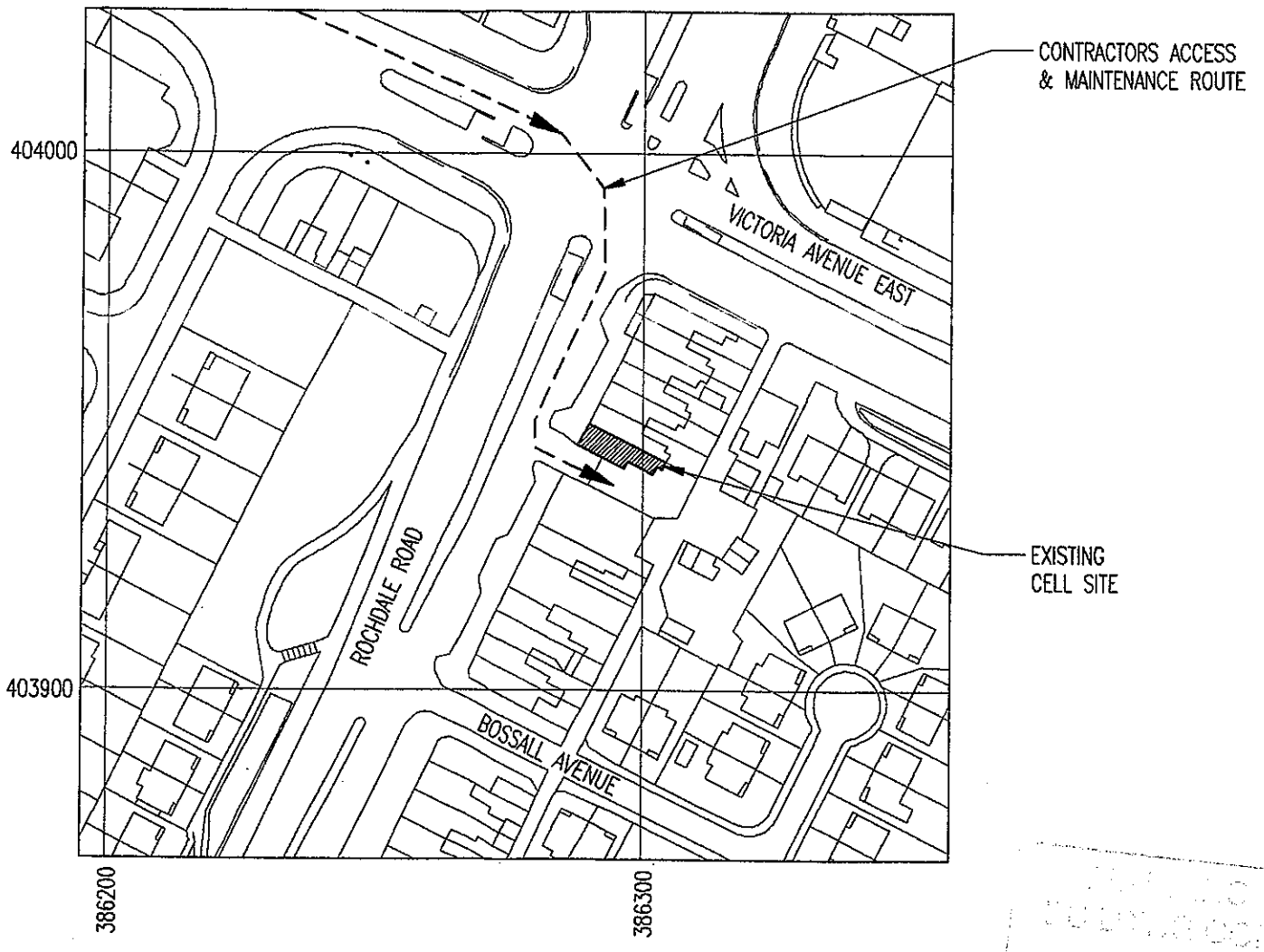

LOCATION PLAN

SCALE 1:1250

NGR E 386306
NGR N 403938

REPRODUCED FROM ORDNANCE SURVEY PROMAP DATA© CROWN COPYRIGHT 2014

RD10091 (R1.0) COV. CONFIG.	RD10009 (R1.0) CONFIG.
C2s/i/2	U-C2

No.	Revision	Date	By	ckd
H	TOWER AND CABINET RELOCATED DUE TO EXISTING BASEMENT	11.01.16	I.P.	REM
G	ISSUED FOR DETAILED DESIGN	15.12.15	MDT	REM
F	TOWER ROOT BEARING ADDED.	25.11.15	JPR	REM
E	ELEVATION ADDED. RAL COLOUR ADDED. DRAWINGS RENUMBERED.	26.10.15	JPR	AW
D	EXISTING FLAGPOLE TO BE REMOVED. PROPOSED TOWER TYPE AND CABINET AMENDED. DRAW PIT ADDED, DUCT LAYOUT REVISED TO SUIT. ANTENNA SCHEMATIC AND ANTENNA DETAILS UPDATED	29.06.15	AW	MSH
C	ISSUED FOR DETAILED DESIGN	13.06.14	RN	REM
B	ISSUED FOR PLANNING	30.04.14	JPR	AW

MBNL

6 Anglo Office Park
67 White Lion Road
Amersham
HP7 9FB
Tel: 01494 762 923
Email: info@mbnl.co.uk

WHP Wilkinson Helsby
Unit 1 Maple Park
Lowfields Road, Leeds
LS12 6HH
Tel: 0113 3023550 Fax: 0113 2876834
e-mail: info@wilkinson-helsby.co.uk

Site Name & Address:
AUBREY LEE & Co
1170 ROCHDALE ROAD, BLACKLEY
MANCHESTER, M9 6ER

Title:
PROPOSED TELECOMMUNICATIONS
ROOFTOP UPGRADE
SITE LOCATION

Purpose of Issue:
CONSTRUCTION

Drawing No:
99409 – 01

Cell No:	MBNL Ref:
00400	MAN114

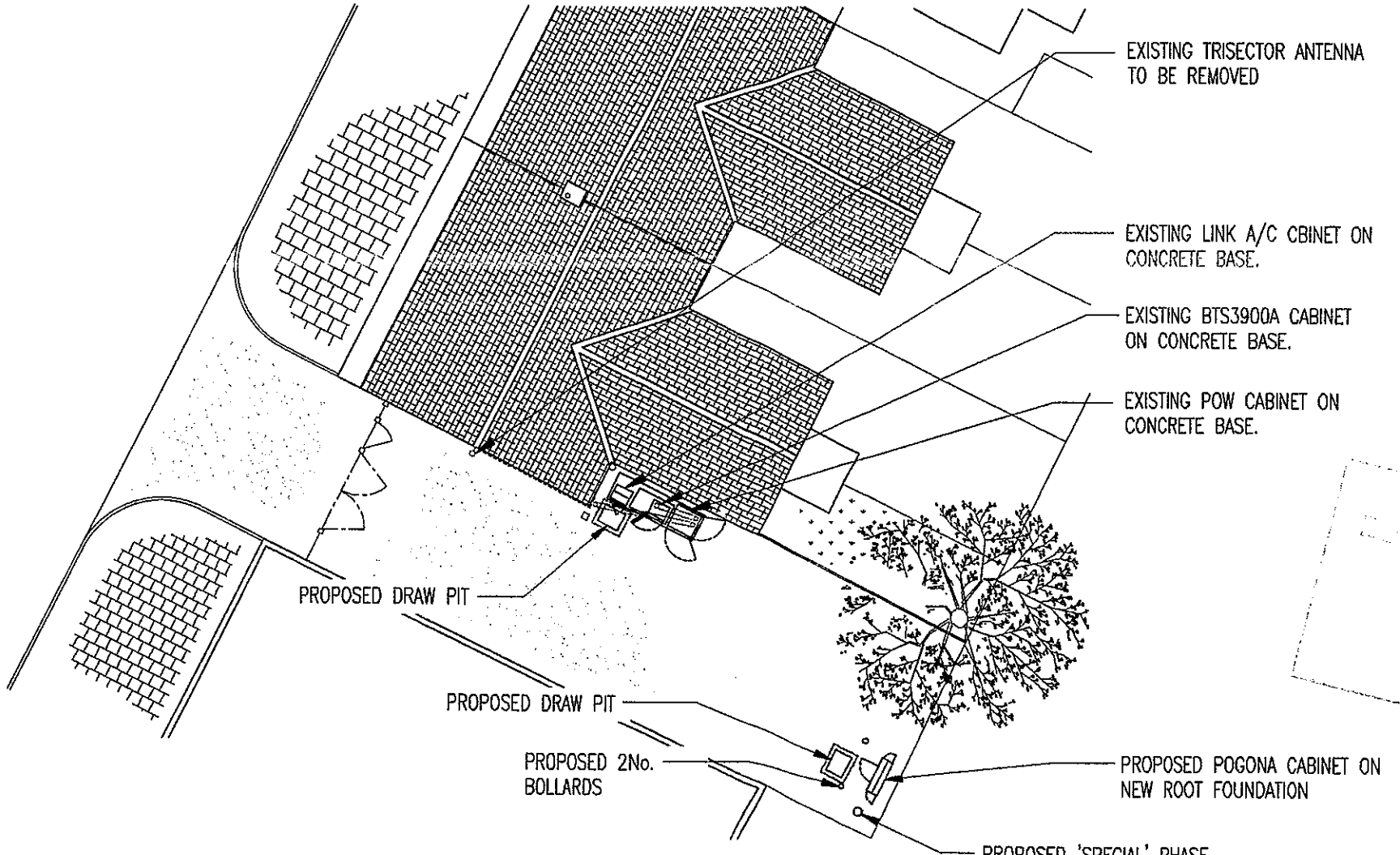

SITE PLAN

SCALE 1:200

NOTE

1. ENTRY – POINT OF ENTRY SAFETY SIGN ATTACHED TO ACCESS GATE APPROX. 1500mm A.G.L.

2. ACCESS SAFETY SIGN ATTACHED TO TOWER 2000 BELOW ANTENNA ON ACCESS SIDE

3. ANTENNA–1 SAFETY SIGN TO BE FITTED TO TOWER 200 BELOW EACH ANTENNA ON BORE SIGHT

4. ELECTRICAL SAFETY SIGN TO BE ATTACHED TO WALL ADJACENT TO LANDLORDS METER.

LOCATION OF PROPOSED SAMSUNG CABINET:–
DMS: 053:31:54.957N 002:12:29.023W

RD10091 (R1.0) COV. CONFIG.	RD10009 (R1.0) CONFIG.
C2s/i/2	U–C2

No.	Revision	Date	By	ckd
H	TOWER AND CABINET RELOCATED DUE TO EXISTING BASEMENT	11.01.16	I.P.	REM
G	ISSUED FOR DETAILED DESIGN	15.12.15	MDT	REM
F	TOWER ROOT BEARING ADDED.	25.11.15	JPR	REM
E	ELEVATION ADDED. RAL COLOUR ADDED. DRAWINGS RENUMBERED.	26.10.15	JPR	AW
D	EXISTING FLAGPOLE TO BE REMOVED. PROPOSED TOWER TYPE AND CABINET AMENDED. DRAW PIT ADDED, DUCT LAYOUT REVISED TO SUIT. ANTENNA SCHEMATIC AND ANTENNA DETAILS UPDATED	29.06.15	AW	MSH
C	ISSUED FOR DETAILED DESIGN	13.06.14	RH	REM
B	ISSUED FOR PLANNING	30.04.14	JPR	AW

MBNL

6 Anglo Office Park
67 White Lion Road
Amersham
HP7 9FB
Tel: 01494 762 923
Email: info@mbnl.co.uk

WHP Wilkinson Helsby
Unit 1 Maple Park
Lowfields Road, Leeds
LS12 6HH
Tel: 0113 3023550 Fax: 0113 2876834
e-mail: info@wilkinson-helsby.co.uk

Site Name & Address:
AUBREY LEE & Co
1170 ROCHDALE ROAD, BLACKLEY
MANCHESTER, M9 6ER

Title:
PROPOSED TELECOMMUNICATIONS
ROOFTOP UPGRADE
SITE LAYOUT

Purpose of Issue:
CONSTRUCTION

Drawing No:
99409 – 02

Cell No: 00400

MBNL Ref: MAN144

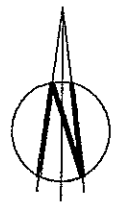



EXISTING GSM/UMTS LNA's ARE TO BE RETAINED

NEW LNA's & FEEDERS TO BE INSTALLED FOR NEW CABINET

ANTENNA DETAILS

SCALE 1:20

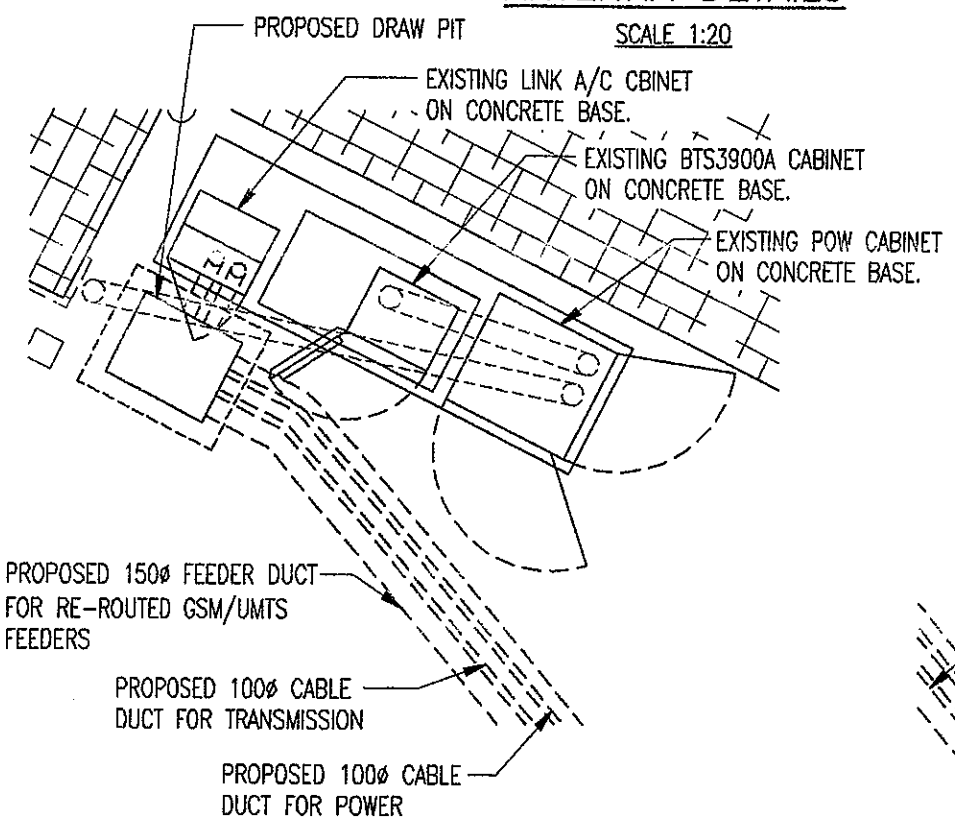

EQUIPMENT LAYOUT

SCALE 1:50

NOTE. PROPOSED SAMSUNG CABINET TO BE INSTALLED STRICTLY IN ACCORDANCE WITH MANUFACTURERS DETAILS. REFER TO DESIGN GUIDE FOR ELECTRICAL, EARTHING, TRANSMISSION, ALARM DETAILS, ETC. NEW 40A BREAKER TO BE INSTALLED IN EXISTING

BREAKER MUST MATCH MAKE OF OR

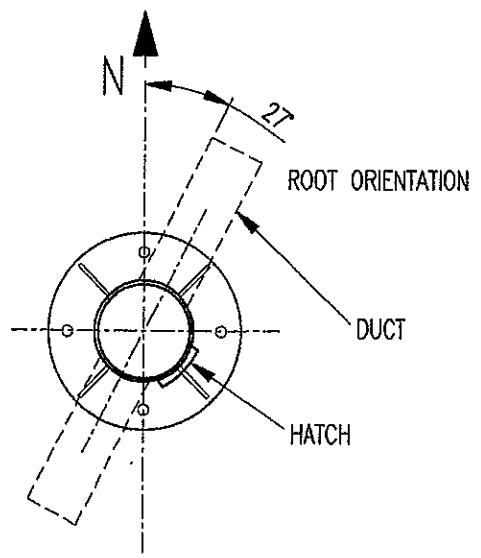

TOWER BASE PLAN

SCALE 1:20

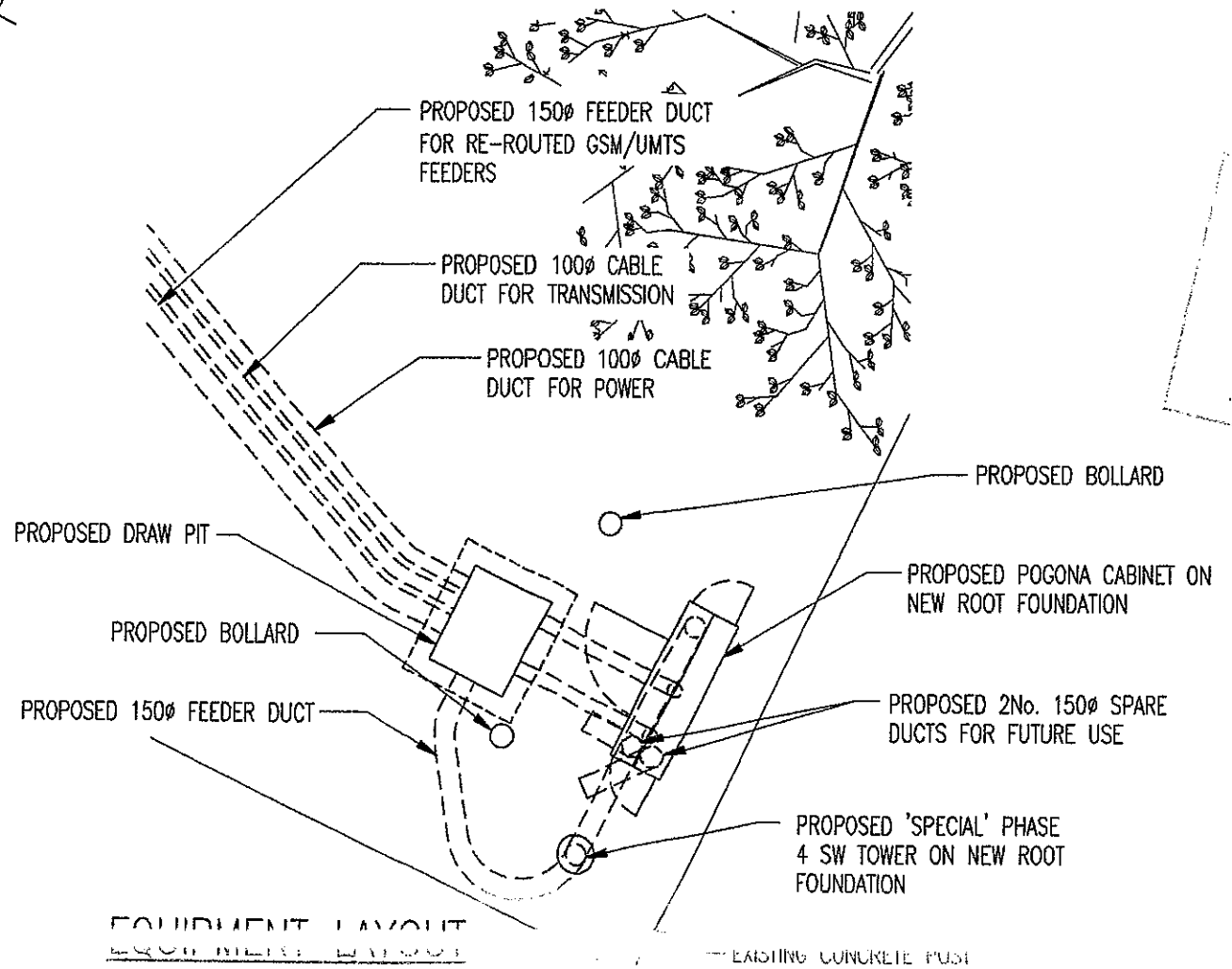

EQUIPMENT LAYOUT

SCALE 1:50

EXISTING CONCRETE POST AND PANEL FENCE

RD10091 (R1.0) COV. CONFIG.	RD10009 (R1.0) CONFIG.
C2s/i/2	U-C2

No.	Revision	Date	By	ckd
H	TOWER AND CABINET RELOCATED DUE TO EXISTING BASEMENT	11.01.16	I.P.	REM
G	ISSUED FOR DETAILED DESIGN	15.12.15	MDT	REM
F	TOWER ROOT BEARING ADDED.	25.11.15	JPR	REM
E	ELEVATION ADDED. RAL COLOUR ADDED, DRAWINGS RENUMBERED.	26.10.15	JPR	AW
D	EXISTING FLAGPOLE TO BE REMOVED. PROPOSED TOWER TYPE AND CABINET AMENDED. DRAW PIT ADDED, DUCT LAYOUT REVISED TO SUIT. ANTENNA SCHEMATIC AND ANTENNA DETAILS UPDATED	29.06.15	AW	MSH
C	ISSUED FOR DETAILED DESIGN	13.08.14	RN	REM
B	ISSUED FOR PLANNING	30.04.14	JPR	AW

MBNL

6 Anglo Office Park
67 White Lion Road
Amersham,
HP7 9FB
Tel: 01494 762 923
Email: info@mbnl.co.uk

WHP Wilkinson Helsby
Unit 1 Maple Park
Lowfields Road, Leeds
LS12 6HH
Tel: 0113 3023550 Fax: 0113 2876834
e-mail: info@wilkinson-helsby.co.uk

Site Name & Address:
AUBREY LEE & Co
1170 ROCHDALE ROAD, BLACKLEY
MANCHESTER, M9 6ER

Title:
PROPOSED TELECOMMUNICATIONS ROOFTOP UPGRADE EQUIPMENT LAYOUT

Purpose of Issue:
CONSTRUCTION

Drawing No:
99409 - 03

Cell No: 00400

MBNL Ref: MAN114

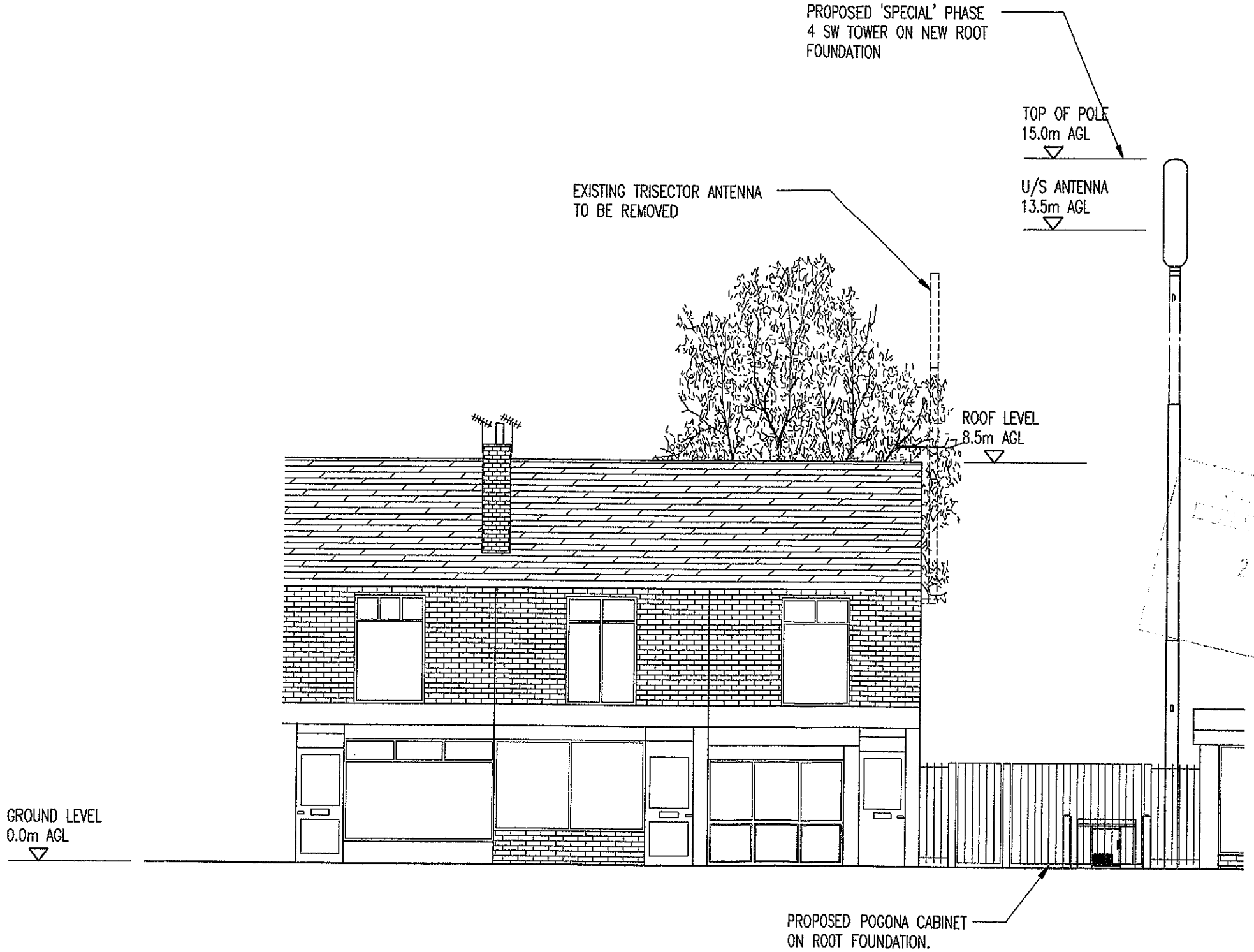

NORTH WEST ELEVATION

SCALE 1:100

RD10091 (R1.0) COV. CONFIG.	RD10009 (R1.0) CONFIG.
C2s/i/2	U-C2

No.	Revision	Date	By	ckd
H	TOWER AND CABINET RELOCATED DUE TO EXISTING BASEMENT	11.01.16	I.P.	REM
G	ISSUED FOR DETAILED DESIGN	15.12.15	MDT	REM
F	TOWER ROOT BEARING ADDED.	25.11.15	JPR	REM
E	ELEVATION ADDED. RAL COLOUR ADDED. DRAWINGS RENUMBERED.	26.10.15	JPR	AW
D	EXISTING FLAGPOLE TO BE REMOVED. PROPOSED TOWER TYPE AND CABINET AMENDED. DRAW PIT ADDED, DUCT LAYOUT REVISED TO SUIT. ANTENNA SCHEMATIC AND ANTENNA DETAILS UPDATED	29.06.15	AW	MSH
C	ISSUED FOR DETAILED DESIGN	13.08.14	RN	REM
B	ISSUED FOR PLANNING	30.04.14	JPR	AW

MBNL

6 Anglo Office Park
67 White Lion Road
Amersham
HP7 9FB
Tel: 01494 762 923
Email: info@mbnl.co.uk

WHP Wilkinson Helsby
Unit 1 Maple Park
Lowfields Road, Leeds
LS12 6HH
Tel: 0113 3023550 Fax: 0113 2876834
e-mail: info@wilkinson-helsby.co.uk

Site Name & Address:
AUBREY LEE & Co
1170 ROCHDALE ROAD, BLACKLEY
MANCHESTER, M9 6ER

Title:
PROPOSED TELECOMMUNICATIONS
ROOFTOP UPGRADE
SITE ELEVATION

Purpose of Issue:
CONSTRUCTION

Drawing No:
99409 – 04

Cell No:	MBNL Ref:
00400	MAN114