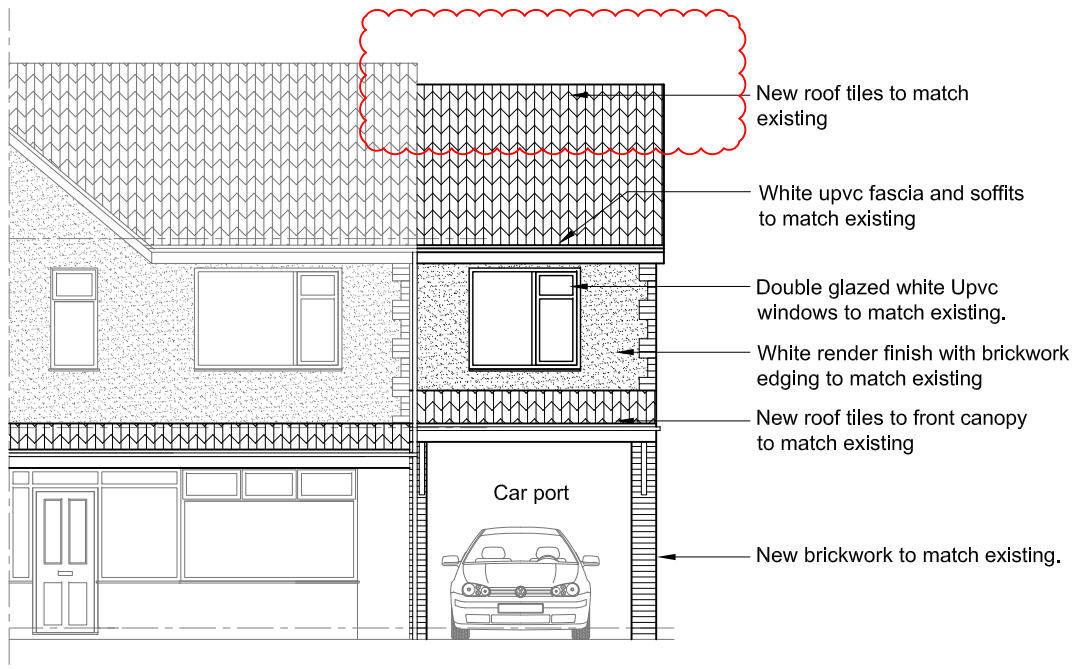

Proposed Front Elevation
Scale 1:100

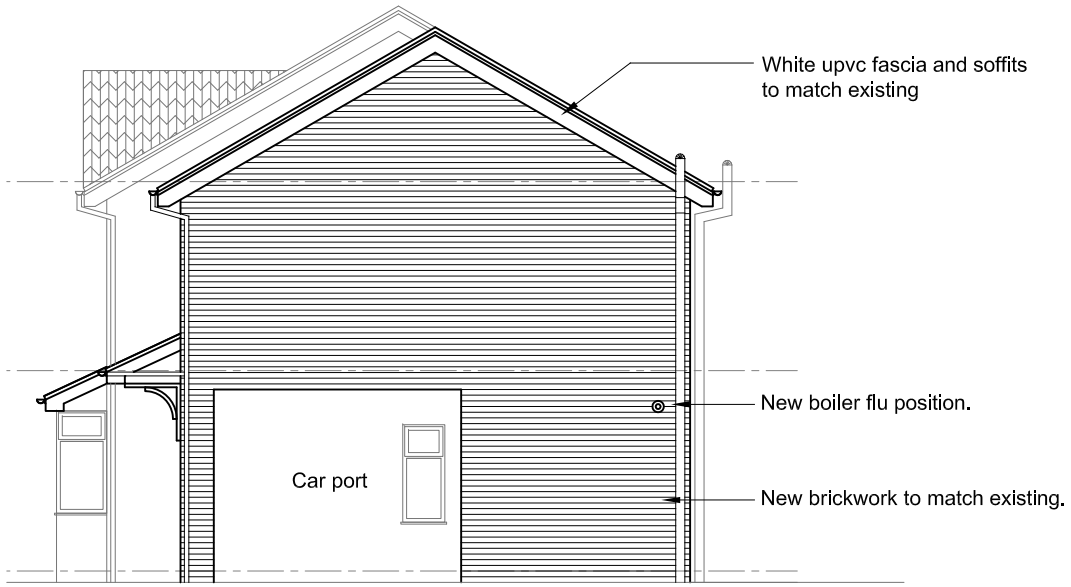

Proposed Side Elevation
Scale 1:100

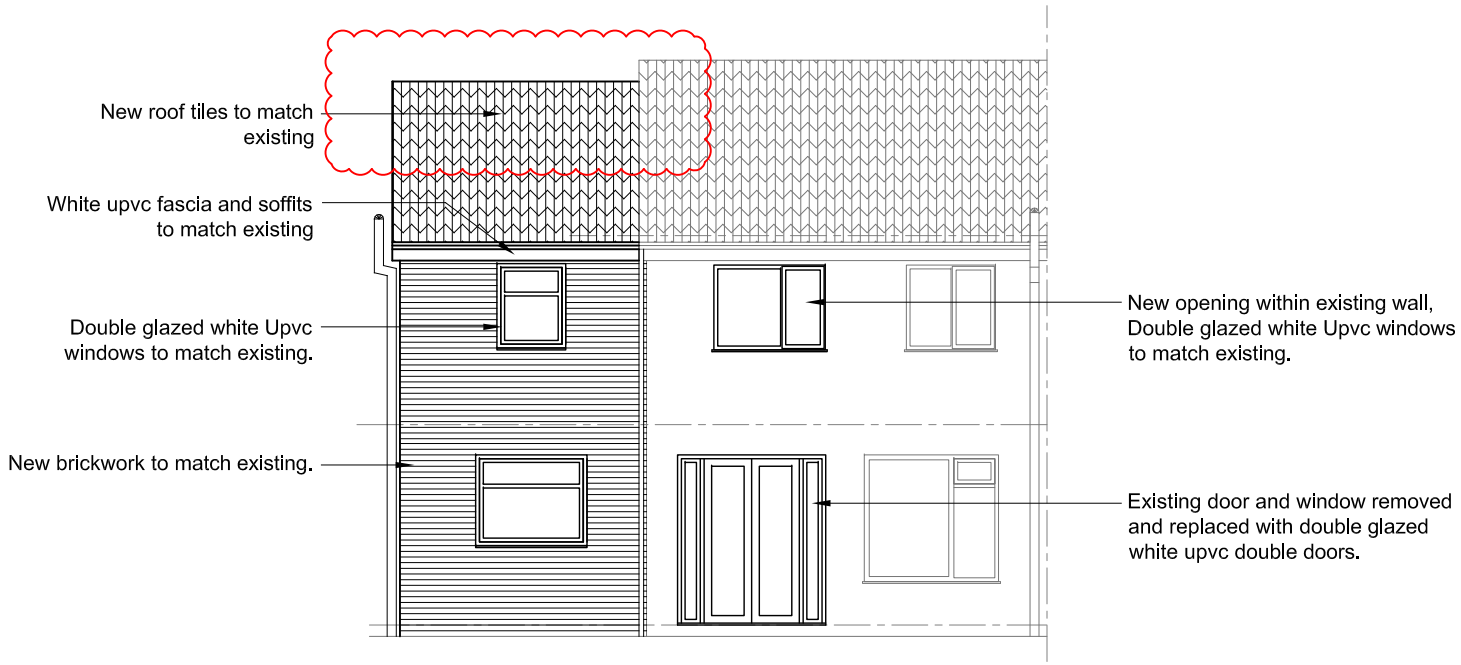

Proposed Rear Elevation
Scale 1:100

original dr by			
rev	description	date	dr by	app by

GENERAL NOTES

Contractor to visit site prior to commencement of work and check all dimensions and familiarise himself with the site conditions. This drawing must then be checked and verified by the contractor prior to work commencing on site.
This drawing is for the purpose of achieving local authority approval only and should not be used as a working drawing. Client must have received written approval from both the local authority, planning and building control departments before instruction or commencement of any building works on the relevant site. Client to obtain written permission from relevant bodies for any encroachment whatsoever. All workmanship, materials and construction to comply with Building Regulations, British Standards, Codes of Practice and N.H.B.C requirements whether or not specifically stated on these drawings. All materials to be fixed, applied or mixed In accordance with manufacturers instructions or specifications. All materials shall be suitable for their purpose. The contractor shall take into account everything necessary for the proper execution of the works, to the satisfaction of the "Inspector" whether or not indicated on the drawings. Sample of external materials to be submitted to la for approval. All external timber to be preservative treated. All air bricks to be ducted through walls. Where additional load is to be applied over existing openings, lintels to be exposed and checked for structural stability to the satisfaction of local building control officer.

Rev A - Ridge line amended

Shaw Architectural Services Ltd
SHAW ARCHITECTURAL SERVICES
625 Manchester Road
Wardley, Manchester,
M27 9QH
Tel: 075408844488
www.shawarchitecturalservices.com

client: Lucas Carrasco	
project: 19 Edgeworth drive, Fallowfield, M14 6RN	
drawing: Proposed Elevations	
file reference: 2013-13 - br	scale: 1:50 @ A3
date: May 2013	status: PLANNING & B.R.
drawing number: 2013-13-06	revision: A

ALL FIGURED DIMENSIONS TO TAKE PREFERENCE TO SCALE. ALL DIMENSIONS TO BE CHECKED ON SITE. THIS DRAWING SHALL NOT BE REPRODUCED OR COPIED WITHOUT THE PERMISSION OF SHAW ARCHITECTURAL SERVICES LTD