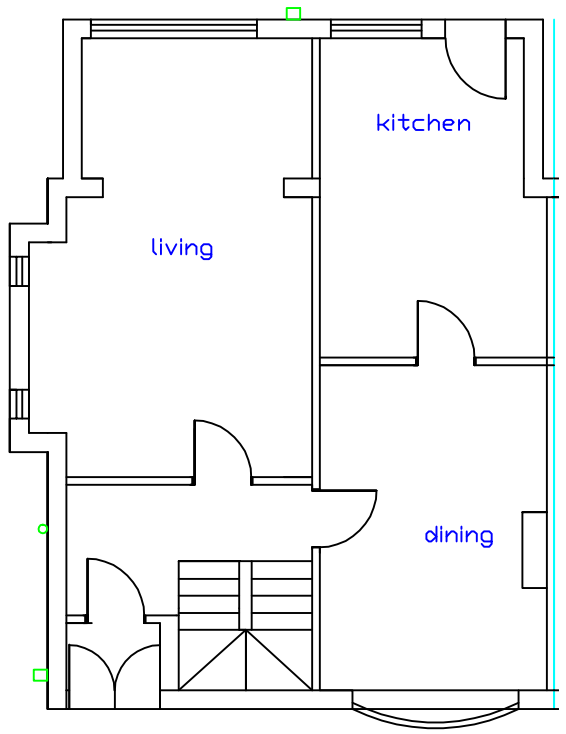


EXISTING GROUND FLOOR
1:100

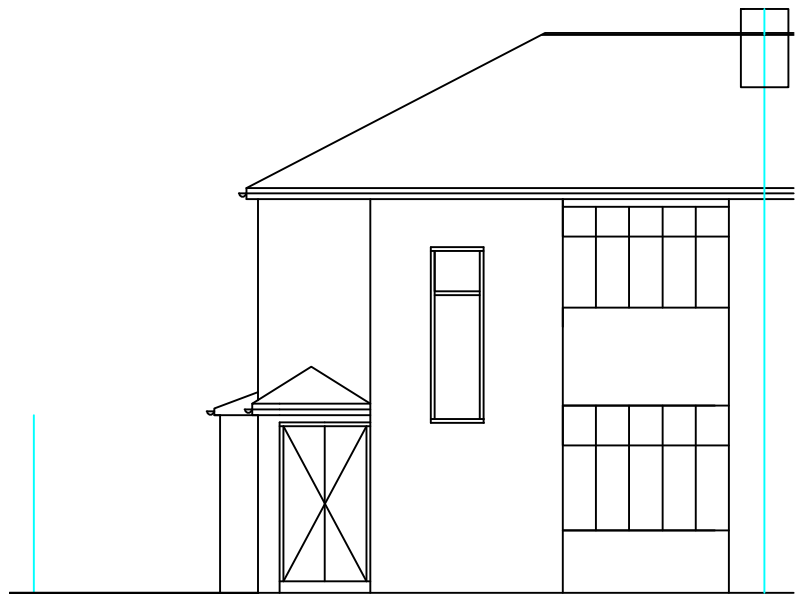

EXISTING FRONT VIEW
1:100

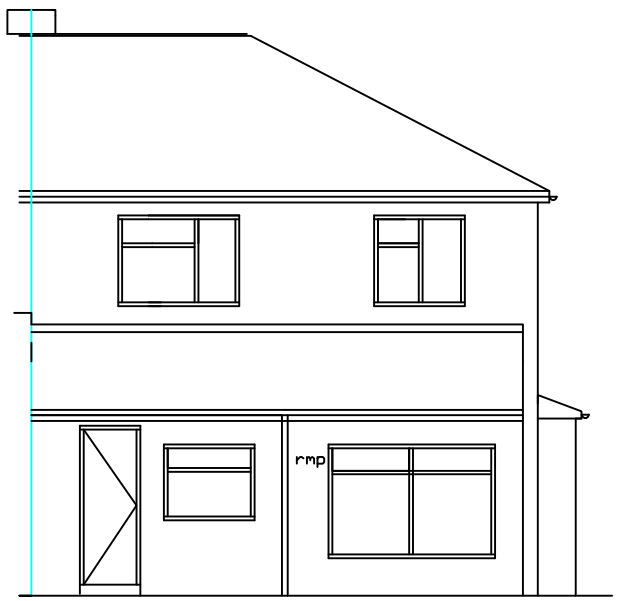


EXISTING REAR VIEW
1:100

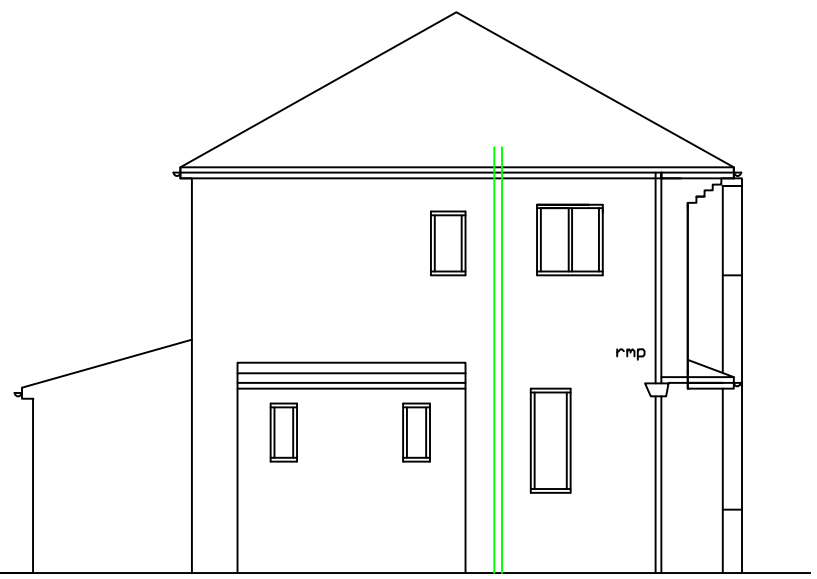


EXISTING SIDE VIEW A
1:100

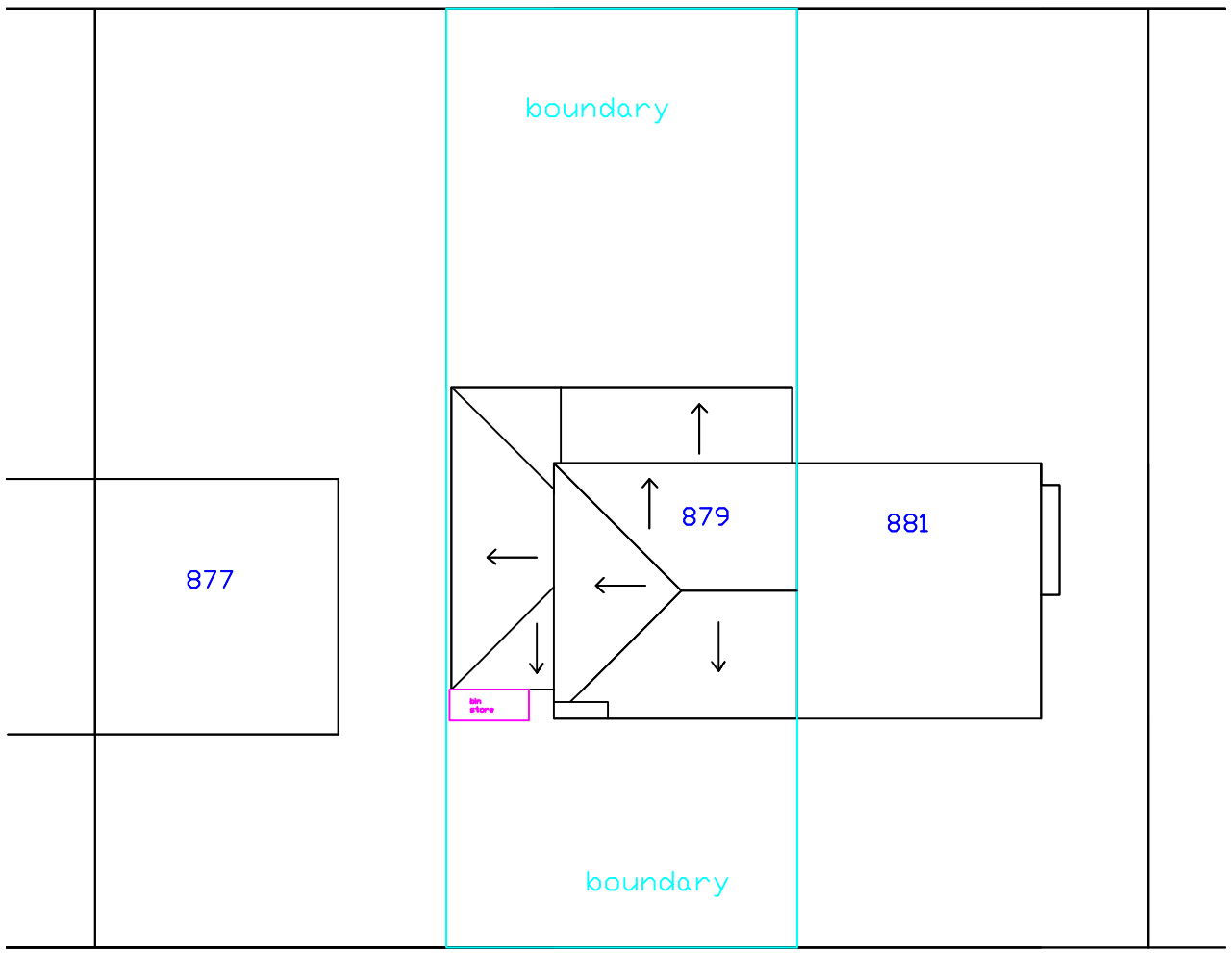


PROPOSED ROOF/ BLOCK PLAN
1:200

Foundations and Ground works ,foundations to 1:3:6 mix concrete 600mm wide by 150mm thick a minimum 900 mm below the lowest ground level ground level. Any drains within 1.0m of foundations then the foundations are to go down to the invert level of the drains, 300mm wide solid concrete blocks all bed in cement mortar 1.3 mixes up to ground level any drains passing under the new build are to be exposed and concreted over a minimum of 150mm thick as required, any drains passing through the foundation block works to have R C lintels over bed a minimum of 150 mm as required. Ground floor, 100mm base concrete 1:3:6on 1200gauge DPM over and under on sand blinding on 150mm clean hardcore horizontal DPC extend any under floor timber floors 00mm insulated vent and air brick ,Construction Face brickwork/block work to match the existing, 102 mm to as agreed with 110 mm cavity with 85 mm Dri therm or equivalent .100mm celcon solar block Stainless steel triangular butterfly wall ties at 700mm horizontal centre and at 450mm vertical centre and double (220 mm) up at openings .Min 550mm returns , 100mm internal block wall with 450mm wide foundations to any block work wall , provide cavity tray to existing house DPC to run horizontal to the ground a minimum 150mm high. All above bed in cement mortar 1:3 mix. Structural openings Type .a 3No. plus one in existing. Type up to 3.90m long Catnic( Cn 50 in existing)lintelsCG90/100 from Openings from 2.10 m to 4.80m wide CU90 /100bed a minimum 150 mm onto brick/block. on and including 150mm deep pad stones .Opening b form doorway in existing wall .All steel beams encased in Plasterboard for half hour fire protection extend cavities re form door opening Close insulated cavities in existing .opening c blocck off two window opening with insulated DPC , All bed Cement mortar 1:3 mix, proof membrane to lap DPC Roof Construction, 100mm x 75 mm wall plate strapped to block work with 1.80 m galvanised straps at 2.00m centres ,175mm x50mm roof and ceiling joists at 450mm centres with ceiling joist with 300mm mineral wool with 100mm between joists with 50mm min are gap double trim for any velux , 275mm x 75mm hip, 100mm x 75mm dragon tie as required cavity tray, roof with interlocking marley modern tiles interlocking on 50mm x 25mm battens with tyvak supro at 16 degree use onduline Treated with fire retardent materials to meet half hour fire tratment mear boundary exensions as required pitch , min 100mm headline over lap , 150mm lead upstands and cavity tray with insulated roof access hatch as required .12.5mm plaster board and skim as required. Plaster board at 10kg/m2.Any Stud partitions to be 75mm x 50 mm with 75 mineral wool infill, Strap joists to walls as required Lateral restrain straps to walls .Any B.I. Gullies and connect to the existing system, B.I Gullies to be rod able. Cavity tray to extension where it about the existing wall all , Drainage system any new drainage to be 100mm hep sleeve with flexible joints lay to self cleansing falls 1:40 and back filled with 5 mm pea gravel maintan seperate drainage system, Form any window well if so required code 5 lead 20mm WPB plywood with 75mm x 50mm battens as required,Extend any timber floors to existing with 100mm dia insulated vents and air bricks as required . Include for a gas membrane as required

DO NOT SCALE OF THIS DRAWING
TAKE ALL DIMENSIONS ON SITE
Please do not start any works untill all approvales have been obtained.

MANCHESTER CITY COUNCIL
PLANNING AND
BUILDING CONTROL
APPLICATION

client:
SHAHID MUSTAFA ,
879,KINGSWAY ,
EAST DIDISBURY
MANCHESTER,
M20 5PB,
TEL07930614118
EMAIL SM19691
@HOTMAIL.COM

Plans Drawn.
tel.no.07952934281
07856609593
email Bawinterbottom
@aol.com
PlansDrawn01@aol.com

www.plansdrawn.org

drawing title:
PROPOSED REAR AND SIDE
SINGLE STOREY EXTENSION

date:
DEC. 2011

project no.
KWB79

drg. no. rev.
01