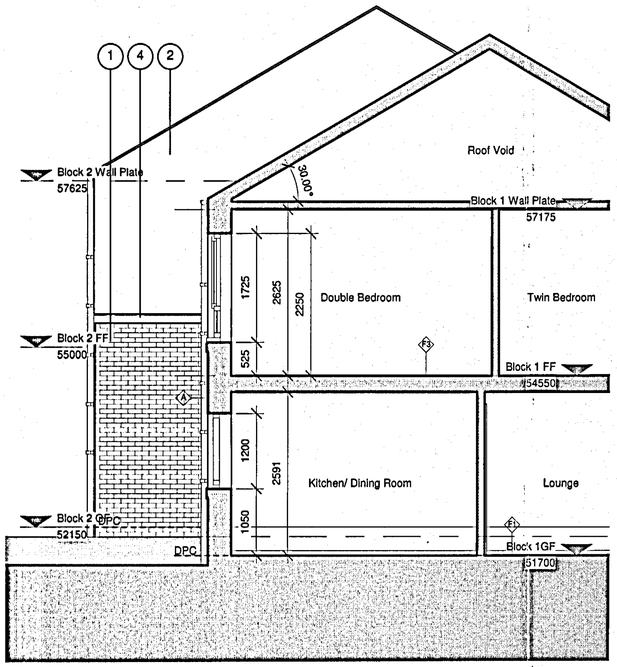

A Section through plot 18 looking towards plot 19
1 : 50

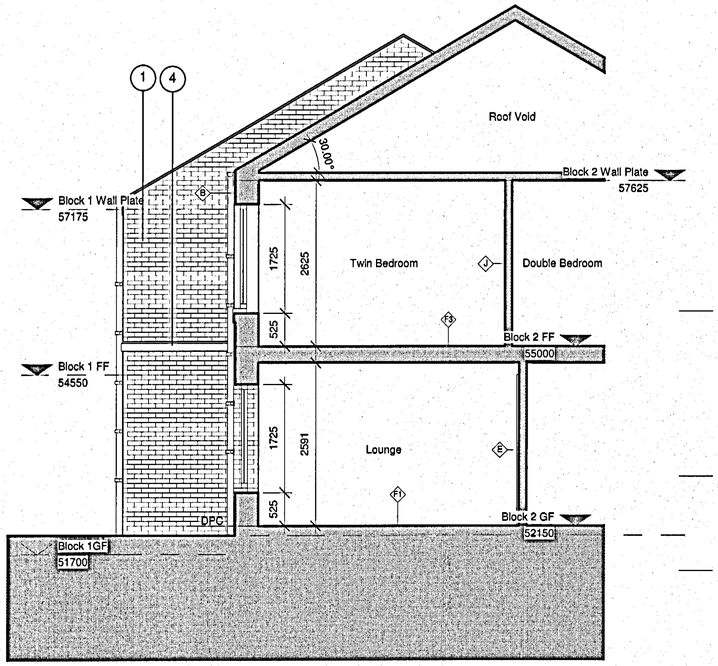

B Section through Plot 19 looking towards Plot 18
1 : 50

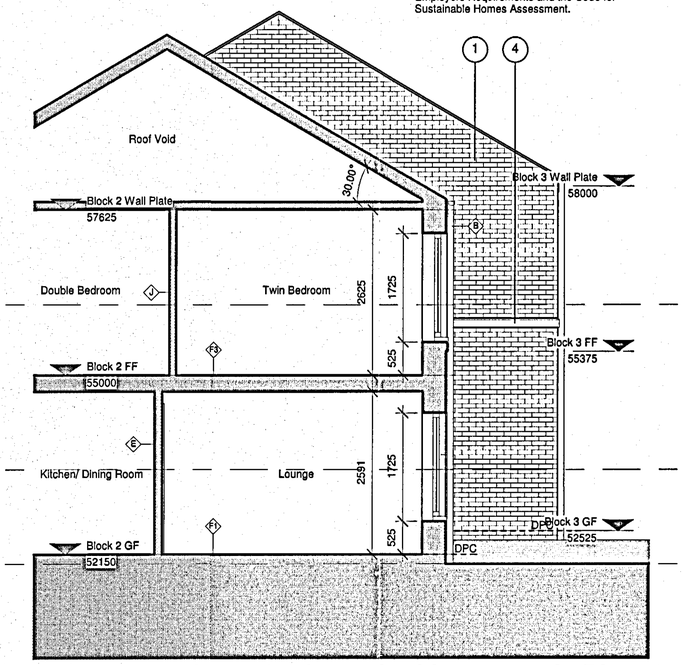

C Section through Plot 22 looking towards Plot 23
1 : 50

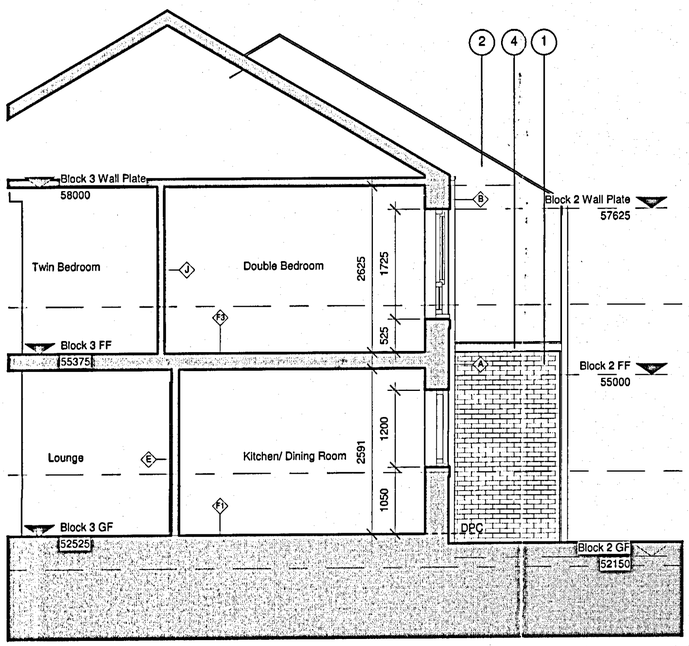

D Section through Plot 23 looking towards Plot 22
1 : 50

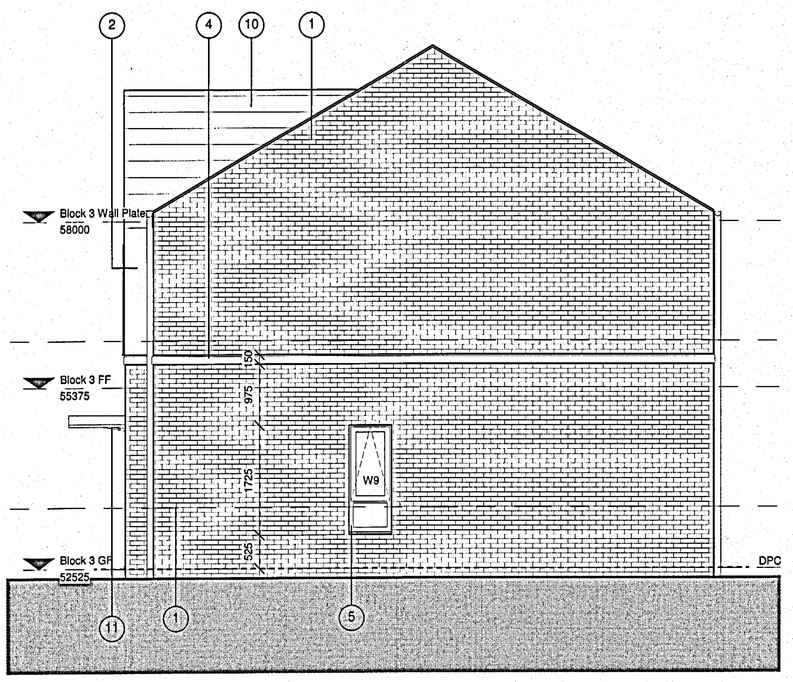

5 Side Elevation Plot 26
1 : 50

Floor Type Key
1 : 20

Floor Type F1 : Ground Floor, Beam and Block Suspended Floor

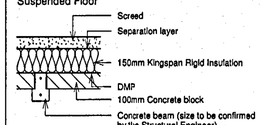

Floor Type F3 : Timber Suspended Floor

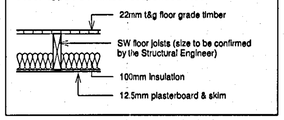

NOTE: Refer to GA Plans drawings P2854-205-207 for Wall Type Key

General Notes:
All dimensions are to the structure openings from the finished floor level. All dimensions to be checked on site prior to manufacture.

This drawing is to be read in conjunction with the Employers Requirements and the Code for Sustainable Homes Assessment.

NOTES
The Contractor is to check all dimensions and conditions on site before commencing. Do not scale from this drawing.
This drawing remains the copyright of POZZONI LLP.

SCALE BARS - TO BE USED ONLY AS GUIDANCE

1:5	mm	50	150	250	350
1:10	mm	100	150	300	700
1:20	mm	500	800	1100	
1:50	mm	500	1300	2500	3500

Window Schedule

Type Mark	Description	Width	Height
W7	3 pane window with single top hung opening light	1585	1725
W8	2/4 pane window with 1 opening lights	1585	1200
W9	2 pane window with top opening light	685	1725
W10	3 pane window with single top hung opening light	1585	1725
W11	Top hung window with opaque glazing	685	1275

PLANNING AND BUILDING CONTROL
26 JUL 2012

Notes:

Materials:
1. Facing Brickwork - Ruddington Red multi
2. Render - Weber.pral M one-coat, through-coloured monocouche render, Ivory
3. Omitted
4. Artstone (cills and band course) - Yorkstone through buff coloured concrete
5. Windows - Secured by Design compliant U-PVC: White
6. Doors - Secured by Design compliant: colour white
7. Bay - Steel framed structure, clad in Marley Operal OP15 Dark Grey boards.
8. Rainwater Goods - U-PVC: Black
9. Fascias - U-PVC: Black
10. Roof tile - Grey concrete interlocking tile
11. Canopies - Acrylic arched canopy Lightline 1900mm wide or similar approved

Window Notes:
Windows to incorporate toughened safety glass below 800mm from finished floor level. All glazing to be in accordance with approved doc N and BS6206.

All ground floor opening windows to be fitted with an opening restrictor; arms to comply with part K4 of the current building regulations.

Glass hatched grey is to be opaque glazed.

All windows to be fitted with intergrated trickle vents to comply with approved doc F. All handles to opening windows to be no more than 1200mm high from the finished floor level (Lifetime Homes criteira 15)

Door Notes:
All external doors to achieve Secure by Design compliance

Doors to incorporate toughened safety glass below 1500mm from the finished floor level. All glazing to be in accordance with approved doc N and BS6206.

Rev	Description	By	Date
F	Confirmation on colour where Cedral board omitted - colour as main elevation	NC	20-07-12
E	Windows and doors updated to comply with Building Control requirements. Further notes and dimensions added.	NC	22/06/12
D	Window and door schedule updated	NC	31/05/12
C	Construction issue	NC	28/05/12
B	Plots renumbered.	J.C.D.	17/04/12
A	Notes added and DPC levels indicated	KA	28/11/11

Client
Willow Park Housing Trust

Job
Holly View, Hollyhedge Road, Manchester

Drawing
GA Elevation & Sections Plots 15 - 26

☐ Feasibility	Scale	As indicated	@ A1
☐ Design	Model	EMc	
☐ Tender	Sheet	EMc	
☐ Contract	Checked		
■ Construction	Issue Date	25/02/11	Rev
☐ As Built	Drg. No.	P2854 - 402	F

POZZONI
T 0161 928 7848
F 0161 926 9428
E architects@pozzoni.co.uk
2 Woodville Road
Altrincham
WA14 2FH

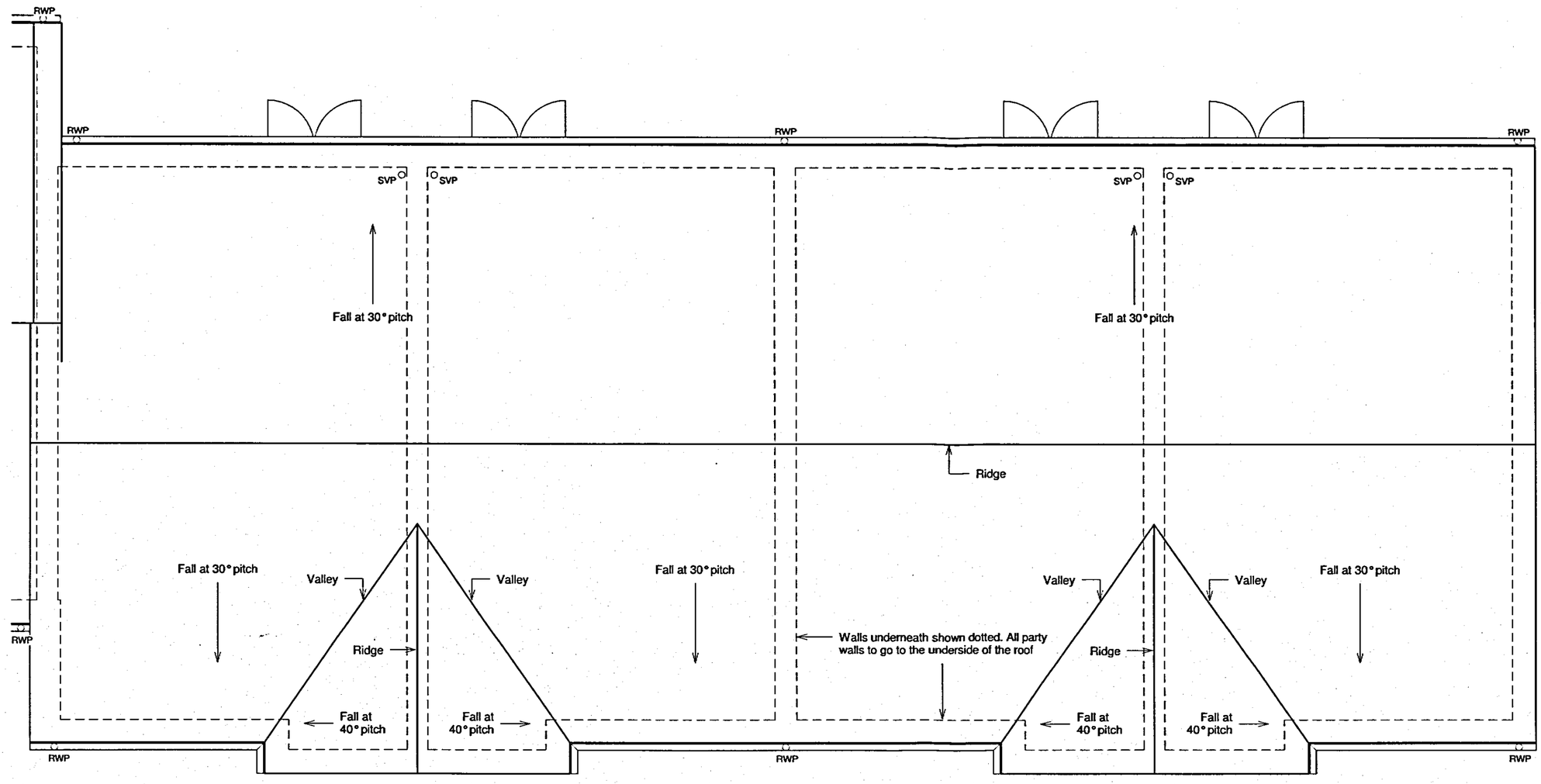

Roof Plan Plots 23 - 26

1 : 50

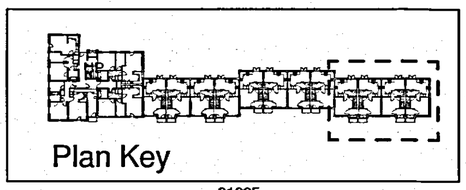

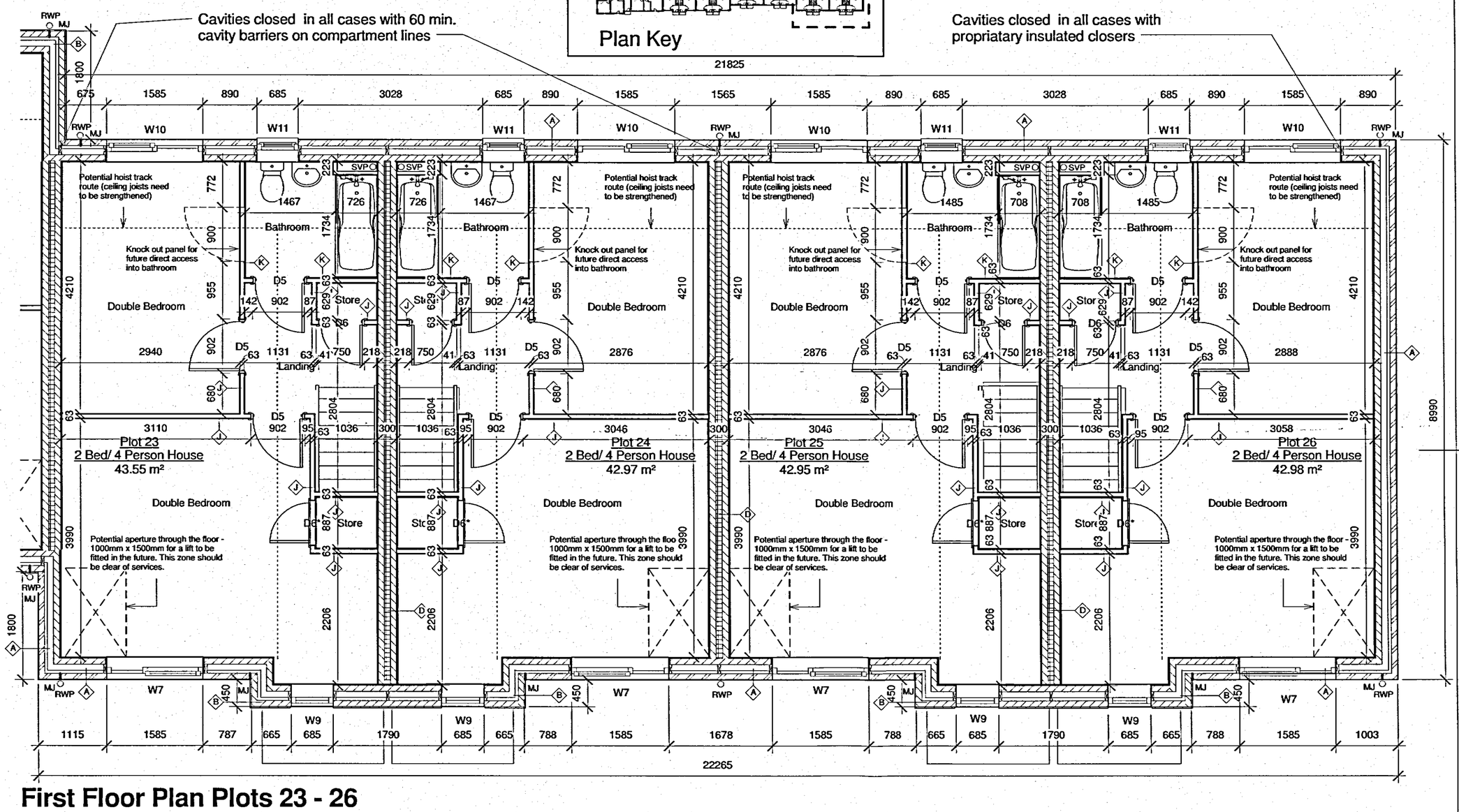

First Floor Plan Plots 23 - 26

1 : 50

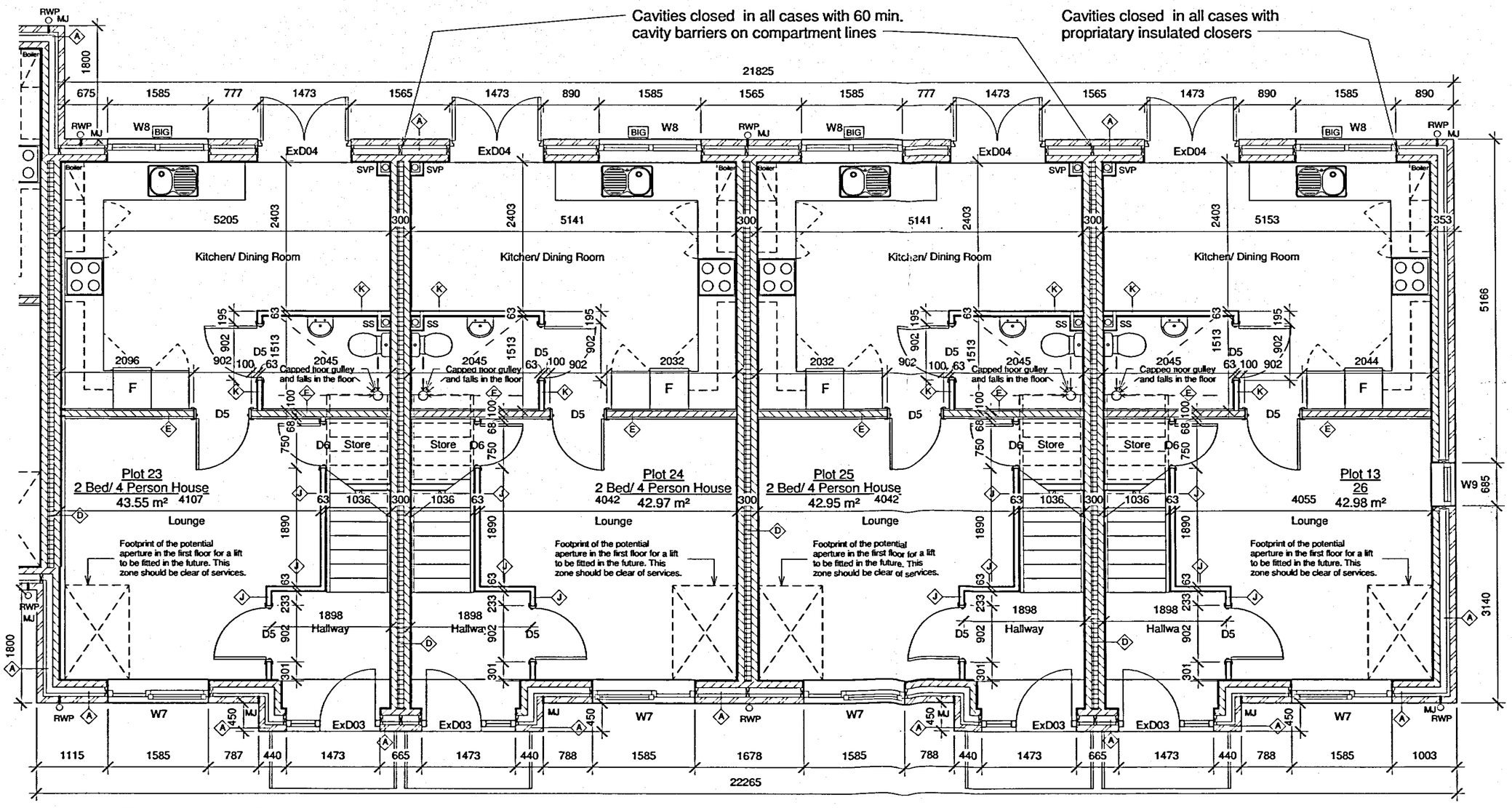

Ground Floor Plan Plots 23 -26

1 : 50

C:\Revit Local Files\P2854 Terrace of 12 Plots 15-26_Central_ncrompton.rvt
29/06/2012 13:03:20

NOTES
The Contractor is to check all dimensions and conditions on site before commencing. Do not scale from this drawing.
This drawing remains the copyright of POZZONI LLP.

SCALE BARS - TO BE USED ONLY AS GUIDANCE

1:5 mm 50 150 250 350
1:10 mm 100 300 500 700
1:20 mm 500 800 1200
1:50 mm 500 1500 2500 3500

Area Schedule (GIFA)_Block 3

Plot Number	Description	Area
13	26	43 m²
23	2 Bed/ 4 Person House	87 m²
24	2 Bed/ 4 Person House	86 m²
25	2 Bed/ 4 Person House	86 m²
26	2 Bed/ 4 Person House	43 m²

Window Schedule

Type Mark	Description	Width	Height
W7	3 pane window with single top hung opening light	1585	1725
W8	2/4 pane window with 1 opening lights	1585	1200
W9	2 pane window with top opening light	685	1725
W10	3 pane window with single top hung opening light	1585	1725
W11	Top hung window with opaque glazing	685	1275

Door Schedule

Type Mark	Description	Width	Height
D1	Flat entrance door, solid core venerred door	952	2100
D2	Single leaf solid core 6 panel door painted	926	2100
D3	Single leaf solid core 6 panel door painted	754	2100
D5	Single solid core six panel door, painted	902	2100
D6			
D6*	Single solid core door, painted	750	1400
ExD01	Glazed door with side light	1923	2325
ExD03	Single leaf door with vision panel and glazed side panel	1473	2100
ExD04	Single leaf door with full glass pane	1473	2250
ExD05	Entrance door and screen (4 storeys high) with electronic controls	2275	

General Notes
For clarity the cladding within the lift is not shown on the floor plans. Refer to the wall type key for details of the wall build ups.

All dimensions are to the structure not the finishes.

This drawing is to be read in conjunction with the Employers Requirements and the Code for Sustainable Homes Assessment.

Abreviaions:
SVP Soil & Vent Pipe
RWP Rain Water Pipe
BIG Back Inlet Gulley

Materials:
Facing Brickwork - Ruddington Red multi

Render - Through-coloured

Boarding - Marley Cedral or similar approved. Colour to be confirmed. Areas of boarding to be framed with boarding on edge.

Artstone (cills and band course) - Yorkstone through buff coloured concrete

Windows - U-PVC: White

Bay - Steel framed structure, clad in Marley Operal boards. Colour to be confirmed.

Rainwater Goods - U-PVC: Black

Canopies - Acrylic arched canopy Lightline 1900mm wide or similar approved

Wall Type Key

1 : 20

Wall Type A : External masonary with brick outer leaf
- 102.5mm brick
- 70mm Cavity
- 80mm Celotex insulation
- 100mm concrete block
- 12.5mm plasterboard on dabs with 3mm skim

Wall Type B : External masonary with rendered finish (masonary outer leaf)
- 20mm Through colour render
- 100mm Concrete block
- 72.5mm Cavity
- 80mm Celotex insulation
- 100mm concrete block
- 12.5mm plasterboard on dabs with 3mm skim

Wall Type C : External masonary with rendered finish (masonary outer leaf)
- 10mm Cedral weatherboarding
- 25mm Galvanized steel top-hat section
- 100mm Concrete block
- 72.5mm Cavity
- 80mm Celotex insulation
- 100mm concrete block
- 12.5mm plasterboard on dabs with 3mm skim

Wall Type D : Internal masonary sound resistant party wall (E-WM-20)
- 12.5mm plasterboard on 10mm dabs with 3mm skim
- 100mm concrete block
- Full fill 100mm Insulation
- 100mm concrete block
- 12.5mm plasterboard on dabs with 3mm skim

Wall Type E : Internal masonary walls
- 12.5mm plasterboard on 10mm dabs with 3mm skim
- 100mm concrete block
- 12.5mm plasterboard on dabs with 3mm skim

Wall Type J : Internal stud walls
- 12.5mm plasterboard with 3mm skim
- 38x63mm timber frame filled with insulation
- 12.5mm plasterboard with 3mm skim

Wall Type K : Internal stud walls with reinforcement (bathroom & kitchen walls - Lifetime Homes requirement)
- 12.5mm plasterboard with 3mm skim
- 38x63mm timber frame filled with insulation
- 9mm OSB sheathing
- 12.5mm plasterboard with 3mm skim

PLANNING AND BUILDING CONTROL 26 JUL 2012

Rev	Description	By	Date
F	Cedral boarding removed and replaced with accent render. Window dimension line to plot 26	NC	29-06-12
E	Windows and doors updated to comply with Building Control requirements. Further notes and dimensions added.	NC	22/06/12
D	External windows & doors revised	NC	28/05/12
C	Construction Issue	NC	15/05/12
B	GA's upgraded to preliminary construction issue, plots renumbered, party wall construction revised to E-WM-20, movement joints added.	J.C.D.	12/04/12

Client
Willow Park Housing Trust

Job
Holly View, Hollyhedge Road, Manchester

Drawing
GA Plans Plots 23 - 26

☐ Feasibility	Scale	As indicated	@ A1
☐ Design	Model	EMc	
☐ Tender	Sheet	EMc	
☐ Contract	Checked		
■ Construction	Issue Date	24/02/11	Rev
☐ As Built	Drg. No.	P2854 - 207	F

POZZONI

T 0161 928 7848
F 0161 926 9428
E architects@pozzoni.co.uk
2 Woodville Road
Altrincham
WA14 2FH

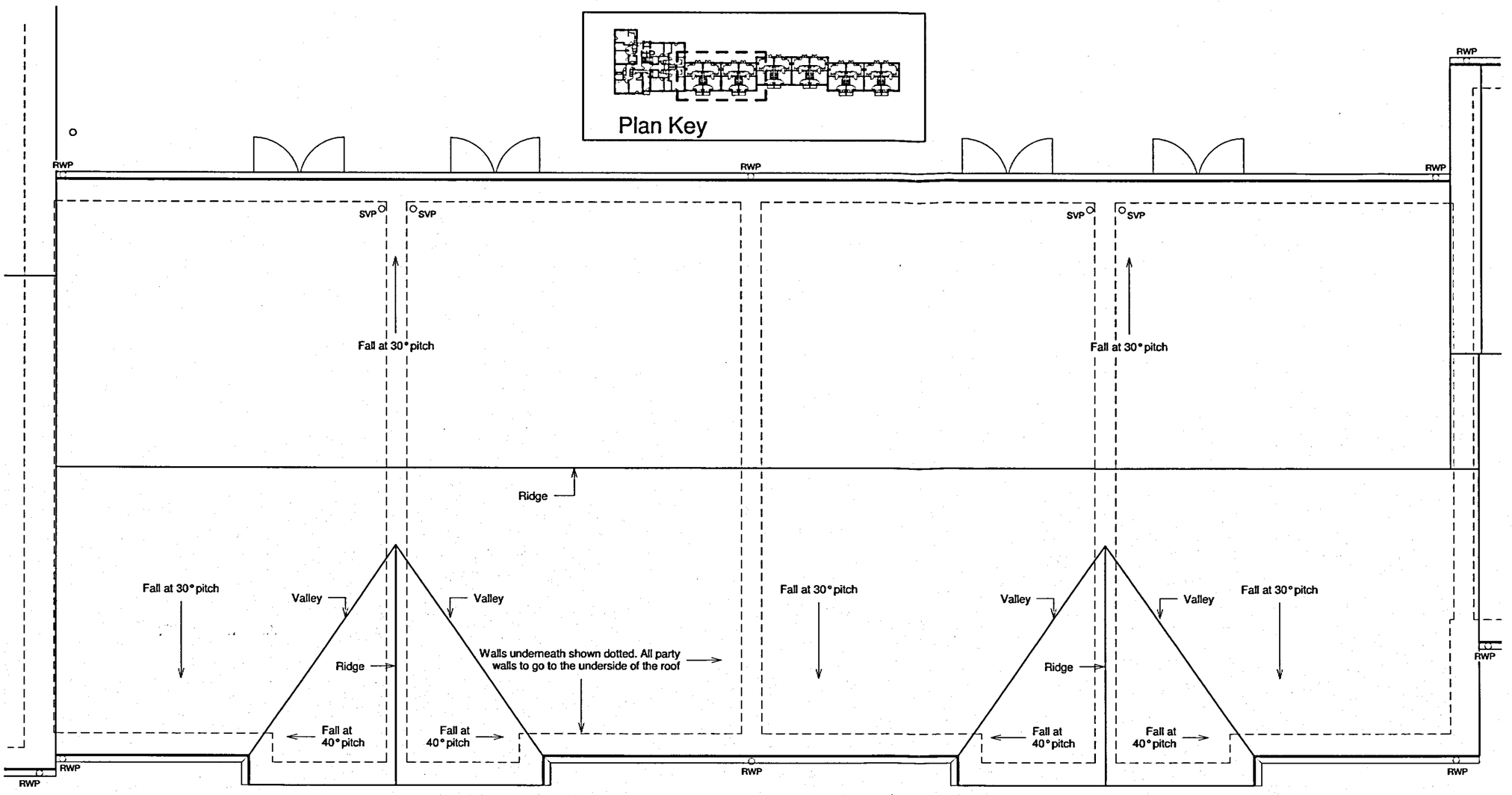

Roof Plan Plots 15 - 18

1 : 50

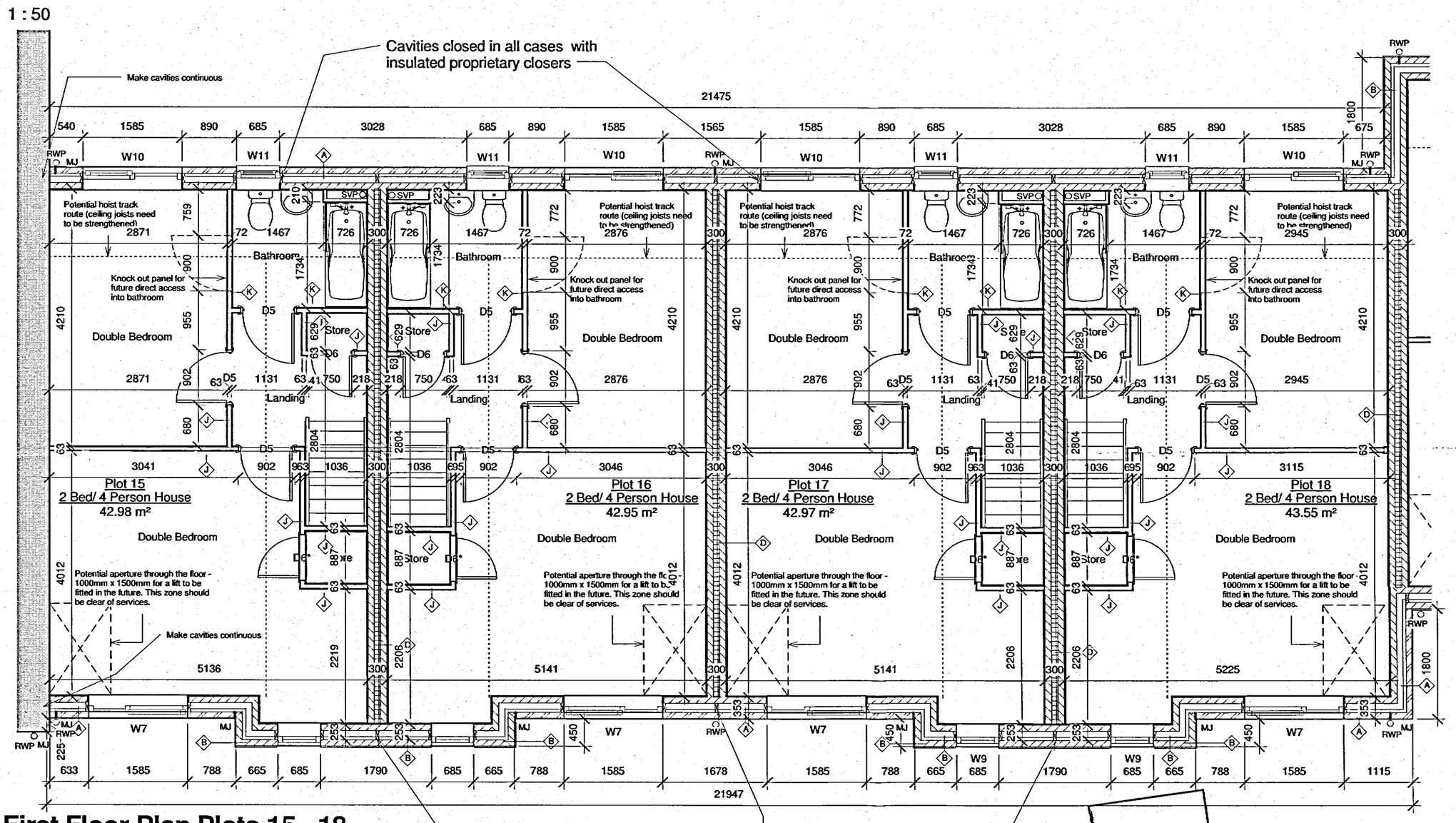

First Floor Plan Plots 15 - 18

1 : 50

Ground Floor Plan Plots 15 - 18

1 : 50

C:\Revit Local Files\P2854 Terrace of 12 Plots 15-26_Central_mcrompton.rvt
29/06/2012 13:02:01

NOTES
The Contractor is to check all dimensions and conditions on site before commencing. Do not scale from this drawing.
This drawing remains the copyright of POZZONI LLP.

SCALE BARS - TO BE USED ONLY AS GUIDANCE

1:5	mm	50	150	250	350
1:10	mm	100	300	500	700
1:20	mm	500	1000	1200	
1:50	mm	500	1500	2500	3500

Area Schedule (GIFA)_Block 1

Plot Number	Description	Area
15	2 Bed/ 4 Person House	86 m²
16	2 Bed/ 4 Person House	86 m²
17	2 Bed/ 4 Person House	86 m²
18	2 Bed/ 4 Person House	87 m²

Window Schedule

Type Mark	Description	Width	Height
W7	3 pane window with single top hung opening light	1585	1725
W8	2/4 pane window with 1 opening lights	1585	1200
W9	2 pane window with top opening light	685	1725
W10	3 pane window with single top hung opening light	1585	1725
W11	Top hung window with opaque glazing	685	1275

Door Schedule

Type Mark	Description	Width	Height
D1	Flat entrance door, solid core venerred door	952	2100
D2	Single leaf solid core 6 panel door painted	926	2100
D3	Single leaf solid core 6 panel door painted	754	2100
D5	Single solid core six panel door, painted	902	2100
D6			
D6*	Single solid core door, painted	750	1400
ExD01	Glazed door with side light	1923	2325
ExD02	Single leaf door with vision panel and glazed side panel	1473	2100
ExD04	Single leaf door with full glass pane	1473	2250
ExD03	Entrance doors and screen with clear sidelights	3115	2275
ExD05	Entrance door and screen (4 storeys high) with electronic controls		

Notes

General Notes:
For clarity, insulation within the walls is not shown on the floor plans. Refer to the wall type key for details of the wall build ups.

All dimensions are to the structure not the finishes.

This drawing is to be read in conjunction with the Employers Requirements and the Code for Sustainable Homes Assessment.

Abreviaions:
SVP Soil & Vent Pipe
RWP Rain Water Pipe
BIG Back Inlet Gulley

Materials:
Facing Brickwork - Ruddington Red multi

Render - Through-coloured

Boarding - Marley Cedral or similar approved. Colour to be confirmed. Areas of boarding to be framed with boarding on edge.

Artstone (cills and band course) - Yorkstone through buff coloured concrete

Windows - U-PVC: White

Bay - Steel framed structure, clad in Marley Operal boards. Colour to be confirmed.

Rainwater Goods - U-PVC: Black

Canopies - Acrylic arched canopy Lightline 1900mm wide or similar approved

Wall Type Key

1 : 20

Wall Type A : External masonary with brick outer leaf

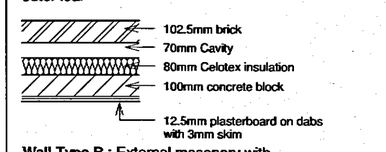

Wall Type B : External masonary with rendered finish (masonary outer leaf)

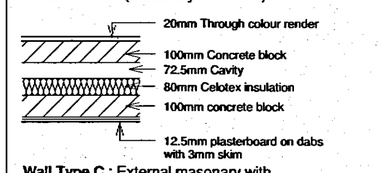

Wall Type C : External masonary with rendered finish (masonary outer leaf)

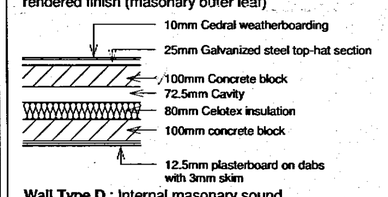

Wall Type D : Internal masonary sound resistant party wall (E-WM-20)

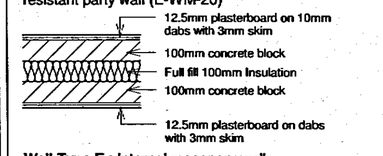

Wall Type E : Internal masonary walls

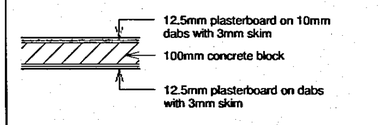

Wall Type J : Internal stud walls



Wall Type K : Internal stud walls with reinforcement (bathroom & kitchen walls - Lifetime Homes requirement)

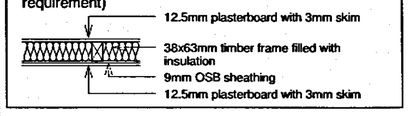

PLANNING AND BUILDING CONTROL 26 JUL 2012

Rev	Description	By	Date
F	Dimensions added and Key Plan updated	NC	29/06/12
E	Windows and doors updated to comply with Building Control requirements. Further notes and dimensions added.	NC	22/06/12
D	External windows & doors revised	NC	28/05/12
C	Construction Issue	NC	15/05/12
B	GA's upgraded to preliminary construction issue, plots renumbered, party wall construction revised to E-WM-20, movement joints added.	J.C.D.	12/04/12

Client
Willow Park Housing Trust

Job
Holly View, Hollyhedge Road, Manchester

Drawing
GA Plans Plots 15 - 18

☐ Feasibility	Scale	As indicated	@ A1
☐ Design	Model	EMc	
☐ Tender	Sheet	EMc	
☐ Contract	Checked		
☒ Construction	Issue Date	24/02/11	Rev
☐ As Built	Drg. No.	P2854 - 205	F

POZZONI

T 0161 928 7848
F 0161 926 9428
E architects@pozzoni.co.uk
2 Woodville Road
Altrincham
WA14 2FH

Wall Types Key

1 : 20

Wall Type A : External masonary with brick outer leaf

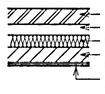

Wall Type B : External masonary with rendered finish (masonary outer leaf)

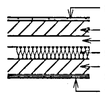

Wall Type C : External masonary with timber cladding finish (masonary outer leaf)

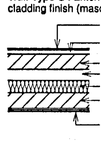

Wall Type D1 : Internal masonary sound resistant party wall (E-WM-3)

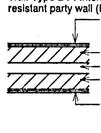

Wall Type E : Internal masonary walls

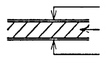

Wall Type F : Internal masonary wall between a flat and the lift

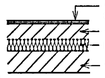

Wall Type G : Internal masonary wall to lift

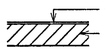

Wall Type H : Internal masonary walls to stair

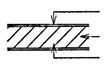

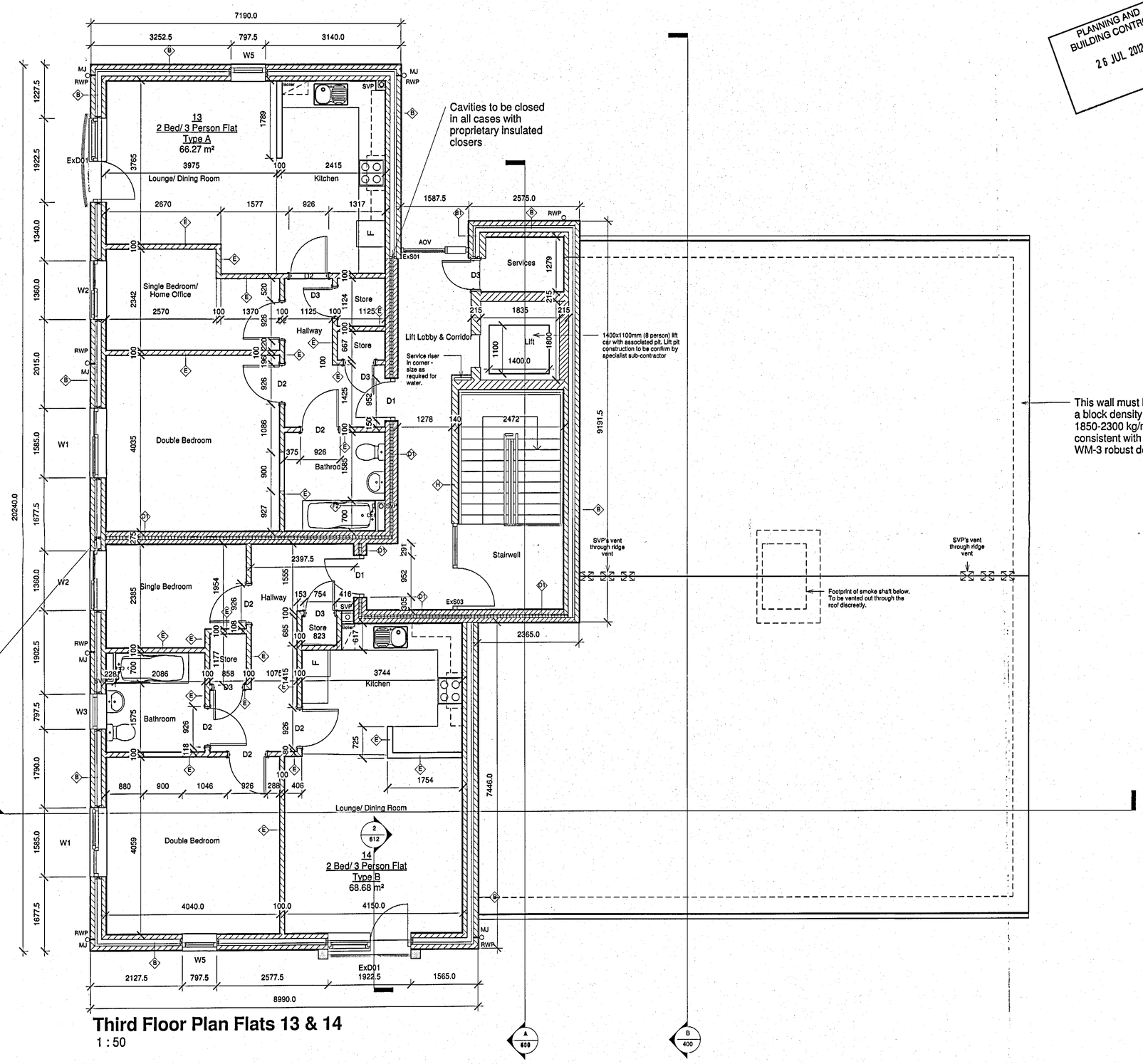

Third Floor Plan Flats 13 & 14

1 : 50

PLANNING AND BUILDING CONTROL
26 JUL 2012

NOTES
The Contractor is to check all dimensions and conditions on site before commencing. Do not scale from this drawing.
This drawing remains the copyright of POZZONI LLP.

SCALE BARS - TO BE USED ONLY AS GUIDANCE

1:5	mm	50	100	250	300
1:10	mm	100	300	500	700
1:20	mm	500	1000	1500	
1:50	mm	500	1500	2500	3500

Area Schedule	
Floor	**Area (GIFA)**
Ground Floor	342.0 m²
First Floor	342.0 m²
Second Floor	342.0 m²
Third Floor	173.1 m²
Grand total	1199.1 m²

Accommodation Schedule

Number	Description	Type	Area
Ground Floor			
1	2 Bed/ 3 Person Flat	Type A	66.3 m²
2	2 Bed/ 3 Person Flat	Type B	68.7 m²
3	2 Bed/ 3 Person Flat	Type C	68.0 m²
4	2 Bed/ 3 Person Flat	Type C	68.0 m²
First Floor			
5	2 Bed/ 3 Person Flat	Type A	66.3 m²
6	2 Bed/ 3 Person Flat	Type D	62.7 m²
7	2 Bed/ 3 Person Flat	Type C	68.0 m²
8	2 Bed/ 3 Person Flat	Type C	68.0 m²
Second Floor			
9	2 Bed/ 3 Person Flat	Type A	66.3 m²
10	2 Bed/ 3 Person Flat	Type D	62.7 m²
11	2 Bed/ 3 Person Flat	Type C	68.0 m²
12	2 Bed/ 3 Person Flat	Type C	67.5 m²
Third Floor			
13	2 Bed/ 3 Person Flat	Type A	66.3 m²
14	2 Bed/ 3 Person Flat	Type B	68.7 m²

Notes:

General Notes:
For clarity the insulation within the wall is not shown on the floor plans. Refer to the wall type key for details of the wall build ups.

All dimensions are to the structure not the finishes.

This drawing is to be read in conjunction with the Employers Requirements and the Code for Sustainable Homes Assessment.

Abbreviations:
SVP Soil & Vent Pipe
RWP Rain Water Pipe
AOV Automatic Opening Vent

Materials:
Facing Brickwork - Ruddington Red multi

Render - Weber.pral M one-coat, through-coloured monocouche render, Ivory

Boarding - Marley Cedral C10 (Blue/Grey) or similar approved. Areas of boarding to be framed with boarding on edge.

Artstone (cills and band course) - Yorkstone through buff coloured concrete

Windows - U-PVC: White

Bay - Steel framed structure, clad in Marley Operal boards. Colour to be confirmed.

Rainwater Goods - U-PVC: Black

Canopies - Acrylic arched canopy Lightline 1900mm wide or similar approved

Rev	Description	By	Date
F	Service Room door revised at ground floor. 50mm tolerance allowed for electrical riser next to stair landing	NC	29/06/12
E	Cavities closers added	NC	22/06/12
D	Wall Type D re- labelled as D1 to units 1-14 only. Block density note added for robust details	NC	28/05/12
C	Construction issue	NC	15/05/12
B	GA's upgraded up to preliminary construction issue, walls adjusted and movement joints indicated in accordance with Engineer's details.	J.C.D.	12/04/12

Client
Willow Park Housing Trust

Job
Holly View, Hollyhedge, Rd Manchester

Drawing
Third Floor Plan Flats 13 & 14

☐ Feasibility	Scale	As Indicated	@ A1
☐ Design	Model	EMc	
☐ Tender	Sheet	EMc	
☐ Contract	Checked		
■ Construction	Issue Date	25/02/11	Rev
☐ As Built	Drg. No.	P2854 - 203	F

POZZONI
T 0161 928 7848
F 0161 926 9428
E architects@pozzoni.co.uk
2 Woodville Road
Altrincham
WA14 2FH

C:\Revit Local Files\P2854 - Flat block Plots 1-14_Central_norompion.rvt
09/08/2012 13:00:38

Wall Types Key

1 : 20

Wall Type A : External masonary with brick outer leaf

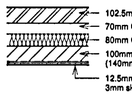

Wall Type B : External masonary with rendered finish (masonary outer leaf)

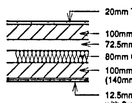

Wall Type C : External masonary with timber cladding finish (masonary outer leaf)

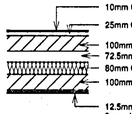

Wall Type D1 : Internal masonary sound resistant party wall (E-WM-3)

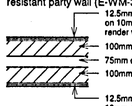

Wall Type E : Internal masonary walls

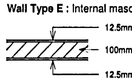

Wall Type F : Internal masonary wall between a flat and the lift

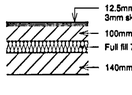

Wall Type G : Internal masonary wall to lift

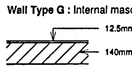

Wall Type H : Internal masonary walls to stair

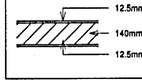

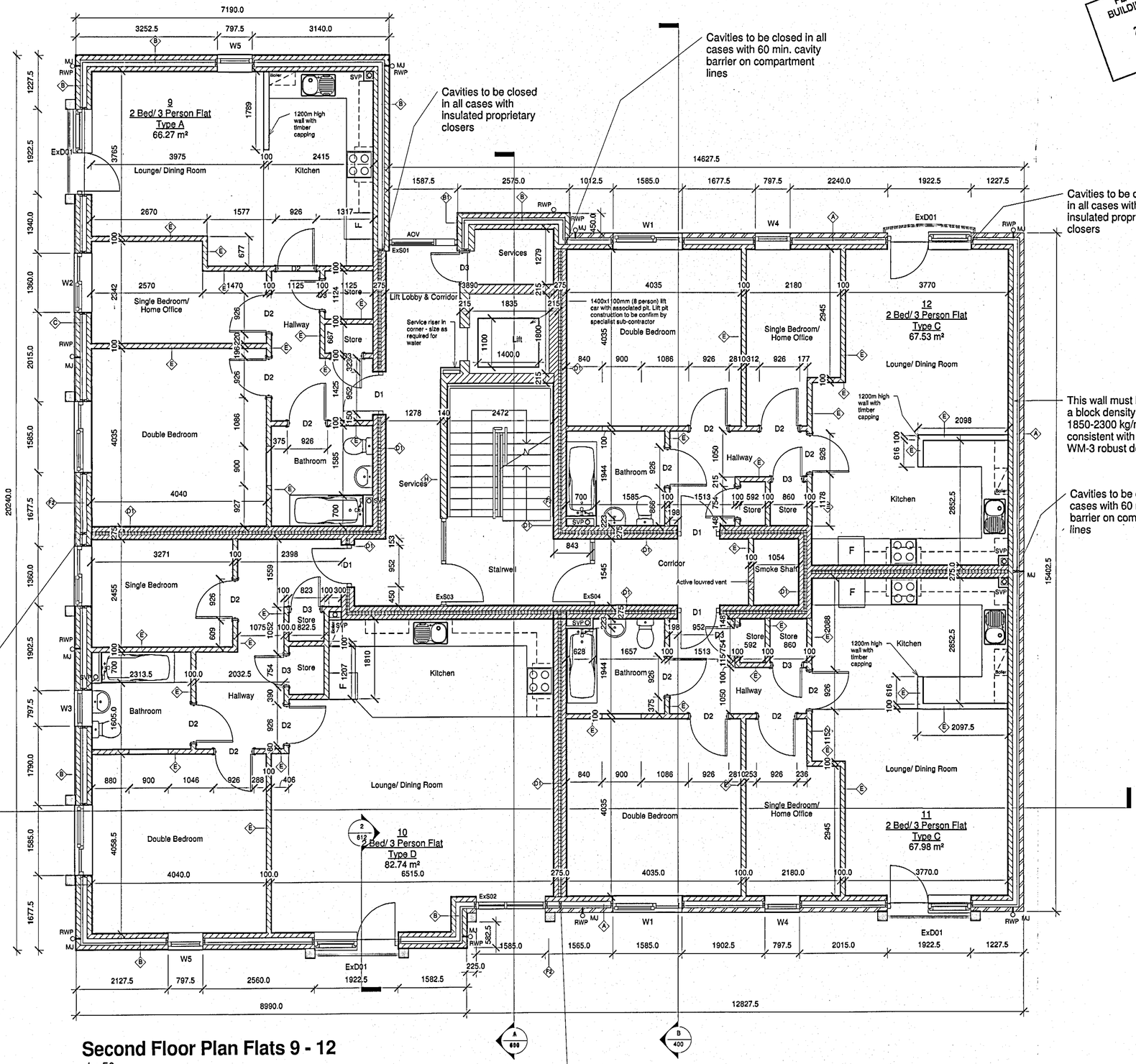

Second Floor Plan Flats 9 - 12

1 : 50

PLANNING AND BUILDING CONTROL
26 JUL 2012

NOTES
The Contractor is to check all dimensions and conditions on site before commencing. Do not scale from this drawing.
This drawing remains the copyright of POZZONI LLP.

SCALE BARS - TO BE USED ONLY AS GUIDANCE

1:5	mm	50	100	150	200
1:10	mm	100	200	300	400
1:20	mm	500	600	1000	1200
1:50	mm	500	1000	1500	2000

Area Schedule	
Floor	**Area (GIFA)**
Ground Floor	342.0 m²
First Floor	342.0 m²
Second Floor	342.0 m²
Third Floor	173.1 m²
Grand total	**1199.1 m²**

Accommodation Schedule

Number	Description	Type	Area
Ground Floor			
1	2 Bed/ 3 Person Flat	Type A	66.3 m²
2	2 Bed/ 3 Person Flat	Type B	68.7 m²
3	2 Bed/ 3 Person Flat	Type C	68.0 m²
4	2 Bed/ 3 Person Flat	Type C	68.0 m²
First Floor			
5	2 Bed/ 3 Person Flat	Type A	66.3 m²
6	2 Bed/ 3 Person Flat	Type D	82.7 m²
7	2 Bed/ 3 Person Flat	Type C	68.0 m²
8	2 Bed/ 3 Person Flat	Type C	68.0 m²
Second Floor			
9	2 Bed/ 3 Person Flat	Type A	66.3 m²
10	2 Bed/ 3 Person Flat	Type D	82.7 m²
11	2 Bed/ 3 Person Flat	Type C	68.0 m²
12	2 Bed/ 3 Person Flat	Type C	67.5 m²
Third Floor			
13	2 Bed/ 3 Person Flat	Type A	66.3 m²
14	2 Bed/ 3 Person Flat	Type B	68.7 m²

Notes:

General Notes:
For clarity the Insulation within the wall is not shown on the floor plans. Refer to the wall type key for details of the wall build ups.

All dimensions are to the structure not the finishes.

This drawing is to be read in conjunction with the Employers Requirements and the Code for Sustainable Homes Assessment.

Abbreviations:
SVP Soil & Vent Pipe
RWP Rain Water Pipe
AOV Automatic Opening Vent

Materials:
Facing Brickwork - Ruddington Red multi

Render - Weber.pral M one-coat, through-coloured monocouche render, Ivory

Boarding - Marley Cedral C10 (Blue/Grey) or similar approved. Areas of boarding to be framed with boarding on edge.

Artstone (cills and band course) - Yorkstone through buff coloured concrete

Windows - U-PVC: White

Bay - Steel framed structure, clad in Marley Operal boards. Colour to be confirmed.

Rainwater Goods - U-PVC: Black

Canopies - Acrylic arched canopy Lightline 1900mm wide or similar approved

Rev	Description	By	Date
F	Service Room door revised at ground floor. 50mm tolerance allowed for electrical riser next to stair landing	NC	29/06/12
E	Cavities closers added	NC	22/06/12
D	Wall Type D re- labelled as D1 to units 1-14 only. Block density note added for robust details	NC	28/05/12
C	Construction Issue	NC	15/05/12
B	GA's upgraded up to preliminary construction issue, walls adjusted and movement joints indicated in accordance with Engineer's details.	J.C.D.	12/04/12

Client
Willow Park Housing Trust

Job
Holly View, Hollyhedge, Rd Manchester

Drawing
Second Floor Plan Flats 9 to 12

☐ Feasibility	Scale	As Indicated	@ A1
☐ Design	Model	EMc	
☐ Tender	Sheet	EMc	
☐ Contract	Checked		
■ Construction	Issue Date	25/02/11	Rev
☐ As Built	Drg. No.	P2854 - 202	F

POZZONI
T 0161 928 7848
F 0161 926 9428
E architects@pozzoni.co.uk
2 Woodville Road
Altrincham
WA14 2FH

C:\Revit Local Files\P2854 - Flat block Plots 1-14_Central_norompton.rvt
29/06/2012 12:59:56

Wall Types Key

1 : 20

Wall Type A : External masonary with brick outer leaf

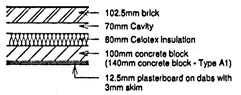

Wall Type B : External masonary with rendered finish (masonary outer leaf)

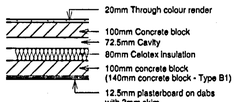

Wall Type C : External masonary with timber cladding finish (masonary outer leaf)

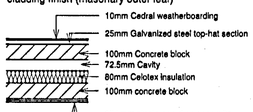

Wall Type D1 : Internal masonary sound resistant party wall (E-WM-3)

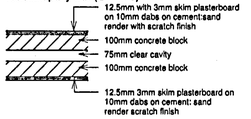

Wall Type E : Internal masonary walls

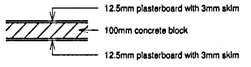

Wall Type F : Internal masonary wall between a flat and the lift

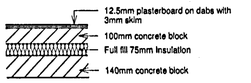

Wall Type G : Internal masonary wall to lift



Wall Type H : Internal masonary walls to stair

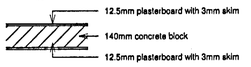

Cavities to be closed in all cases with 60 min. cavity barriers on compartmentation lines

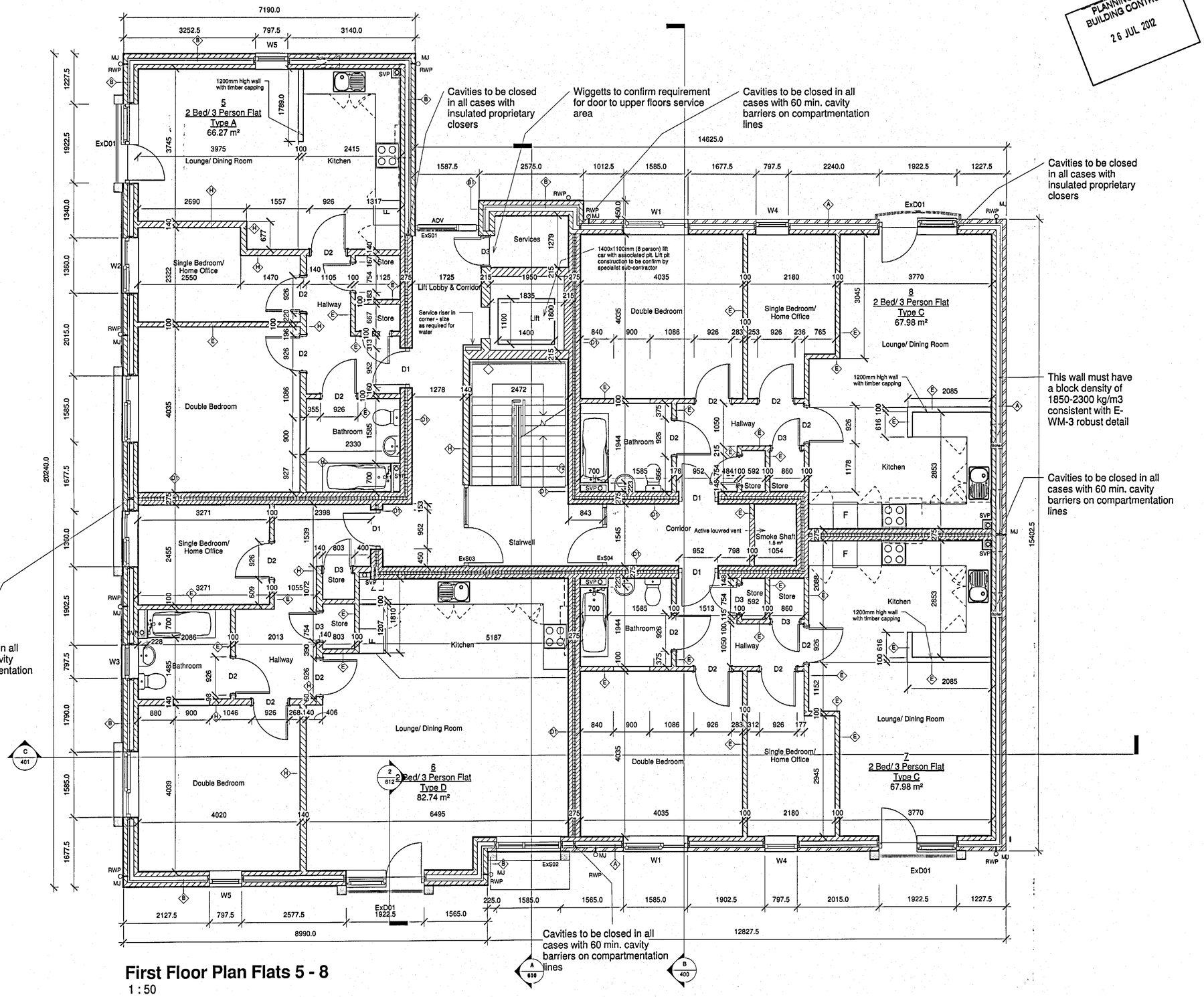

First Floor Plan Flats 5 - 8

1 : 50

PLANNING AND BUILDING CONTROL
26 JUL 2012

NOTES
The Contractor is to check all dimensions and conditions on site before commencing. Do not scale from this drawing.
This drawing remains the copyright of POZZONI LLP.

SCALE BARS - TO BE USED ONLY AS GUIDANCE

1:5	mm	50	100	150	200	250
1:10	mm	100	200	300	400	500
1:20	mm	500	600	800	1000	1200
1:50	mm	500	1000	1500	2000	2500

Area Schedule

Floor	Area (GIFA)
Ground Floor	342.0 m²
First Floor	342.0 m²
Second Floor	342.0 m²
Third Floor	173.1 m²
Grand total	1199.1 m²

Accommodation Schedule

Number	Description	Type	Area
Ground Floor			
1	2 Bed/ 3 Person Flat	Type A	66.3 m²
2	2 Bed/ 3 Person Flat	Type B	68.7 m²
3	2 Bed/ 3 Person Flat	Type C	68.0 m²
4	2 Bed/ 3 Person Flat	Type C	68.0 m²
First Floor			
5	2 Bed/ 3 Person Flat	Type A	66.3 m²
6	2 Bed/ 3 Person Flat	Type D	82.7 m²
7	2 Bed/ 3 Person Flat	Type C	68.0 m²
8	2 Bed/ 3 Person Flat	Type C	68.0 m²
Second Floor			
9	2 Bed/ 3 Person Flat	Type A	66.3 m²
10	2 Bed/ 3 Person Flat	Type D	82.7 m²
11	2 Bed/ 3 Person Flat	Type C	68.0 m²
12	2 Bed/ 3 Person Flat	Type C	67.5 m²
Third Floor			
13	2 Bed/ 3 Person Flat	Type A	66.3 m²
14	2 Bed/ 3 Person Flat	Type B	68.7 m²

Notes:-

General Notes:
For clarity the insulation within the wall is not shown on the floor plans. Refer to the wall type key for details of the wall build ups.

All dimensions are to the structure not the finishes.

This drawing is to be read in conjunction with the Employers Requirements and the Code for Sustainable Homes Assessment.

Abbreviaions:
SVP Soil & Vent Pipe
RWP Rain Water Pipe
AOV Automatic Opening Vent

Materials:
Facing Brickwork - Ruddington Red multi

Render - Weber.pral M one-coat, through-coloured monocouche render, Ivory

Boarding - Marley Cedral C10 (Blue/Grey) or similar approved. Areas of boarding to be framed with boarding on edge.

Artstone (cills and band course) - Yorkstone through buff coloured concrete

Windows - U-PVC: White

Bay - Steel framed structure, clad in Marley Operal boards. Colour to be confirmed.

Rainwater Goods - U-PVC: Black

Canopies - Acrylic arched canopy Lightline 1900mm wide or similar approved

Rev	Description	By	Date
F	Service Room door revised at ground floor. 50mm tolerance allowed for electrical riser next to stair landing	NC	29/06/12
E	Cavities closers added	NC	22/06/12
D	Wall Type D re- labelled as D1 to units 1-14 only. Block density note added for robust details	NC	26/05/12
C	Construction Issue	NC	15/05/12
B	GA's upgraded up to preliminary construction issue, walls adjusted and movement joints indicated in accordance with Engineer's details.	J.C.D.	12/04/12

Client
Willow Park Housing Trust

Job
Holly View, Hollyhedge, Rd Manchester

Drawing
First Floor Plan Flats 5 to 8

☐ Feasibility	Scale	As indicated	@ A1
☐ Design	Model	EMc	
☐ Tender	Sheet	EMc	
☐ Contract	Checked		
■ Construction	Issue Date	25/02/11	Rev
☐ As Built	Drg. No.	P2854 - 201	F

POZZONI
T 0161 928 7848
F 0161 926 9428
E architects@pozzoni.co.uk
2 Woodville Road
Altrincham
WA14 2FH

C:\Revit Local Files\P2854 - Flat block Plots 1-14_Central_norompton.rvt
29/06/2012 12:58:58

Wall Types Key
1 : 20

Wall Type A : External masonary with brick outer leaf
- 102.5mm brick
- 70mm Cavity
- 80mm Celotex Insulation
- 100mm concrete block (140mm concrete block - Type A1)
- 12.5mm plasterboard on dabs with 3mm skim

Wall Type B : External masonary with rendered finish (masonary outer leaf)
- 20mm Through colour render
- 100mm Concrete block
- 72.5mm Cavity
- 80mm Celotex Insulation
- 100mm concrete block (140mm concrete block - Type B1)
- 12.5mm plasterboard on dabs with 3mm skim

Wall Type C : External masonary with timber cladding finish (masonary outer leaf)
- 10mm Cedral weatherboarding
- 25mm Galvanized steel top-hat section
- 100mm Concrete block
- 72.5mm Cavity
- 80mm Celotex Insulation
- 100mm concrete block
- 12.5mm plasterboard on dabs with 3mm skim

Wall Type D1 : Internal masonary sound resistant party wall (E-WM-3)
- 12.5mm with 3mm skim plasterboard on 10mm dabs on cement:sand render with scratch finish
- 100mm concrete block
- 75mm clear cavity
- 100mm concrete block
- 12.5mm 3mm skim plasterboard on 10mm dabs on cement: sand render scratch finish

Wall Type E : Internal masonary walls
- 12.5mm plasterboard with 3mm skim
- 100mm concrete block
- 12.5mm plasterboard with 3mm skim

Wall Type F : Internal masonary wall between a flat and the lift
- 12.5mm plasterboard on dabs with 3mm skim
- 100mm concrete block
- Full fill 75mm Insulation
- 140mm concrete block

Wall Type G : Internal masonary wall to lift
- 12.5mm plasterboard with 3mm skim
- 140mm concrete block

Wall Type H : Internal masonary walls to stair
- 12.5mm plasterboard with 3mm skim
- 140mm concrete block
- 12.5mm plasterboard with 3mm skim

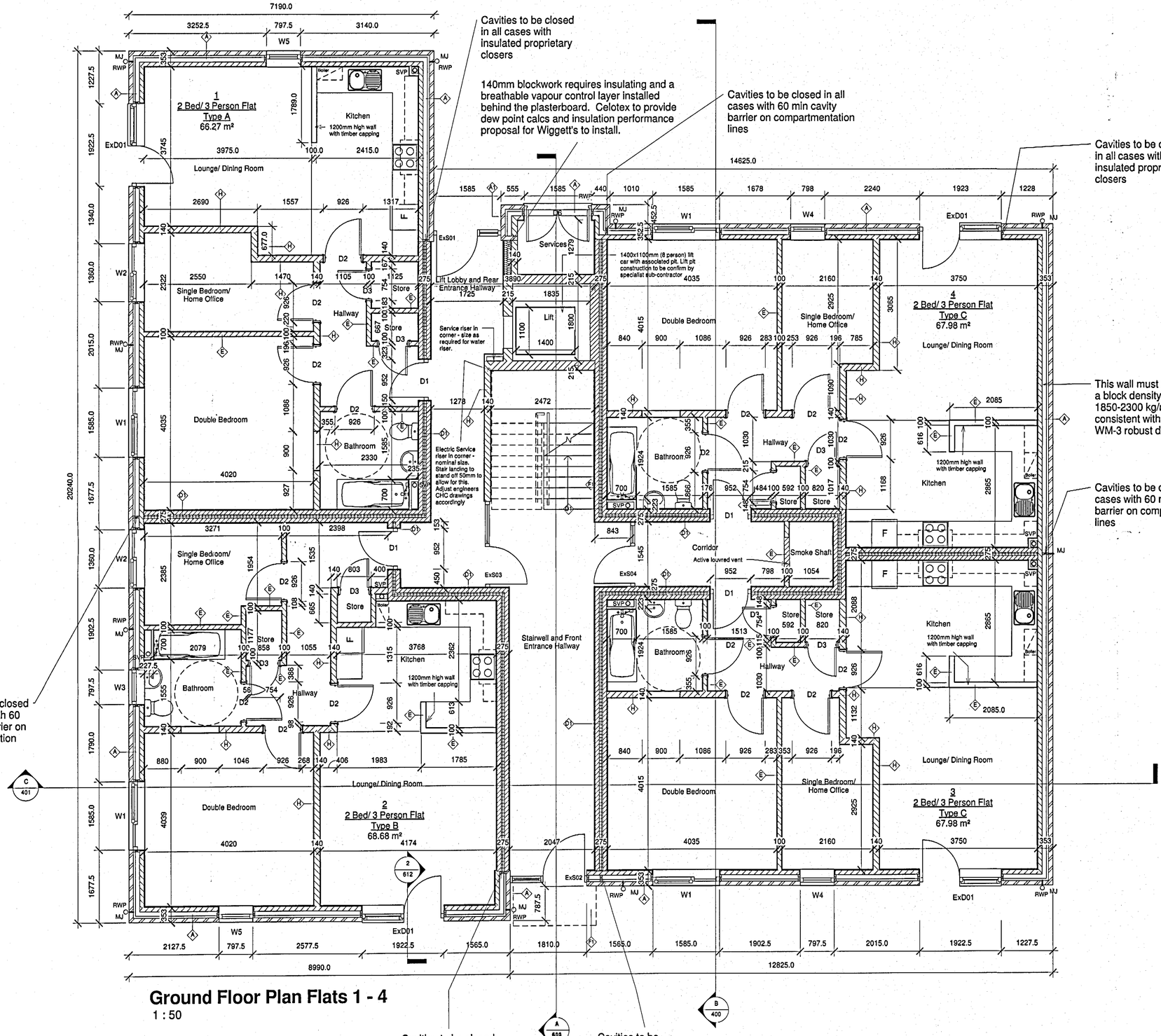

Ground Floor Plan Flats 1 - 4
1 : 50

PLANNING AND BUILDING CONTROL
26 JUL 2012

NOTES
The Contractor is to check all dimensions and conditions on site before commencing. Do not scale from this drawing.
This drawing remains the copyright of POZZONI LLP.

SCALE BARS - TO BE USED ONLY AS GUIDANCE

1:5	mm 50	150	250	350
1:10	mm 100	300	500	700
1:20	mm 500	1000	1500	
1:50	mm 500	1500	2500	3500

Area Schedule

Floor	Area (GIFA)
Ground Floor	342.0 m²
First Floor	342.0 m²
Second Floor	342.0 m²
Third Floor	173.1 m²
Grand total	1199.1 m²

Accommodation Schedule

Number	Description	Type	Area
Ground Floor			
1	2 Bed/ 3 Person Flat	Type A	66.3 m²
2	2 Bed/ 3 Person Flat	Type B	68.7 m²
3	2 Bed/ 3 Person Flat	Type C	68.0 m²
4	2 Bed/ 3 Person Flat	Type C	68.0 m²
First Floor			
5	2 Bed/ 3 Person Flat	Type A	66.3 m²
6	2 Bed/ 3 Person Flat	Type D	82.7 m²
7	2 Bed/ 3 Person Flat	Type C	68.0 m²
8	2 Bed/ 3 Person Flat	Type C	68.0 m²
Second Floor			
9	2 Bed/ 3 Person Flat	Type A	66.3 m²
10	2 Bed/ 3 Person Flat	Type D	82.7 m²
11	2 Bed/ 3 Person Flat	Type C	68.0 m²
12	2 Bed/ 3 Person Flat	Type C	67.5 m²
Third Floor			
13	2 Bed/ 3 Person Flat	Type A	66.3 m²
14	2 Bed/ 3 Person Flat	Type B	68.7 m²

Notes:

General Notes:
For clarity the insulation within the wall is not shown on the floor plans. Refer to the wall type key for details of the wall build ups.

All dimensions are to the structure not the finishes.

This drawing is to be read in conjunction with the Employers Requirements and the Code for Sustainable Homes Assessment.

Abbreviaions:
SVP Soil & Vent Pipe
RWP Rain Water Pipe
AOV—Automatic Opening Vent—

Materials:
Facing Brickwork - Ruddington Red multi

Render - Weber.pral M one-coat, through-coloured monocouche render, Ivory

Boarding - Marley Cedral C10 (Blue/Grey) or similar approved. Areas of boarding to be framed with boarding on edge.

Artstone (cills and band course) - Yorkstone through buff coloured concrete

Windows - U-PVC: White

Bay - Steel framed structure, clad in Marley Operal boards. Colour to be confirmed.

Rainwater Goods - U-PVC: Black

Canopies - Acrylic arched canopy Lightline 1900mm wide or similar approved

Rev	Description	By	Date
G	Service Room Wall width adjusted next to lift	NC	12/07/12
F	Service Room door revised at ground floor. 50mm tolerance allowed for electrical riser next to stair landing	NC	29/06/12
E	Cavities closers added	NC	22/06/12
D	Wall Type D re- labelled as D1 to units 1-14 only. Block danaity note added for robust details	NC	28/05/12
C	Construction Issue	NC	15/05/12
B	GA's upgraded up to preliminary construction issue, walls adjusted and movement joints indicated in accordance with Engineer's details.	J.C.D.	12/04/12

Client: Willow Park Housing Trust

Job: Holly View, Hollyhedge, Rd Manchester

Drawing: Ground Floor Plan Flats 1 - 4

☐ Feasibility	Scale	As Indicated	@ A1
☐ Design	Model	EMc	
☐ Tender	Sheet	EMc	
☐ Contract	Checked	NC	
■ Construction	Issue Date	25/02/11	Rev
☐ As Built	Drg. No.	P2854 - 200	G

POZZONI
T 0161 928 7848
F 0161 926 9428
E architects@pozzoni.co.uk
2 Woodville Road
Altrincham
WA14 2FH

C:\Revit Local Files\P2854 - Flat block Plots 1-14_Central_norompton.rvt
12/07/2012 18:26:24

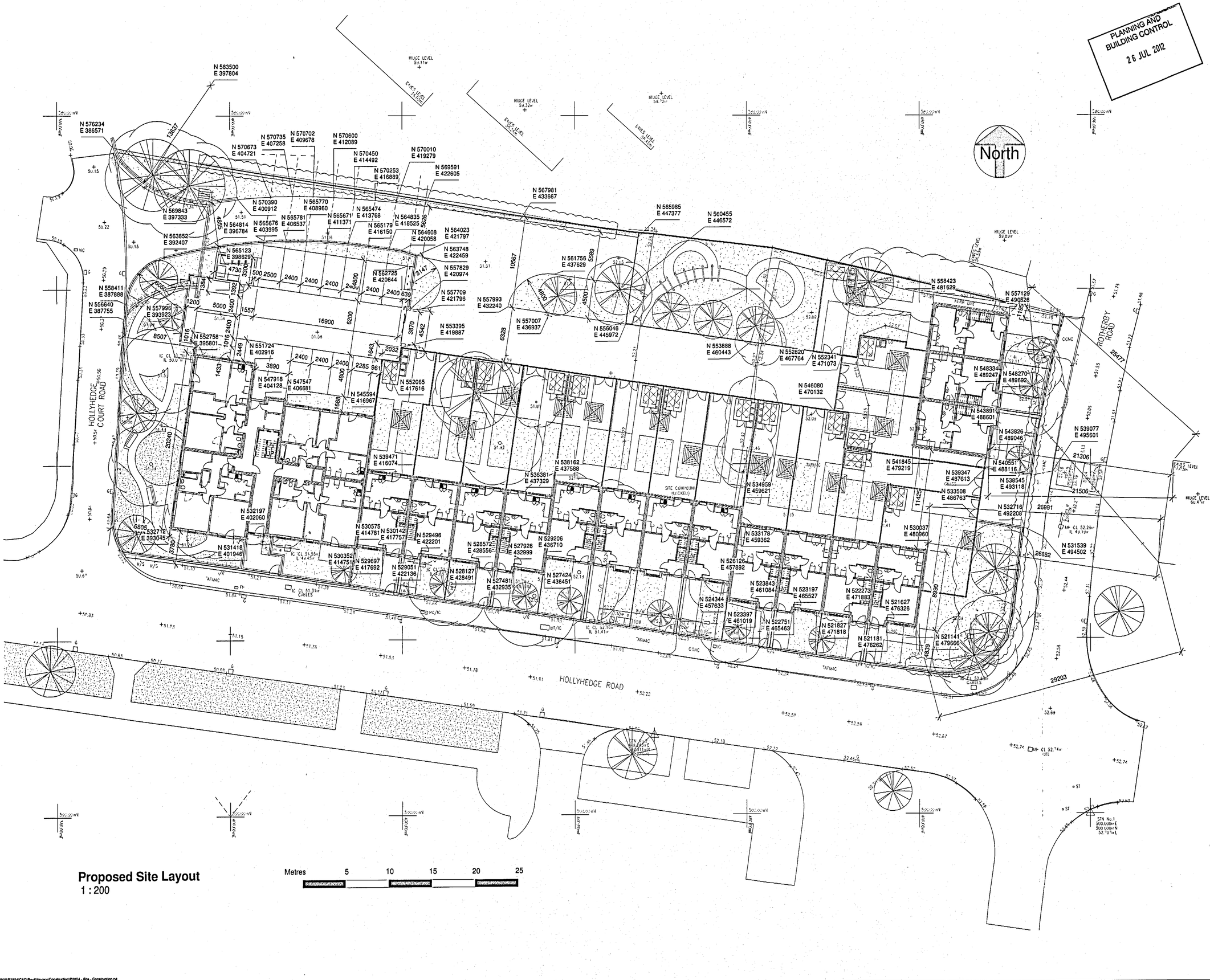

Proposed Site Layout
1 : 200

PLANNING AND BUILDING CONTROL
26 JUL 2012

NOTES
The Contractor is to check all dimensions and conditions on site before commencing. Do not scale from this drawing.
This drawing remains the copyright of POZZONI LLP.

SCALE BARS - TO BE USED ONLY AS GUIDANCE

1:100	mm	1000	2000	3000	7000	
1:200	mm	3000	8000	12000		
1:500	M	5	15	25	35	
1:1250	M	10	30	50	70	90

KEYPLAN

Rev	Description	By	Date
B	Construction issue		14/05/12
A	Preliminary construction issue, setting out coordinates added	NC	12/04/12

Client
Willow Park Housing Trust

Job
Holly View, Hollyhedge Road, Manchester

Drawing
Co ordinated site setting out plan.

☐ Feasibility	Scale	1 : 200	@ A1
☐ Design	Model	EMc	
☐ Tender	Sheet	Author	
☐ Contract	Checked	Checker	
☒ Construction	Issue Date	04/16/12	Rev
☐ As Built	Drg. No.	P2854 - 104	B

POZZONI
T 0161 928 7648
F 0161 926 9428
E architects@pozzoni.co.uk
2 Woodville Road
Altrincham
WA14 2FH

P:\ACAD\P2851-P2900\P2854\CAD\Revit\Models\Construction\P2854 - Site - Construction.rvt
11/05/2012 13:10:55

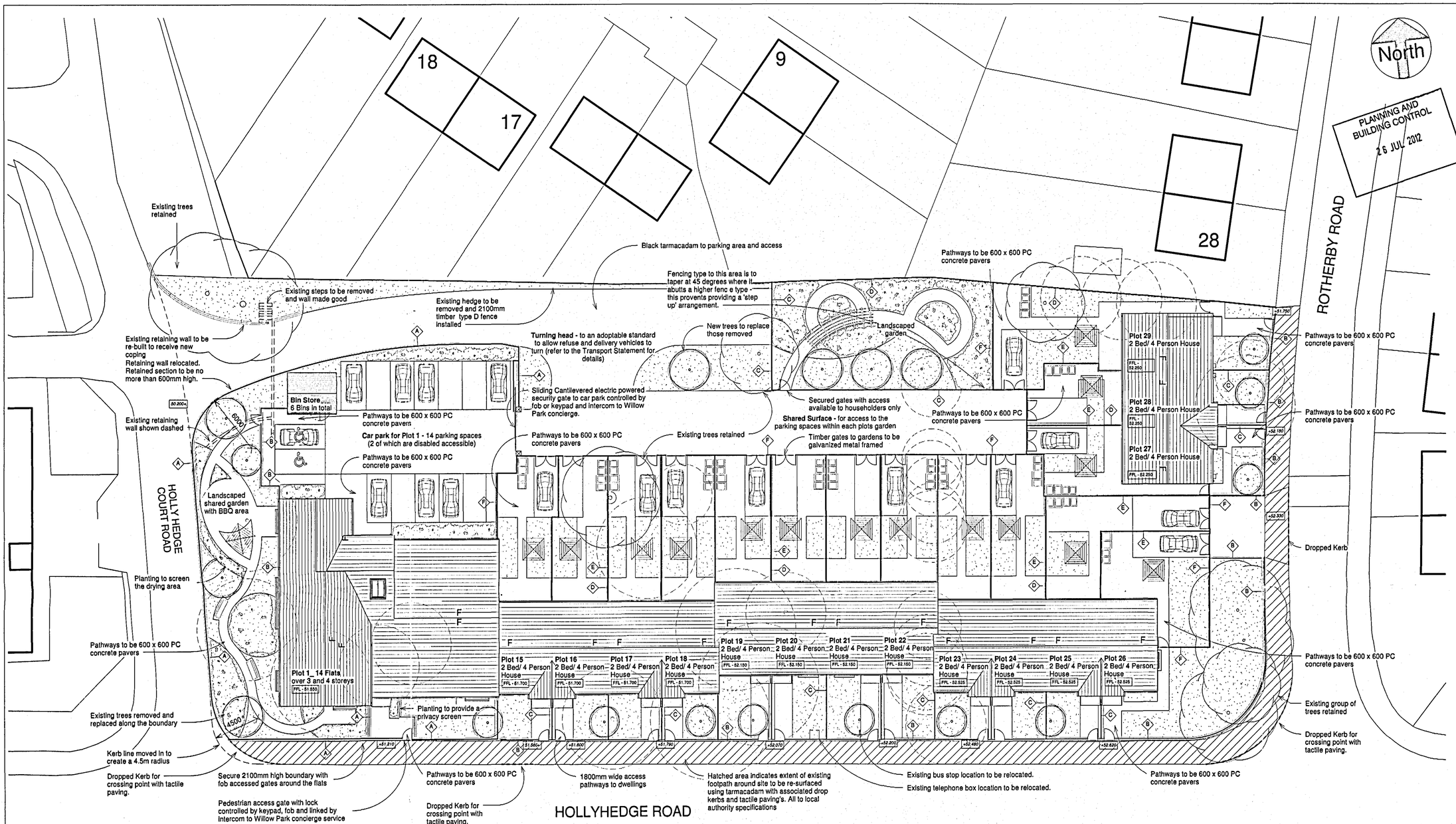

Key:

- Existing tree to be retained
- Existing tree to be removed
- Proposed tree
- Proposed hedge
- Shed - providing adequate cycle and maintainance storage
- Bins
- Rotary washing line
- Boundary Type A
- Boundary Type B
- Boundary Type C
- Boundary Type D
- Boundary Type E
- Boundary Type F
- Boundary Type G

For details of the boundarys refer to the boundary key

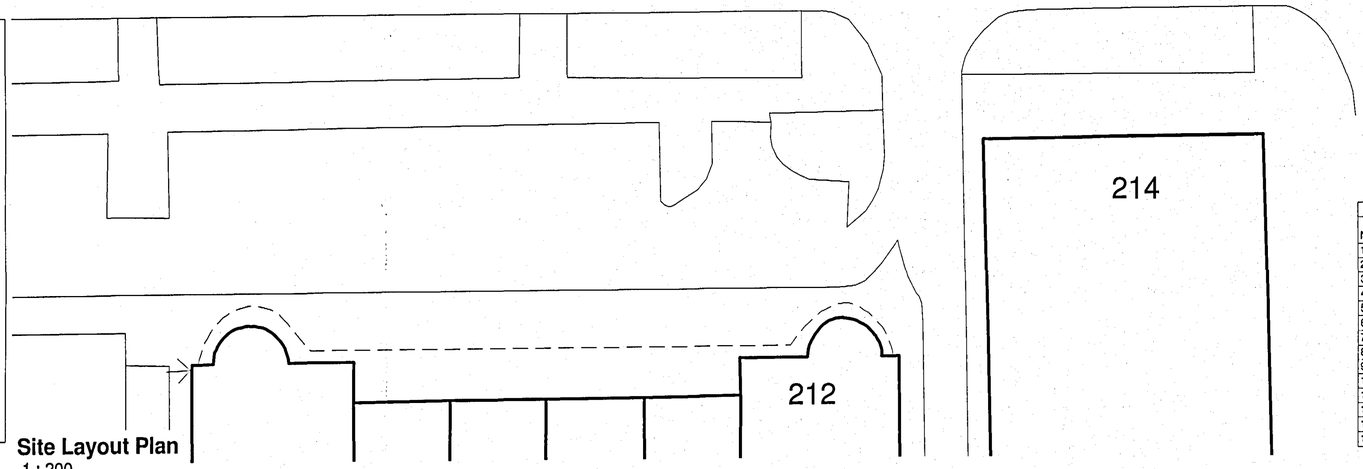

Site Layout Plan
1 : 200

Overall site area = 4797 sq.m

Scheme Summary			
Plot Number	Unit Type	Occupancy	Floor Area
1	Flat Type A	2 Bedroom/ 3 Person	66.27 m²
2	Flat Type B	2 Bedroom/ 3 Person	68.68 m²
3	Flat Type C	2 Bedroom/ 3 Person	67.98 m²
4	Flat Type C	2 Bedroom/ 3 Person	67.98 m²
5	Flat Type A	2 Bedroom/ 3 Person	66.27 m²
6	Flat Type D	2 Bedroom/ 3 Person	82.74 m²
7	Flat Type C	2 Bedroom/ 3 Person	67.98 m²
8	Flat Type C	2 Bedroom/ 3 Person	67.98 m²
9	Flat Type A	2 Bedroom/ 3 Person	66.27 m²
10	Flat Type D	2 Bedroom/ 3 Person	82.74 m²
11	Flat Type C	2 Bedroom/ 3 Person	67.98 m²
12	Flat Type C	2 Bedroom/ 3 Person	67.53 m²
13	Flat Type A	2 Bedroom/ 3 Person	66.27 m²
14	Flat Type B	2 Bedroom/ 3 Person	68.68 m²

Scheme Summary			
Plot Number	Unit Type	Occupancy	Floor Area
15	House	2 Bedroom/ 4 Person	85.96 m²
16	House	2 Bedroom/ 4 Person	85.90 m²
17	House	2 Bedroom/ 4 Person	85.94 m²
18	House	2 Bedroom/ 4 Person	87.10 m²
19	House	2 Bedroom/ 4 Person	84.54 m²
20	House	2 Bedroom/ 4 Person	84.68 m²
21	House	2 Bedroom/ 4 Person	84.68 m²
22	House	2 Bedroom/ 4 Person	84.86 m²
23	House	2 Bedroom/ 4 Person	85.94 m²
23	House	2 Bedroom/ 4 Person	87.10 m²
24	House	2 Bedroom/ 4 Person	85.94 m²
25	House	2 Bedroom/ 4 Person	85.90 m²
26	House	2 Bedroom/ 4 Person	85.96 m²
27	House	2 Bedroom/ 4 Person	85.82 m²
29	House	2 Bedroom/ 4 Person	84.40 m²

NOTES
The Contractor is to check all dimensions and conditions on site before commencing. Do not scale from this drawing.
This drawing remains the copyright of POZZONI LLP.

SCALE BARS - TO BE USED ONLY AS GUIDANCE

1:100	mm	1000	5000	8000	10000
1:200	mm	5000	8000	10000	
1:500	M	5	15	25	50
1:1250	M	10	30	50	80

Boundary Key
1 : 50

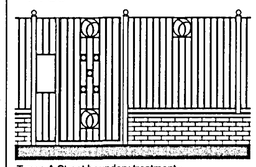

Types A Street boundary treatment -
450mm high wall with railings over, 2100mm high. Gate to be fob accessed with the intercom mounted to the side. Alternate railing panels to have central feature.



Types B Street boundary treatment -
450mm high wall with railings over, 900mm high



Types C & G Street side dividing boundary treatment
C - Metal railing 900mm high
G - Metal railing 2100mm high

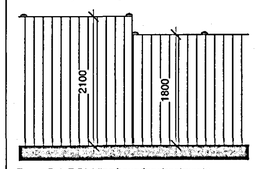

Types D & E Dividing boundary treatments -
D - 2100mm high timber privacy screen
E - 1800mm high timber fencing

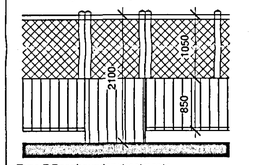

Type F Rear boundary treatments -
F - 1050mm concrete gravel board with timber fenceing over and 1050mm trellis over (both the fencing and the gates). Gates to be galvanized metal framed.

Rev	Description	By	Date
C	Area schedule updated	NC	25/05/12
B	Construction issue	NC	14/05/12
A	Notes added, alterations to layouts added & sheds omitted in-accordance with clients requests	KA	24/11/11

Client
Willow Park Housing Trust

Job
Holly View, Hollyhedge Road, Manchester

Drawing
Site Layout Plan

☐ Feasibility	Scale	As indicated	@ A1
☐ Design	Model	EMc	
☐ Tender	Sheet	EMc	
☐ Contract	Checked	NC	
■ Construction	Issue Date	03/03/11	Rev
☐ As Built	Drg. No.	P2854 - 101	C

POZZONI
T 0161 928 7848
F 0161 926 9428
E architects@pozzoni.co.uk
2 Woodville Road
Altrincham
WA14 2FH

P:\ACAD\P2851-P2900\P2854\CAD\Rev1\Models\Construction\P2854 - Site - Construction.rvt
25/05/2012 10:02:32

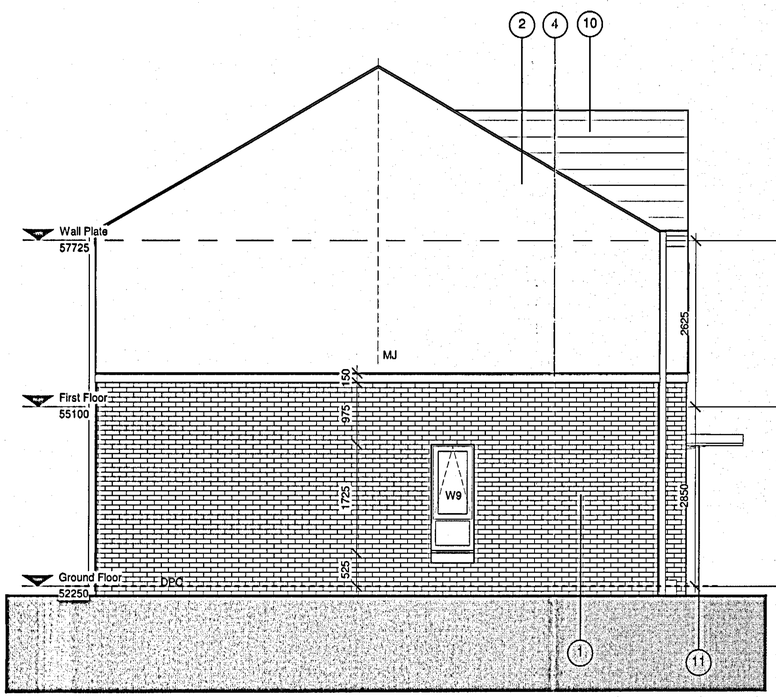

1. Side Elevation of Plot 27
1 : 50

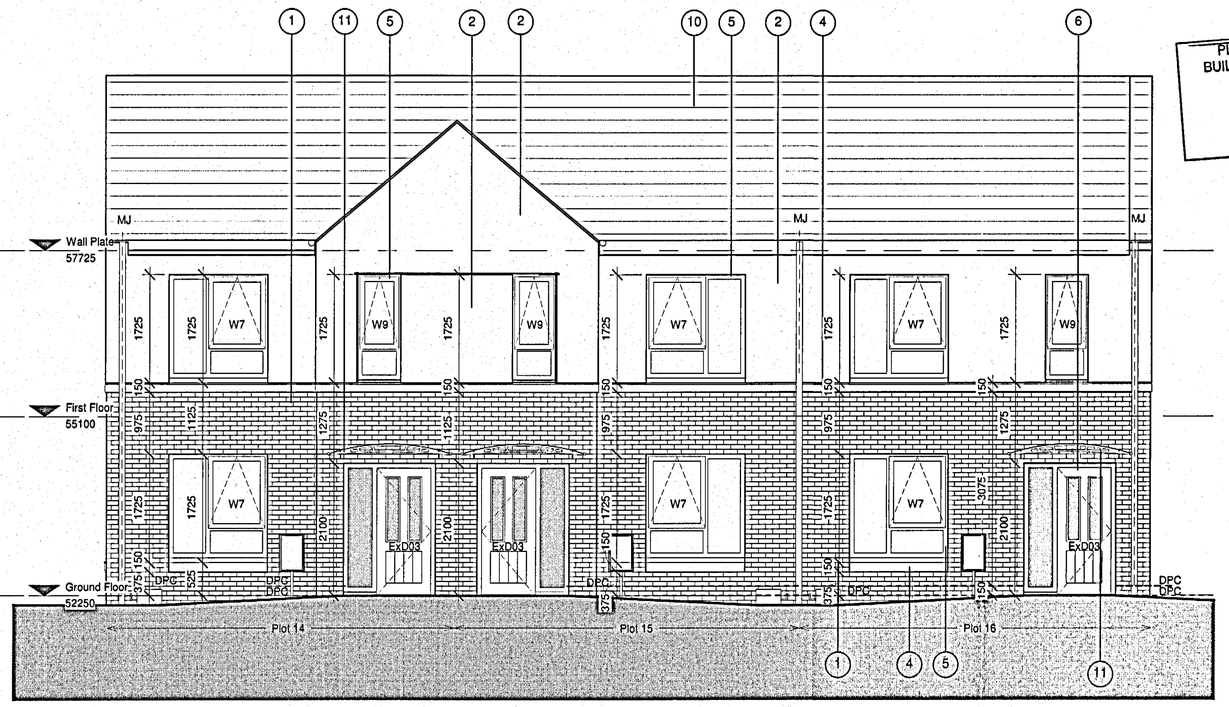

2. Front Elevation Plots 27 - 29
1 : 50

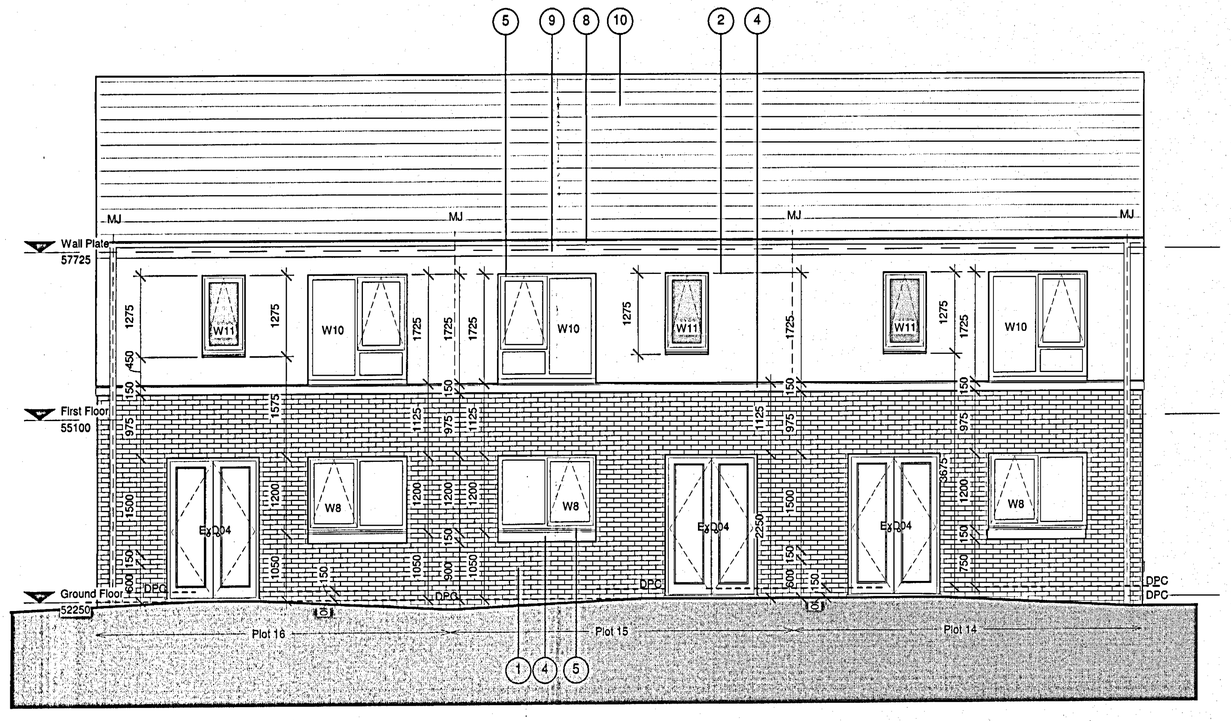

3. Rear Elevation Plots 27-29
1 : 50

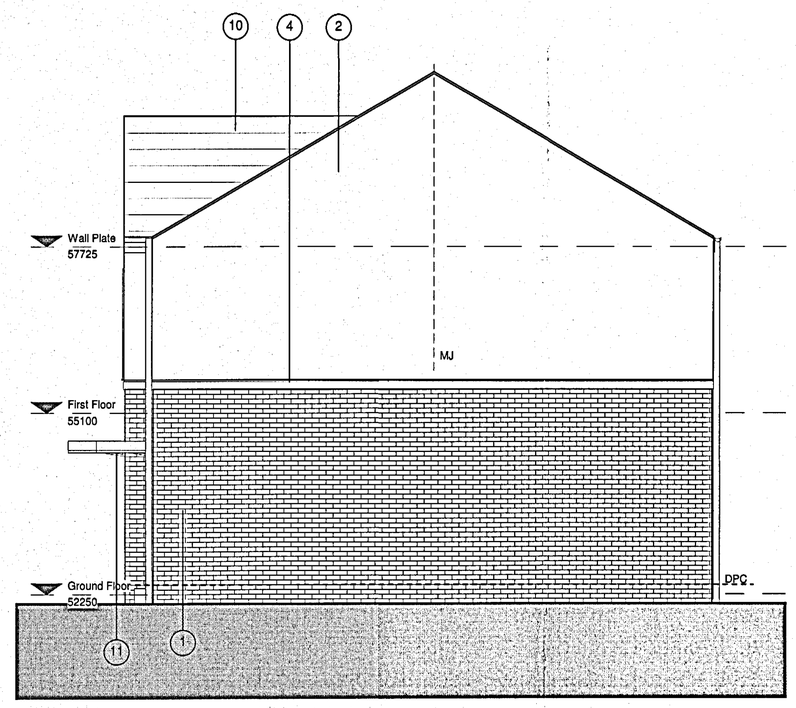

4. Side Elevation of Plot 29
1 : 50

C:\Revit Local Files\P2854 - Terrace of 3 Plots 27-29_Central_horompton.rvt
20/07/2012 12:19:33

NOTES
The Contractor is to check all dimensions and conditions on site before commencing. Do not scale from this drawing.
This drawing remains the copyright of POZZONI LLP.

SCALE BARS - TO BE USED ONLY AS GUIDANCE

1:5	mm	50	100	250	300	
1:10	mm	100	300	500	700	
1:20	mm	500	800	1000		
1:50	mm	500	1000	2500	3000	

PLANNING AND BUILDING CONTROL
26 JUL 2012

Window Schedule

Type Mark	Description	Width	Height
W7	3 pane window with single top hung opening light	1585	1725
W8	2 pane window with single top hung opening light	1585	1200
W9	2 pane window with single top hung opening light	685	1725
W10	3 pane window with single top hung opening light	1585	1725
W11	Top hung window with opaque glazing	685	1275

Door Schedule

Type Mark	Description	Width	Height
D5	Single solid core six panel door, painted	902	2100
D6	Single solid core six panel door, painted	750	2100
D6*	Single solid core door, painted	750	1400
ExD03	Single leaf door with vision panel and glazed side panel	1473	2100
ExD04	Double leaf door with full glass pane	1473	2250

Notes:

General Notes:
All dimensions are to the structure openings from the finished floor level. All dimensions to be checked on site prior to manufacture.

This drawing is to be read in conjunction with the Employers Requirements and the Code for Sustainable Homes Assessment.

Materials:
1. Facing Brickwork - Ruddington Red multi

2. Render - Weber.pral M one-coat, through-coloured monocouche render, Ivory

3. Omitted

4. Artstone (cills and band course) - Yorkstone through buff coloured concrete

5. Windows - Secured by Design compliant U-PVC: White

6. Doors - Secured by Design compliant: colour white

7. Bay - Steel framed structure, clad in Marley Operal boards. Colour OP15 Dark Grey boards

8. Rainwater Goods - U-PVC: Black

9. Fascias - U-PVC: Black

10. Roof tile - Grey concrete interlocking tile

11. Canopies - Acrylic arched canopy Lightline 1900mm wide or similar approved

Window Notes:
Windows to incorporate toughened safety glass below 800mm from finished floor level. All glazing to be in accordance with approved doc N and BS6206 and BS 5606:1981; class C in critical locations

All ground floor opening windows to be fitted with an opening restrictor; arms to comply with part K4 of the current building regulations.

Glass hatched grey is to be opaque glazed.

All windows to be fitted with integrated trickle vents to comply with approved doc F. All handles to opening windows to be no more than 1200mm high from the finished floor level (Lifetime Homes criteira 15)

Door Notes:
All external doors to achieve Secure by Design compliance

Doors & side screens to incorporate toughened safety glass below 1500mm from the finished floor level. All glazing to be in accordance with approved doc N and BS6206 and BS 5606:1981; class C in critical locations

Rev	Description	By	Date
G	Confirmation on colour where Cedral Board omitted - colour as main elevation	NC	20/07/12
F	Cedral boarding revised to accent render	NC	02/07/12
E	Amendments to Door & Window Schedule to comply with Building Control requirements. Further notes and dimensions added.	LBL	22/06/12
D	Window and door schedule updated	NC	31/05/12
C	Construction issue	NC	28/05/12
B	GA's upgraded to preliminary construction issue, plots renumbered, party wall construction revised to E-WM-20, movement joints added.	NC	12/04/12
A	Notes added and DPC levels indicated	KA	28/11/11

Client
Willow Park Housing Trust

Job
Holly View, Hollyhedge Road, Manchester

Drawing
GA Elevations_Plots 27 to 29

☐ Feasibility	Scale	1 : 50	@ A1
☐ Design	Model	EMc	
☐ Tender	Sheet	NC	
☐ Contract	Checked	KA	
☒ Construction	Issue Date	25/02/11	Rev
☐ As Built	Drg. No.	P2854 - 305	G

POZZONI
T 0161 928 7848
F 0161 926 9428
E architects@pozzoni.co.uk
2 Woodville Road
Altrincham
WA14 2FH

General Notes:
All dimensions are to the structure openings from the finished floor level. All dimensions to be checked on site prior to manufacture.

This drawing is to be read in conjunction with the Employers Requirements and the Code for Sustainable Homes Assessment.



3 Rear Elevation Plots 21 - 26
1 : 50

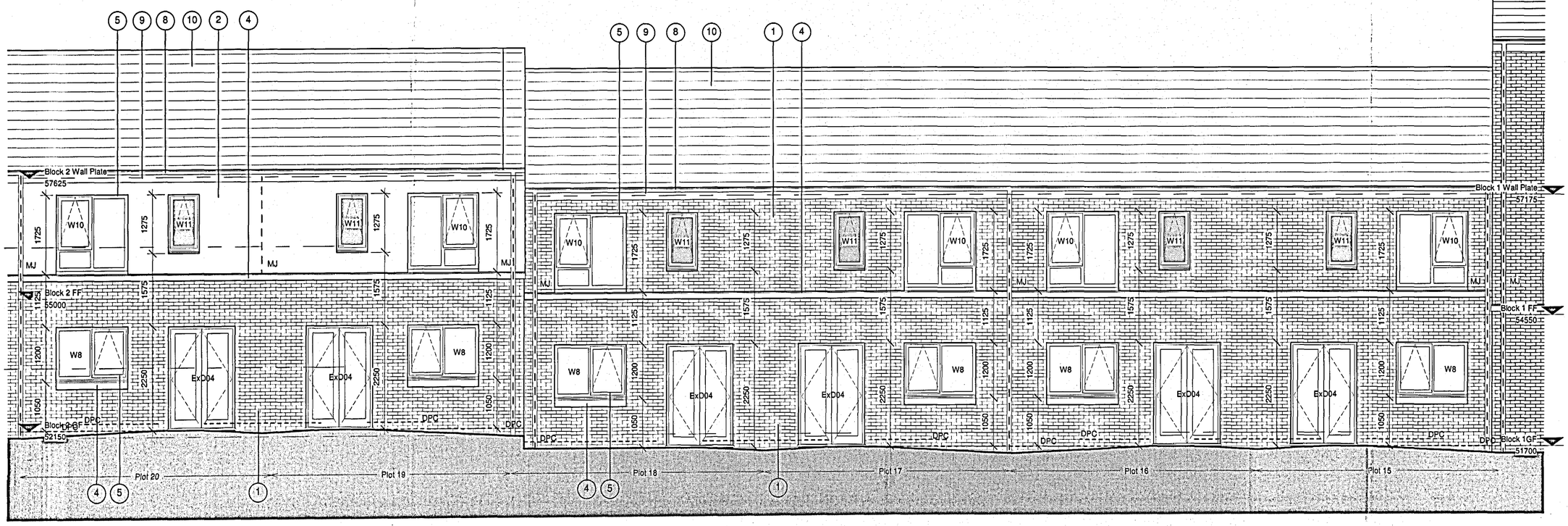

4 Rear Elevation Plots 15 - 20
1 : 50

PLANNING AND BUILDING CONTROL
26 JUL 2012

NOTES
The Contractor is to check all dimensions and conditions on site before commencing. Do not scale from this drawing.
This drawing remains the copyright of POZZONI LLP.

SCALE BARS - TO BE USED ONLY AS GUIDANCE

1:5	mm	50	100	150	200
1:10	mm	100	200	300	400
1:20	mm	500	1000	1500	2000
1:50	mm	500	1000	1500	2000

Window Schedule

Type Mark	Description	Width	Height
W7	3 pane window with single top hung opening light	1585	1725
W8	2 pane window with 1 opening lights	1585	1200
W9	2 pane window with top opening light	685	1725
W10	3 pane window with single top hung opening light	1585	1725
W11	Top hung window with opaque glazing	685	1275

Door Schedule

Type Mark	Description	Width	Height
D1	Flat entrance door, solid core veneered door	952	2100
D2	Single leaf solid core 6 panel door painted	926	2100
D3	Single leaf solid core 6 panel door painted	754	2100
D5	Single solid core six panel door, painted	902	2100
D6			
D8	Single solid core door, painted	750	1400
ExD01	Glazed door with side light	1923	2325
ExD03	Single leaf door with vision panel and glazed side panel	1473	2100
ExD04	Double leaf door with full glass pane	1473	2250
ExS02	Entrance door and screen with electronic controls	986	2275
ExS04	Entrance door and screen (4 storeys high) with electronic controls		

Notes:

Materials:
1. Facing Brickwork - Ruddington Red multi

2. Render - Weber.pral M one-coat, through-coloured monocouche render, Ivory

3. Omitted

4. Artstone (cills and band course) - Yorkstone through buff coloured concrete

5. Windows - Secured by Design compliant U-PVC: White

6. Doors - Secured by Design compliant: colour white

7. Bay - Steel framed structure, clad in Marley Operal OP15 Dark Grey boards.

8. Rainwater Goods - U-PVC: Black

9. Fascias - U-PVC: Black

10. Roof tile - Grey concrete interlocking tile

11. Canopies - Acrylic arched canopy Lightline 1900mm wide or similar approved

Window Notes:
Windows to incorporate toughened safety glass below 800mm from finished floor level. All glazing to be in accordance with approved doc N and BS6206.

All ground floor opening windows to be fitted with an opening restrictor; arms to comply with part K4 of the current building regulations.

Glass hatched grey is to be opaque glazed.

All windows to be fitted with Intergrated trickle vents to comply with approved doc F. All handles to opening windows to be no more than 1200mm high from the finished floor level (Lifetime Homes criteira 15)

Door Notes:
All external doors to achieve Secure by Design compliance

Doors to incorporate toughened safety glass below 1500mm from the finished floor level. All glazing to be in accordance with approved doc N and BS6206.

Rev	Description	By	Date
F	Confirmation on colour where Cedral board omitted - colour as main elevation	NC	20-07-12
E	Windows and doors updated to comply with Building Control requirements. Further notes and dimensions added.	NC	22/06/12
D	Window and door schedule updated	NC	31/05/12
C	Construction issue	NC	28/05/12
B	GA's upgraded to preliminary construction issue, plots renumbered, party wall construction revised to E-WM-20, movement joints added.	J.C.D.	12/04/12
A	Notes added and DPC levels indicated	KA	28/11/11

Client
Willow Park Housing Trust

Job
Holly View, Hollyhedge Road, Manchester

Drawing
GA Elevations Rear Elevations Plots 15 - 26

☐ Feasibility	Scale	1 : 50 @ A1
☐ Design	Model	EMc
☐ Tender	Sheet	CW/EMc
☐ Contract	Checked	NC
■ Construction	Issue Date	25/02/11 Rev
☐ As Built	Drg. No.	P2854 - 304 F

POZZONI
T 0161 928 7848
F 0161 926 9428
E architects@pozzoni.co.uk
2 Woodville Road
Altrincham
WA14 2FH

C:\Revit Local Files\P2854 Terrace of 12 Plots 15-26_Central_ncrompton.rvt
20/07/2012 12:38:17

General Notes:
All dimensions are to the structure openings from the finished floor level. All dimensions to be checked on site prior to manufacture.

This drawing is to be read in conjunction with the Employers Requirements and the Code for Sustainable Homes Assessment.

PLANNING AND BUILDING CONTROL
26 JUL 2012

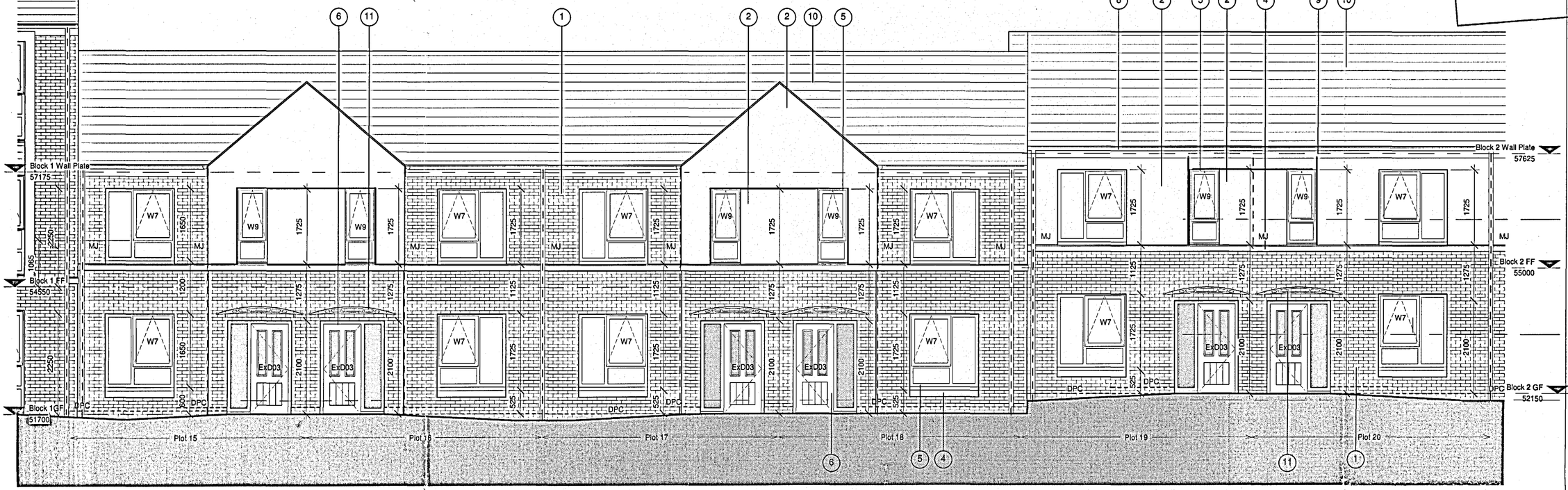

1 Front Elevation Plots 15 - 20
1 : 50



2 Front Elevation Plots 21 - 26
1 : 50

C:\Revit Local Files\P2854 Terrace of 12 Plots 15-26_Central_norompton.rvt
20/07/2012 12:33:01

NOTES
The Contractor is to check all dimensions and conditions on site before commencing. Do not scale from this drawing.
This drawing remains the copyright of POZZONI LLP.

SCALE BARS - TO BE USED ONLY AS GUIDANCE

1:5	mm	50	100	150	200
1:10	mm	100	200	300	400
1:20	mm	500	600	1000	
1:50	mm	500	1000	1500	2000

Window Schedule

Type Mark	Description	Width	Height
W7	3 pane window with single top hung opening light	1585	1725
W9	2/4 pane window with 1 opening lights	1585	1200
W8	2 pane window with top opening light	685	1725
W10	3 pane window with single top hung opening light	1585	1725
W11	Top hung window with opaque glazing	685	1275

Door Schedule

Type Mark	Description	Width	Height
D1	Flat entrance door, solid core veneered door	952	2100
D2	Single leaf solid core 6 panel door painted	926	2100
D3	Single leaf solid core 6 panel door painted	754	2100
D5	Single solid core six panel door, painted	902	2100
D6			
D6*	Single solid core door, painted	750	1400
ExD01	Glazed door with side light	1923	2325
ExD03	Single leaf door with vision panel and glazed side panel	1473	2100
ExD04	Double leaf door with full glass pane	1473	2250
ExS02	Entrance door and screen with electronic controls	986	2275
ExS04	Entrance door and screen (4 storeys high) with electronic controls		

Notes:

Materials:
1. Facing Brickwork - Ruddington Red multi
2. Render - Weber.pral M one-coat, through-coloured monocouche render, Ivory
3. Omitted
4. Artstone (cills and band course) - Yorkstone through buff coloured concrete
5. Windows - Secured by Design compliant U-PVC: White
6. Doors - Secured by Design compliant: colour white
7. Bay - Steel framed structure, clad in Marley Operal OP15 Dark Grey boards.
8. Rainwater Goods - U-PVC: Black
9. Fascias - U-PVC: Black
10. Roof tile - Grey concrete interlocking tile
11. Canopies - Acrylic arched canopy Lightline 1900mm wide or similar approved

Window Notes:
Windows to incorporate toughened safety glass below 800mm from finished floor level. All glazing to be in accordance with approved doc N and BS6206.

All ground floor opening windows to be fitted with an opening restrictor; arms to comply with part K4 of the current building regulations.

Glass hatched grey is to be opaque glazed.

All windows to be fitted with intergrated trickle vents to comply with approved doc F. All handles to opening windows to be no more than 1200mm high from the finished floor level (Lifetime Homes criteira 15)

Door Notes:
All external doors to achieve Secure by Design compliance

Doors to incorporate toughened safety glass below 1500mm from the finished floor level. All glazing to be in accordance with approved doc N and BS6206.

Rev	Description	By	Date
G	Confirmation on colour where Cedral board omitted - colour as main elevation	NC	20-07-12
F	Cedral boarding removed and replaced with accent render. Window dimension line to plot 26	NC	29-06-12
E	Windows and doors updated to comply with Building Control requirements. Further notes and dimensions added.	NC	22/06/12
D	Window and door schedule updated	NC	31/05/12
C	Construction Issue	NC	28/05/12
B	GA's upgraded to preliminary construction issue, plots renumbered, party wall construction revised to E-WM-20, movement joints added.	J.C.D.	12/04/12
A	Notes added and DPC levels indicated	KA	28/11/11

Client
Willow Park Housing Trust

Job
Holly View, Hollyhedge Road, Manchester

Drawing
GA Elevations Front Elevations Plots 15 - 26

☐ Feasibility
☐ Design
☐ Tender
☐ Contract
■ Construction
☐ As Built

Scale	1 : 50	@ A1
Model	EMc	
Sheet	CW/EMc	
Checked	NC	
Issue Date	25/02/11	Rev
Drg. No.	P2854 - 303	G

POZZONI
T 0161 928 7648
F 0161 926 9428
E architects@pozzoni.co.uk
2 Woodville Road
Altrincham
WA14 2FH



4 Car Park Elevation_Rear
1 : 50

Notes:-

General Notes:
All dimensions are to the structure openings from the finished floor level. All dimensions to be checked on site prior to manufacture.

This drawing is to be read in conjunction with the Employers Requirements and the Code for Sustainable Homes Assessment.

Materials:
1. Facing Brickwork - Ruddington Red multi

2. Render - Weber.pral M one-coat, through-coloured monocouche render. Colour; Ivory

3. Boarding - Marley Cedral C10 (Blue /Grey). Areas of boarding to be framed with boarding on edge.

4. Artstone (cills and band course) - Yorkstone through buff coloured concrete

5. Windows - Secured by Design compliant U-PVC: White

6. Doors - Secured by Design compliant: colour white

7. Bay - Steel framed structure, clad in Marley Operal OP15 Dark Grey boards.

8. Rainwater Goods - U-PVC: Black

9. Fasclas - U-PVC: Black

10. Roof tile - Grey concrete interlocking tile

11. Canopies - Acrylic arched canopy Lightline 1900mm wide, tinted blue or similar approved

12. Juliet Balcony - Acrylic balustrade/ Juliet Balony by Lightline, tinted blue or similar approved

Window Notes:
Windows to incorporate toughened safety glass below 800mm from finished floor level. All glazing to be in accordance with approved doc N and BS6206 and BS 5606:1981.

All ground floor opening windows to be fitted with an opening restrictor; arms to comply with part K4 of the current building regulations.

Glass hatched grey is to be opaque glazed.

All windows to be fitted with intergrated trickle vents to comply with approved doc F. All handles to opening windows to be no more than 1200mm high from the finished floor level (Lifetime Homes criteira 15)

Door Notes:
All external doors to achieve Secure by Design compliance

Doors to incorporate toughened safety glass below 1500mm from the finished floor level. All glazing to be in accordance with approved doc N and BS6206 and BS 5606:1981

NOTES
The Contractor is to check all dimensions and conditions on site before commencing. Do not scale from this drawing.
This drawing remains the copyright of POZZONI LLP.

SCALE BARS - TO BE USED ONLY AS GUIDANCE

1:5	mm	50	100	150	200
1:10	mm	100	200	300	400
1:25	mm	500	1000	1500	2000
1:50	mm	500	1000	1500	2000

KEYPLAN



PLANNING AND BUILDING CONTROL
26 JUL 2012

Window Schedule

Type Mark	Description	Width	Height
W1	3 pane window with single top hung opening light	1585	1800
W2	3 pane window with single top hung opening light	1360	1800
W3	2 pane window with single top hung opening light	798	1800
W4	2 pane window with top opening light	798	1800
W5	Single fixed light	798	1800
W6	AOV rooflight	1395	1980
W7		963	1700

Door Schedule

Type Mark	Description	Width	Height	Fire Rating
D1	Flat entrance door, solid core veneered door	952	2100	FD30S
D2	Single leaf solid core 6 panel door painted	926	2100	FD30S
D3	Single leaf solid core 6 panel door painted	754	2100	FD30S
D6		1585	2325	
ExD01	Glazed door with side light	1923	2325	

Rev	Description	By	Date
G	Confirmation that Cedral boarding is retained to Plots 1-14 - ref colour note	NC	20/07/12
F	Dimensions added and hanging of AOVs revised with guarding added.	KA	29/06/12
E	Bay detail revised.	LBL	22/06/12
D	Window and door schedule updated	NC	31/05/12
C	Construction issue	NC	28/05/12
B	GA's upgraded to preliminary construction issue, movement joints in dicated in accordance with Engineer's details.	J.C.D.	17/04/12
A	DPC level indicated	KA	25/11/11

Client
Willow Park Housing Trust

Job
Holly View, Hollyhedge, Rd
Manchester

Drawing
GA Elevations_Plot 1-14 Flats Car Park

☐ Feasibility	Scale	As indicated	@ A1
☐ Design	Model	EMc	
☐ Tender	Sheet	EMc	
☐ Contract	Checked		
■ Construction	Issue Date	28/02/11	Rev
☐ As Built	Drg. No.	P2854 - 302	G

POZZONI
T 0161 928 7848
F 0161 926 9428
E architects@pozzoni.co.uk
2 Woodville Road
Altrincham
WA14 2FH

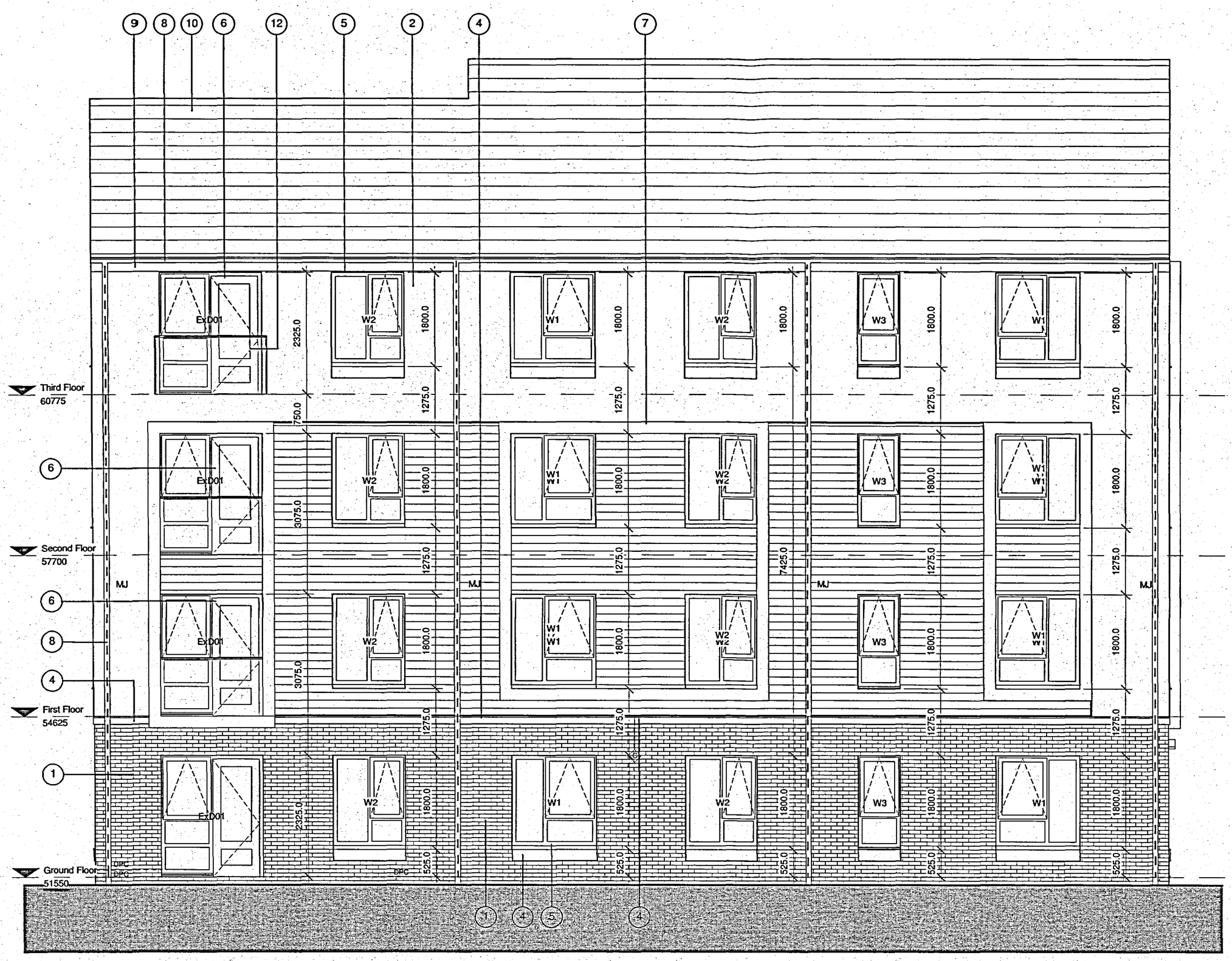

2 Hollyhedge Court Road Elevation
1 : 50

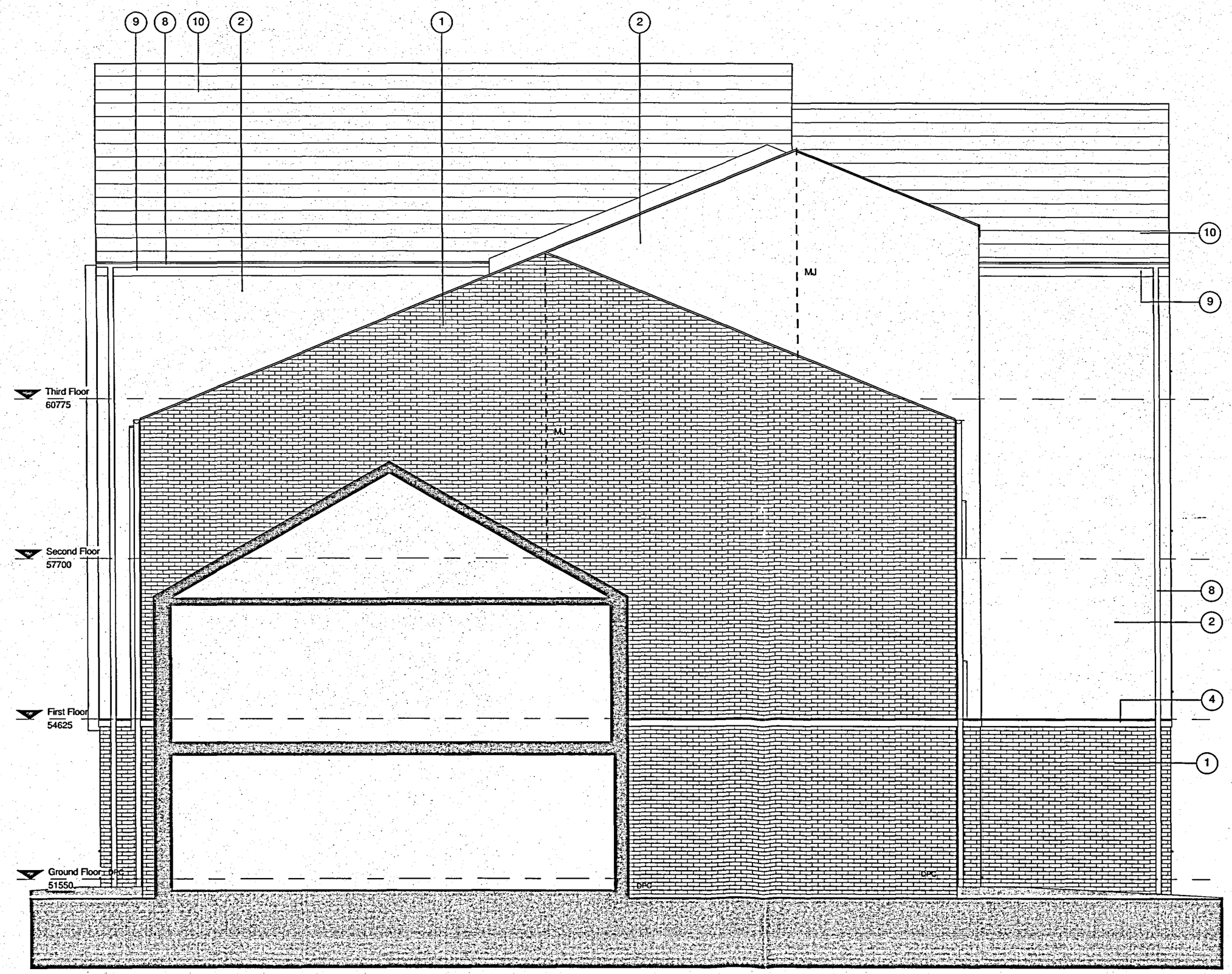

3 End Elevation adjoining Houses_East
1 : 50

NOTES
The Contractor is to check all dimensions and conditions on site before commencing. Do not scale from this drawing.
This drawing remains the copyright of POZZONI LLP.

SCALE BARS - TO BE USED ONLY AS GUIDANCE

1:100	mm	1000	3000	5000	7000
1:200	mm	5000	8000	12000	
1:500	M	5	15	25	35
1:1250	M	10	30	50	70

KEYPLAN

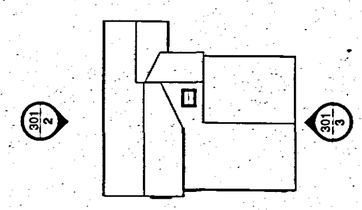

Window Schedule			
Type Mark	Description	Width	Height
W1	3 pane window with single top hung opening light	1585	1800
W2	3 pane window with single top hung opening light	1360	1800
W3	2 pane window with single top hung opening light	798	1800
W4	2 pane window with top opening light	798	1800
W5	Single fixed light	798	1800
W6	AOV rooflight	1395	1980
W7		963	1700

Door Schedule				
Type Mark	Description	Width	Height	Fire Rating
D1	Flat entrance door, solid core veneerred door	952	2100	FD30S
D2	Single leaf solid core 6 panel door painted	926	2100	FD30S
D3	Single leaf solid core 6 panel door painted	754	2100	FD30S
D6		1585	2325	
ExD01	Glazed door with side light	1923	2325	

Notes:

General Notes:
All dimensions are to the structure openings from the finished floor level. All dimensions to be checked on site prior to manufacture.

This drawing is to be read in conjunction with the Employers Requirements and the Code for Sustainable Homes Assessment.

Materials:
1. Facing Brickwork - Ruddington Red multi

2. Render - Weber.pral M one-coat, through-coloured monocouche render. Colour; Ivory

3. Boarding - Marley Cedral C10 (Blue /Grey). Areas of boarding to be framed with boarding on edge.

4. Artstone (cills and band course) - Yorkstone through buff coloured concrete

5. Windows - Secured by Design compliant U-PVC: White

6. Doors - Secured by Design compliant: colour white

7. Bay - Steel framed structure, clad in Marley Operal OP15 Dark Grey boards.

8. Rainwater Goods - U-PVC: Black

9. Fascias - U-PVC: Black

10. Roof tile - Grey concrete interlocking tile

11. Canopies - Acrylic arched canopy Lightline 1900mm wide, tinted blue or similar approved

12. Juliet Balcony - Acrylic balustrade/ Juliet Balony by Lightline, tinted blue or similar approved

Window Notes:
Windows to incorporate toughened safety glass below 800mm from finished floor level. All glazing to be in accordance with approved doc N and BS6206 and BS 5606:1981.

All ground floor opening windows to be fitted with an opening restrictor; arms to comply with part K4 of the current building regulations.

Glass hatched grey is to be opaque glazed.

All windows to be fitted with intergrated trickle vents to comply with approved doc F. All handles to opening windows to be no more than 1200mm high from the finished floor level (Lifetime Homes crietera 15)

Door Notes:
All external doors to achieve Secure by Design compliance

Doors to incorporate toughened safety glass below 1500mm from the finished floor level. All glazing to be in accordance with approved doc N and BS6206 and BS 5606:1981

PLANNING AND BUILDING CONTROL
26 JUL 2012

Rev	Description	By	Date
G	Confirmation that Cedral boarding is retained to Plots 1-14 - ref colour note	NC	20/07/12
F	Window annotation added	NC	29-06-12
E	Bay detail revised.	LBL	22/06/12
D	Window and door schedule updated	NC	31/05/12
C	Construction issue	NC	28/05/12
B	GA's upgraded to preliminary construction issue, movement joints in dicated in accordance with Engineer's details.	J.C.D.	17/04/12
A	DPC level indicated	KA	25/11/11

Client
Willow Park Housing Trust

Job
Holly View, Hollyhedge, Rd
Manchester

Drawing
GA Elevations_Plot 1-14 Flats
Hollyhedge Court Road & Side

- ☐ Feasibility
- ☐ Design
- ☐ Tender
- ☐ Contract
- ■ Construction
- ☐ As Built

Scale	As indicated	@ A1
Model	EMc	
Sheet	CW/EMc	
Checked		
Issue Date	01/03/11	Rev
Drg. No.	P2854 - 301	G

POZZONI
T 0161 928 7848
F 0161 926 9428
E architects@pozzoni.co.uk
2 Woodville Road
Altrincham
WA14 2FH

C:\Revit Local Files\P2854 - Flat block Plots 1-14_Central_ncrompton.rvt
20/07/2012 12:23:53

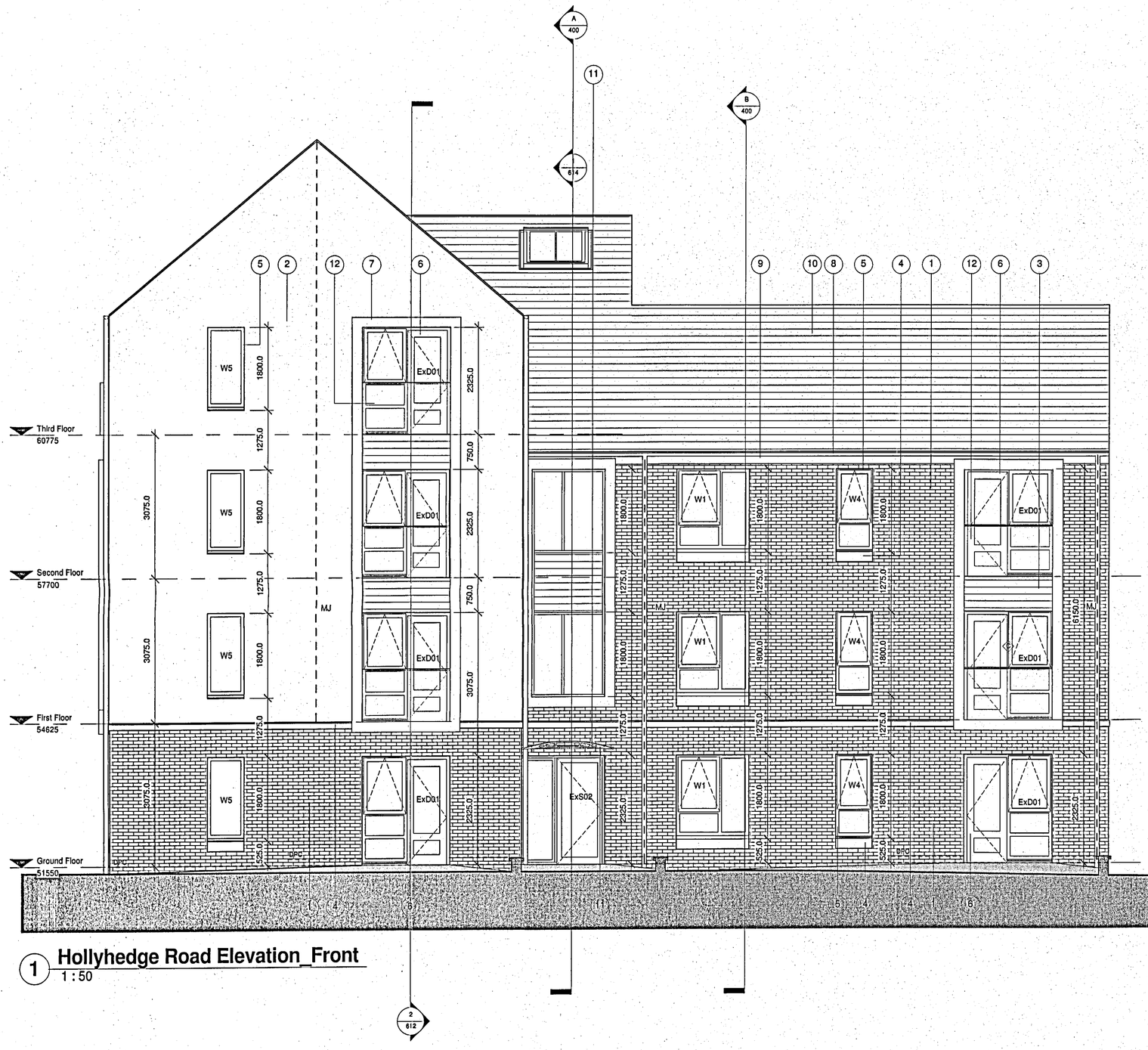

1 Hollyhedge Road Elevation_Front
1 : 50

Notes:

General Notes:
All dimensions are to the structure openings from the finished floor level. All dimensions to be checked on site prior to manufacture.

This drawing is to be read in conjunction with the Employers Requirements and the Code for Sustainable Homes Assessment.

Materials:
1. Facing Brickwork - Ruddington Red multi

2. Render - Weber.pral M one-coat, through-coloured monocouche render. Colour; Ivory

3. Boarding - Marley Cedral C10 (Blue /Grey). Areas of boarding to be framed with boarding on edge.

4. Artstone (cills and band course) - Yorkstone through buff coloured concrete

5. Windows - Secured by Design compliant U-PVC: White

6. Doors - Secured by Design compliant: colour white

7. Bay - Steel framed structure, clad in Marley Operal OP15 Dark Grey boards.

8. Rainwater Goods - U-PVC: Black

9. Fascias - U-PVC: Black

10. Roof tile - Grey concrete interlocking tile

11. Canopies - Acrylic arched canopy Lightline 1900mm wide, tinted blue or similar approved

12. Juliet Balcony - Acrylic balustrade/ Juliet Balony by Lightline, tinted blue or similar approved

Window Notes:
Windows to incorporate toughened safety glass below 800mm from finished floor level. All glazing to be in accordance with approved doc N and BS6206 and BS 5606:1981.

All ground floor opening windows to be fitted with an opening restrictor; arms to comply with part K4 of the current building regulations.

Glass hatched grey is to be opaque glazed.

All windows to be fitted with intergrated trickle vents to comply with approved doc F. All handles to opening windows to be no more than 1200mm high from the finished floor level (Lifetime Homes criteria 15)

Door Notes:
All external doors to achieve Secure by Design compliance

Doors to incorporate toughened safety glass below 1500mm from the finished floor level. All glazing to be in accordance with approved doc N and BS6206 and BS 5606:1981

NOTES
The Contractor is to check all dimensions and conditions on site before commencing. Do not scale from this drawing.
This drawing remains the copyright of POZZONI LLP.

SCALE BARS - TO BE USED ONLY AS GUIDANCE

1:5	mm 50	100	200	250	
1:10	mm 100	200	300	500	700
1:20	mm 500	1000	1500		
1:50	mm 500	1000	1500	2000	2500

KEYPLAN



Window Schedule

Type Mark	Description	Width	Height
W1	3 pane window with single top hung opening light	1585	1800
W2	3 pane window with single top hung opening light	1360	1800
W3	2 pane window with single top hung opening light	798	1800
W4	2 pane window with top opening light	798	1800
W5	Single fixed light	798	1800
W6	AOV rooflight	1395	1980
W7		863	1700

Door Schedule

Type Mark	Description	Width	Height	Fire Rating
D1	Flat entrance door, solid core veneered door	952	2100	FD30S
D2	Single leaf solid core 6 panel door painted	926	2100	FD30S
D3	Single leaf solid core 6 panel door painted	754	2100	FD30S
D6		1585	2325	
ExD01	Glazed door with side light	1923	2325	

Rev	Description	By	Date
G	Confirmation that Cedral boarding is retained to Plots 1-14 - ref colour note	NC	20/07/12
F	Vertical dimensions revised to curtain wall window	NC	29/06/12
E	Bay detail revised.	LBL	22/06/12
D	Window and door schedule updated	NC	31/05/12
C	Construction issue	NC	28/05/12
B	GA's upgraded to preliminary construction issue, movement joints in dicated in accordance with Engineer's details.	J.C.D.	17/04/12
A	DPC level indicated & AOV added to roof over stairs	KA	25/11/11

Client
Willow Park Housing Trust

Job
Holly View, Hollyhedge, Rd Manchester

Drawing
GA Elevations_Plot 1-14 Flats Hollyhedge Road

- ☐ Feasibility
- ☐ Design
- ☐ Tender
- ☐ Contract
- ■ Construction
- ☐ As Built

Scale: As indicated @ A1
Model: EMc
Sheet: CW/EMc
Checked:
Issue Date: 28/02/11 Rev
Drg. No.: P2854 - 300 G

POZZONI
T 0161 928 7848
F 0161 926 9428
E architects@pozzoni.co.uk
2 Woodville Road
Altrincham
WA14 2FH

C:\Revit Local Files\P2854 - Flat block Plots 1-14_Central_noramption.rvt
20/07/2012 12:18:04

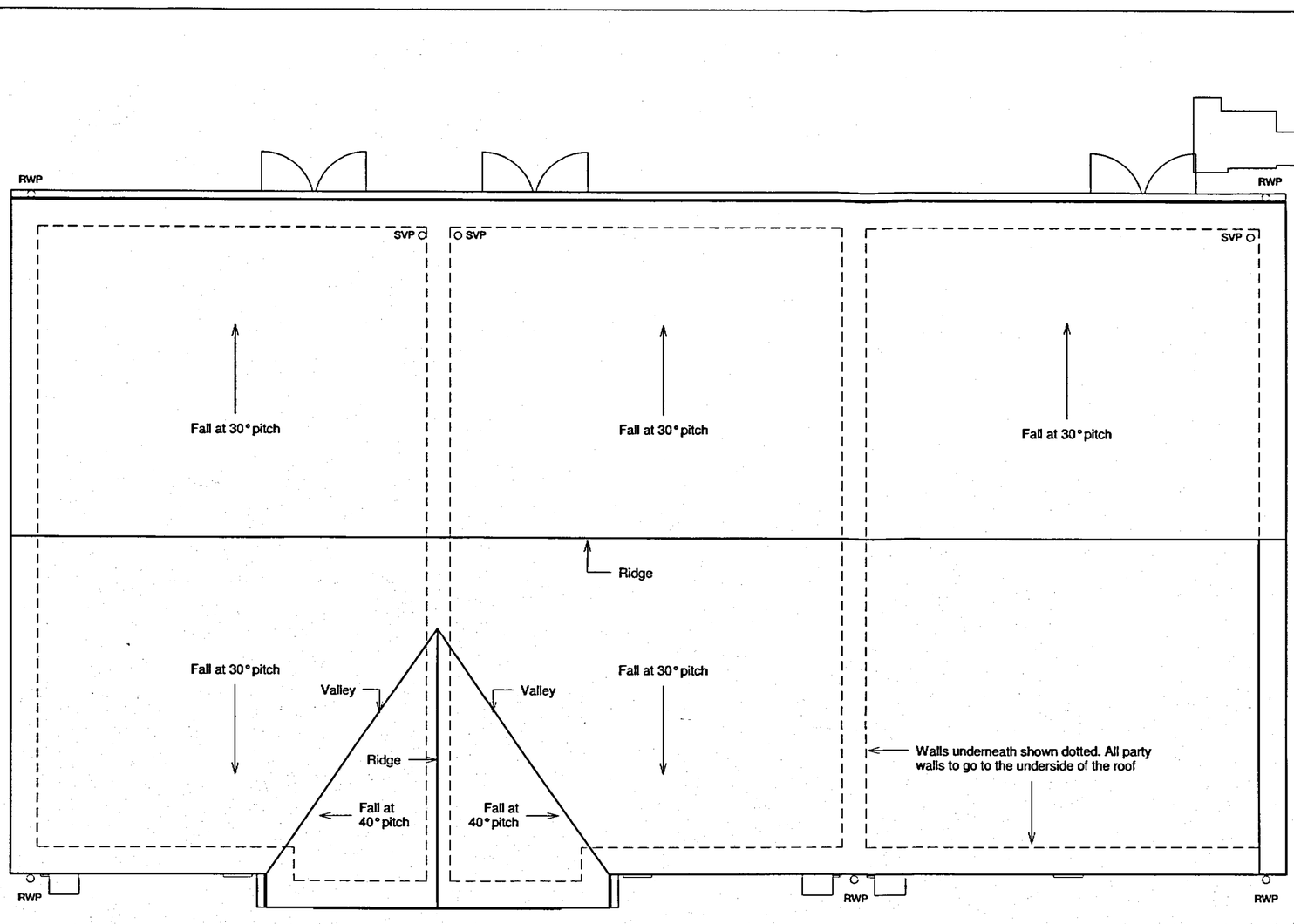

Key Plan - Not to Scale

NOTES
The Contractor is to check all dimensions and conditions on site before commencing. Do not scale from this drawing.
This drawing remains the copyright of POZZONI LLP.

SCALE BARS - TO BE USED ONLY AS GUIDANCE

1:5	mm	50	150	250	350	
1:10	mm	100	300	500	700	
1:20	mm	500	800	1200		
1:50	mm	500	1500	2500	3500	

Area Schedule (GIFA)		
Plot Number	Description	Area
27	2 Bed/ 4 Person House	86 m²
28	2 Bed/ 4 Person House	86 m²
29	2 Bed/ 4 Person House	84 m²

Window Schedule			
Type Mark	Description	Width	Height
W7	3 pane window with single top hung opening light	1585	1725
W8	2 pane window with single top hung opening light	1585	1200
W9	2 pane window with single top hung opening light	685	1725
W10	3 pane window with single top hung opening light	1585	1725
W11	Top hung window with opaque glazing	685	1275

Door Schedule			
Type Mark	Description	Width	Height
D5	Single solid core six panel door, painted	902	2100
D6	Single solid core six panel door, painted	750	2100
D6*	Single solid core door, painted	750	1400
ExD03	Single leaf door with vision panel and glazed side panel	1473	2100
ExD04	Double leaf door with full glass pane	1473	2250

Notes:

General Notes:
For clarity the insulation within the wall is not shown on the floor plans. Refer to the wall type key for details of the wall build ups.

All dimensions are to the structure not the finishes.

This drawing is to be read in conjunction with the Employers Requirements and the Code for Sustainable Homes Assessment.

Abreviaions:
SVP Soil & Vent Pipe
RWP Rain Water Pipe
BIG Back Inlet Gulley

Materials:
Facing Brickwork - Red multi

Render - Weber.pral M one-coat, through-coloured monocouche render, Cream

Boarding - Marley Cedral or similar approved. Colour to be confirmed. Areas of boarding to be framed with boarding on edge.

Artstone (cills and band course) - Yorkstone through buff coloured concrete

Windows - U-PVC: White

Bay - Steel framed structure, clad in Marley Operal boards. Colour to be confirmed.

Rainwater Goods - U-PVC: Black

Canopies - Acrylic arched canopy Lightline 1900mm wide or similar approved

Roof Plan Plots 27 to 29
1 : 50

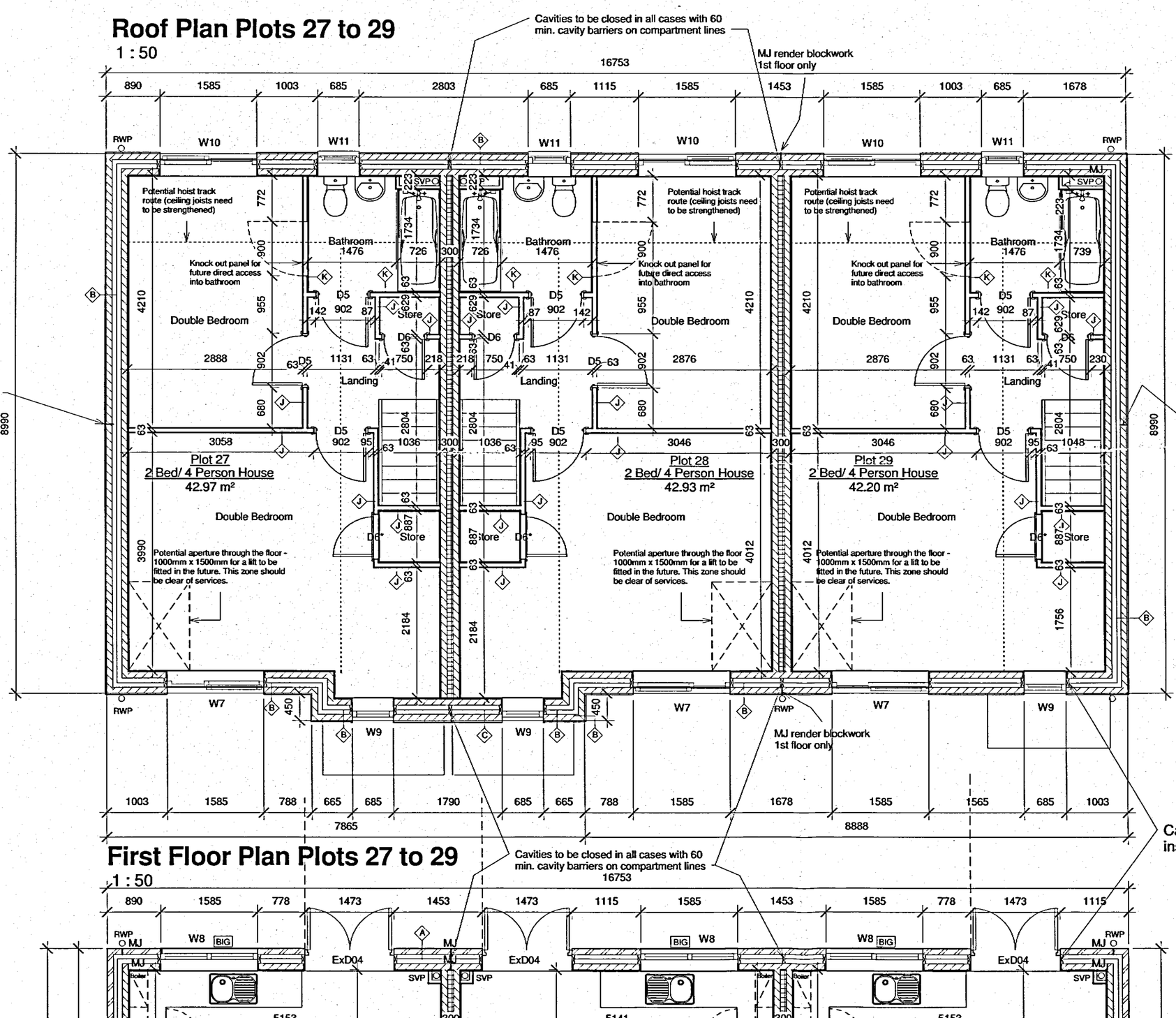

First Floor Plan Plots 27 to 29
1 : 50

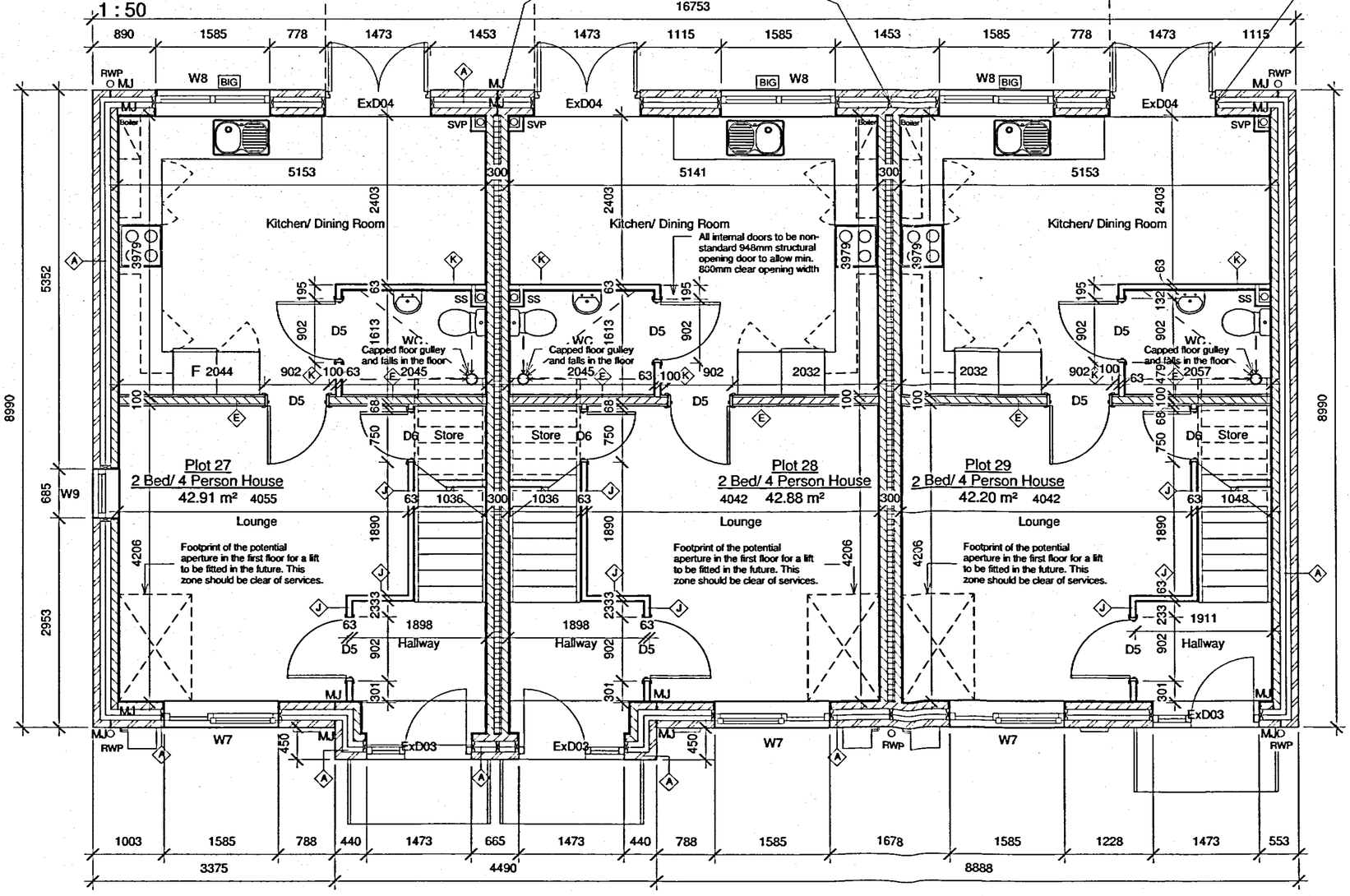

Ground Floor Plan Plots 27 to 29
1 : 50

Wall Type Key
1 : 20

Wall Type A : External masonary with brick outer leaf

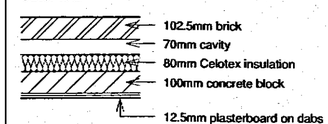

Wall Type B : External masonary with rendered finish (masonary outer leaf)

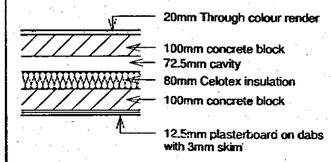

Wall Type C : External masonary with rendered finish (masonary outer leaf)



Wall Type D : Internal masonary sound resistant party wall (E-WM-20)

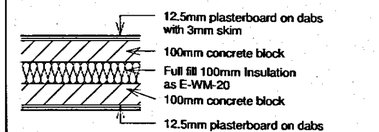

Wall Type E : Internal masonary walls



Wall Type J : Internal stud walls

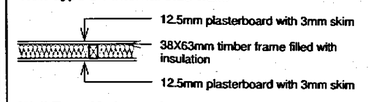

Wall Type K : Internal stud walls with reinforcement (bathroom & kitchen walls - Lifetime Homes requirement)

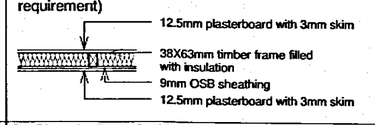

PLANNING AND BUILDING CONTROL
26 JUL 2012

Cavities closed in all cases with insulated proprietary closers

Rev	Description	By	Date
G	Dimension lines refined	NC	29/06/12
F	Revisions to windows	NC	22/06/12
E	Pier sizes to rear ground floor	NC	12/06/12
D	External door & window types revised	NC	28/05/12
C	Construction issue	NC	15/05/12
B	GA's upgraded to preliminary construction issue, plots renumbered, party wall construction revised to E-WM-20, movement joints added.	NC	12/04/12
A	Notes added and Ground Floor WC made larger & all internal doors to be non-standard 948mm structural opening door to allow min. 800mm clear opening width all in accordance with Design for Access 2	KA	28/11/11

Client
Willow Park Housing Trust

Job
Holly View, Hollyhedge Road, Manchester

Drawing
GA Plans_Plots 27 to 29

☐ Feasibility	Scale	As indicated	@ A1
☐ Design	Model	EMc	
☐ Tender	Sheet	NC	
☐ Contract	Checked	KA	
☒ Construction	Issue Date	24/02/11	Rev
☐ As Built	Drg. No.	P2854 - 208	G

POZZONI
T 0161 928 7848
F 0161 926 9428
E architects@pozzoni.co.uk
2 Woodville Road
Altrincham
WA14 2FH

C:\Revit Local Files\P2854 - Terrace of 3 Plots 27-29_Central_mcrompton.rvt
29/06/2012 13:05:46

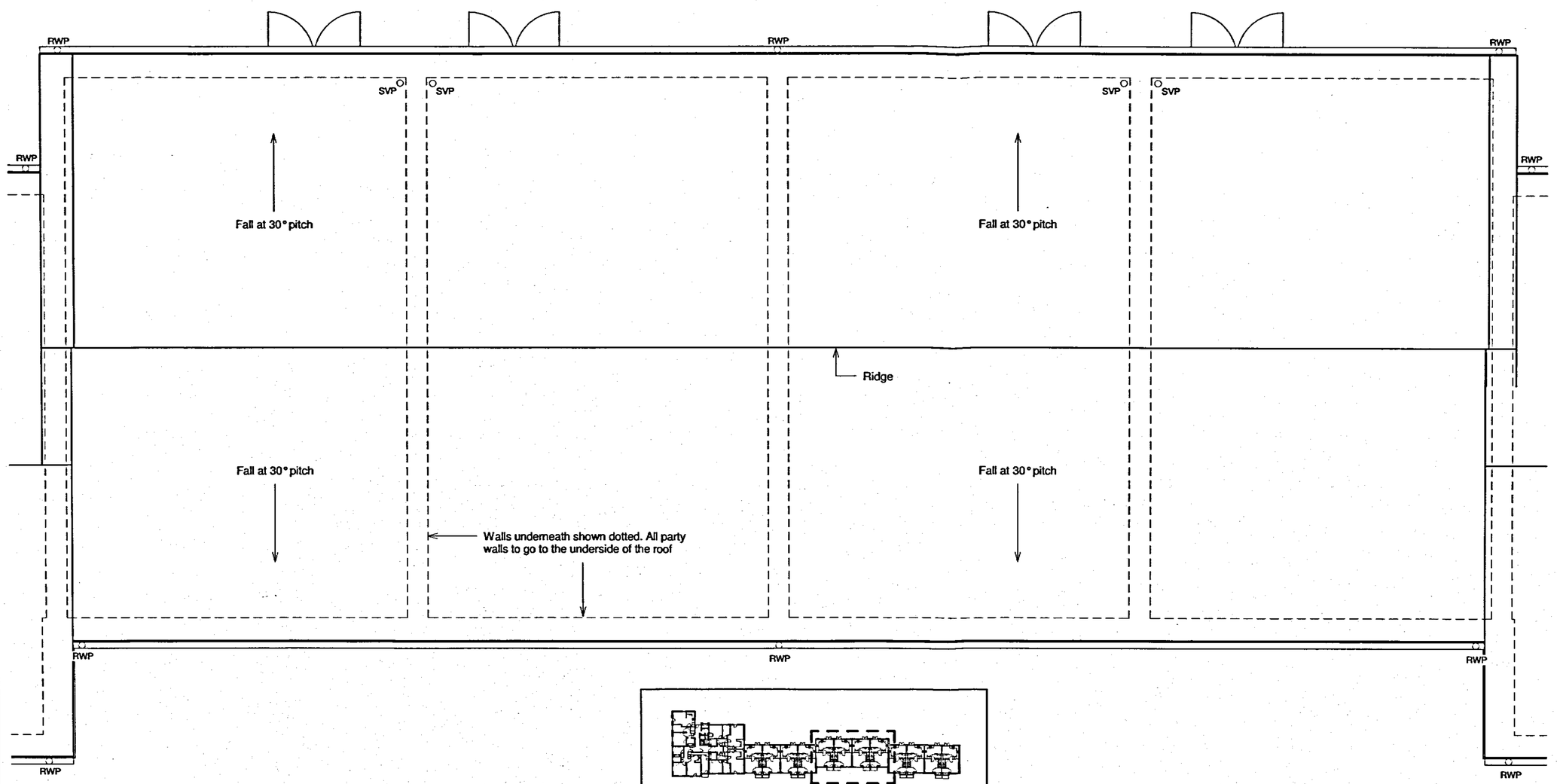

Roof Plan Plots 19 - 22

1 : 50

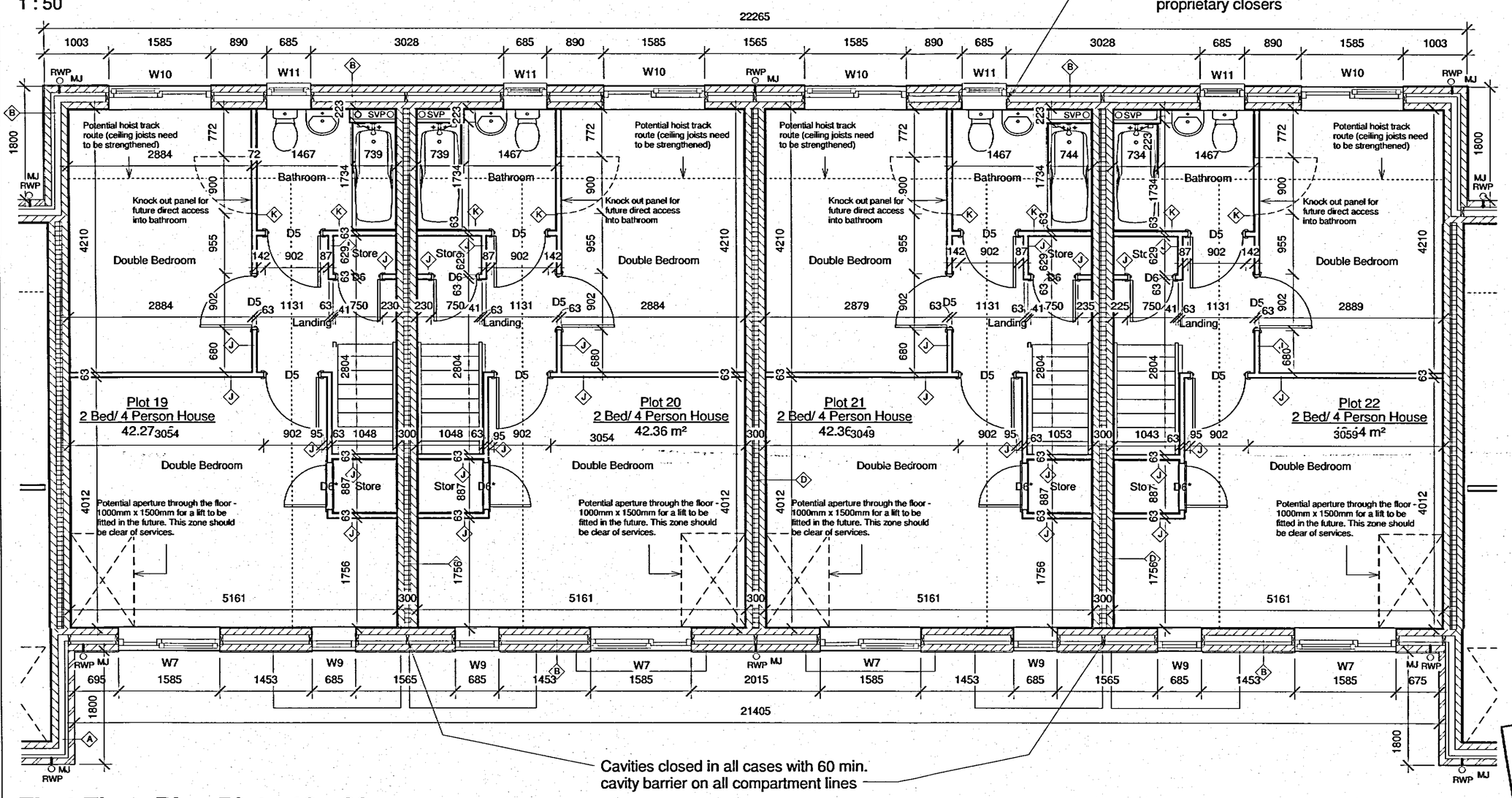

First Floor Plan Plots 19 - 22

1 : 50

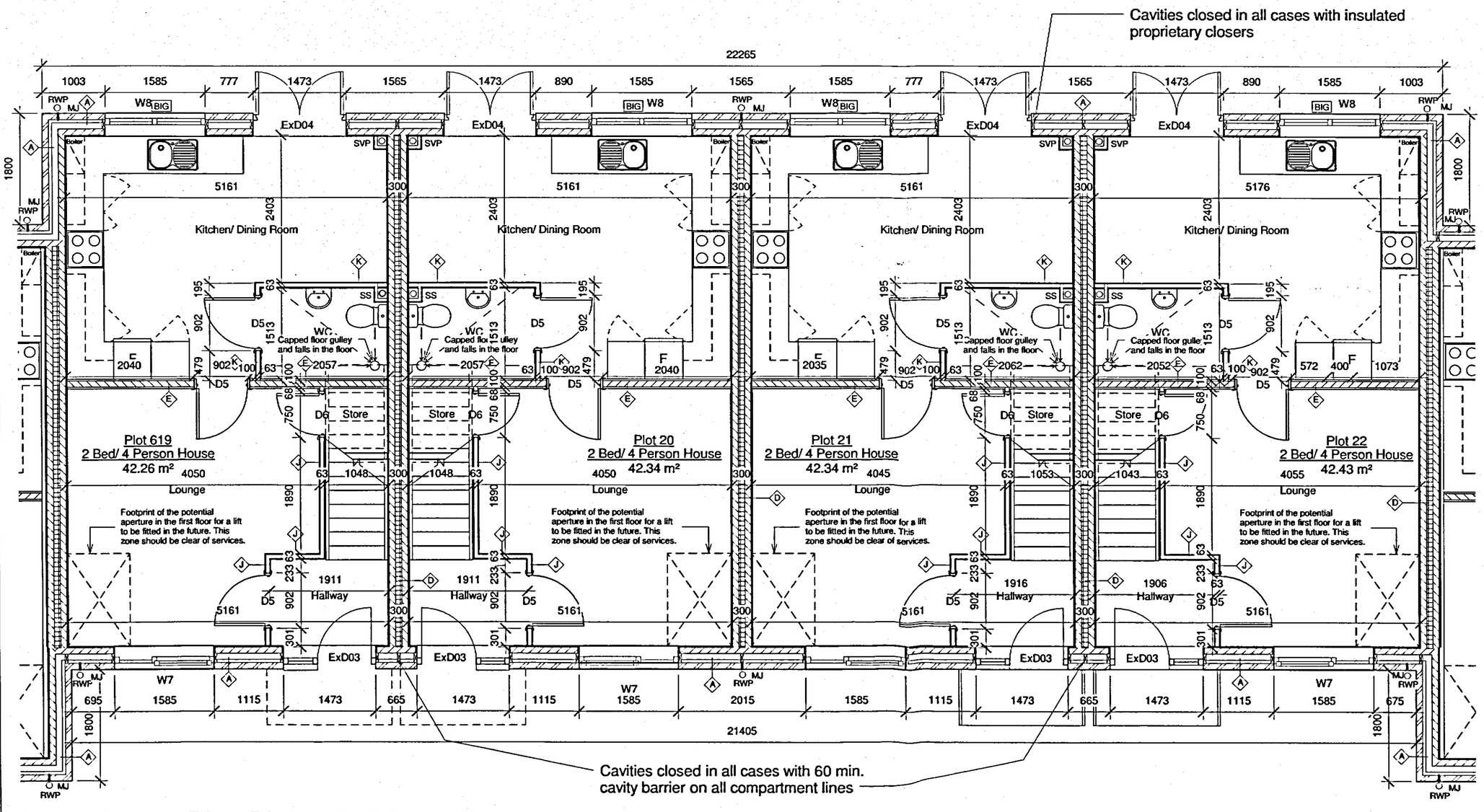

Ground Floor Plan Plots 19 - 22

1 : 50

C:\Revit Local Files\P2854 Terrace of 12 Plots 15-26_Central_ncrompton.rvt
29/06/2012 13:02:42

NOTES
The Contractor is to check all dimensions and conditions on site before commencing. Do not scale from this drawing.
This drawing remains the copyright of POZZONI LLP.

SCALE BARS - TO BE USED ONLY AS GUIDANCE

1:5	mm	50	150	250	350
1:10	mm	100	300	500	700
1:20	mm	500	800	1200	
1:50	mm	500	1500	2500	3500

Area Schedule (GIFA)_Block 2

Plot Number	Description	Area
19	2 Bed/ 4 Person House	42 m²
20	2 Bed/ 4 Person House	85 m²
21	2 Bed/ 4 Person House	85 m²
22	2 Bed/ 4 Person House	85 m²
619	2 Bed/ 4 Person House	42 m²

Window Schedule

Type Mark	Description	Width	Height
W7	3 pane window with single top hung opening light	1585	1725
W8	2/4 pane window with 1 opening lights	1585	1200
W9	2 pane window with top opening light	685	1725
W10	3 pane window with single top hung opening light	1585	1725
W11	Top hung window with opaque glazing	685	1275

Door Schedule

Type Mark	Description	Width	Height
D1	Flat entrance door, solid core venerred door	952	2100
D2	Single leaf solid core 6 panel door painted	926	2100
D3	Single leaf solid core 6 panel door painted	754	2100
D5	Single solid core six panel door, painted	902	2100
D6			
D6*	Single solid core door, painted	750	1400
ExD01	Glazed door with side light	1923	2325
ExD02	Single leaf door with vision panel and glazed side panel	1473	2100
ExD03	Double leaf door with full glass pane	1473	2250
ExD04	Entrance door and screen with electronic controls	965	2275
ExD05	Entrance door and screen (4 storeys high) with electronic controls		

Notes

General Notes:
For clarity, insulation within the walls is not shown on the floor plans. Refer to the wall type key for details of the wall build ups.

All dimensions are to the structure not the finishes.

This drawing is to be read in conjunction with the Employers Requirements and the Code for Sustainable Homes Assessment.

Abreviaions:
SVP Soil & Vent Pipe
RWP Rain Water Pipe
BIG Back Inlet Gulley

Materials:
Facing Brickwork - Ruddington Red multi

Render - Through-coloured

Boarding - Marley Cedral or similar approved. Colour to be confirmed. Areas of boarding to be framed with boarding on edge.

Artstone (cills and band course) - Yorkstone through buff coloured concrete

Windows - U-PVC: White

Bay - Steel framed structure, clad in Marley Operal boards. Colour to be confirmed.

Rainwater Goods - U-PVC: Black

Canopies - Acrylic arched canopy Lightline 1900mm wide or similar approved

Wall Type Key

1 : 20

Wall Type A : External masonary with brick outer leaf

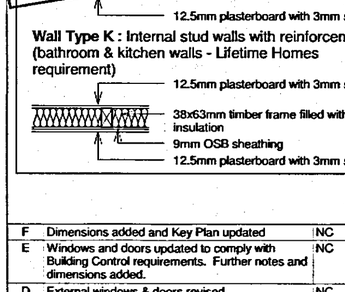

Wall Type B : External masonary with rendered finish (masonary outer leaf)

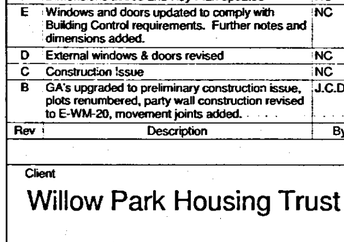

Wall Type C : External masonary with rendered finish (masonary outer leaf)

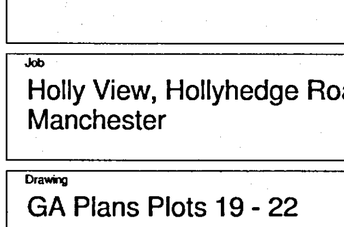

Wall Type D : Internal masonary sound resistant party wall (E-WM-20)

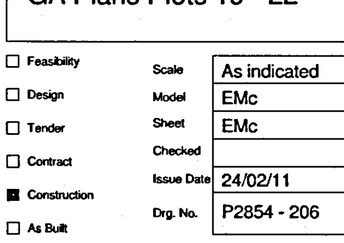

Wall Type E : Internal masonary walls



PLANNING AND BUILDING CONTROL
26 JUL 2012

Wall Type J : Internal stud walls

Wall Type K : Internal stud walls with reinforcement (bathroom & kitchen walls - Lifetime Homes requirement)

Rev	Description	By	Date
F	Dimensions added and Key Plan updated	NC	29/06/12
E	Windows and doors updated to comply with Building Control requirements. Further notes and dimensions added.	NC	22/06/12
D	External windows & doors revised	NC	28/05/12
C	Construction Issue	NC	15/05/12
B	GA's upgraded to preliminary construction issue, plots renumbered, party wall construction revised to E-WM-20, movement joints added.	J.C.D.	12/04/12

Client
Willow Park Housing Trust

Job
Holly View, Hollyhedge Road, Manchester

Drawing
GA Plans Plots 19 - 22

☐ Feasibility	Scale	As indicated	@ A1
☐ Design	Model	EMc	
☐ Tender	Sheet	EMc	
☐ Contract	Checked		
■ Construction	Issue Date	24/02/11	Rev
☐ As Built	Drg. No.	P2854 - 206	F

POZZONI
T 0161 928 7848
F 0161 926 9428
E architects@pozzoni.co.uk
2 Woodville Road
Altrincham
WA14 2FH