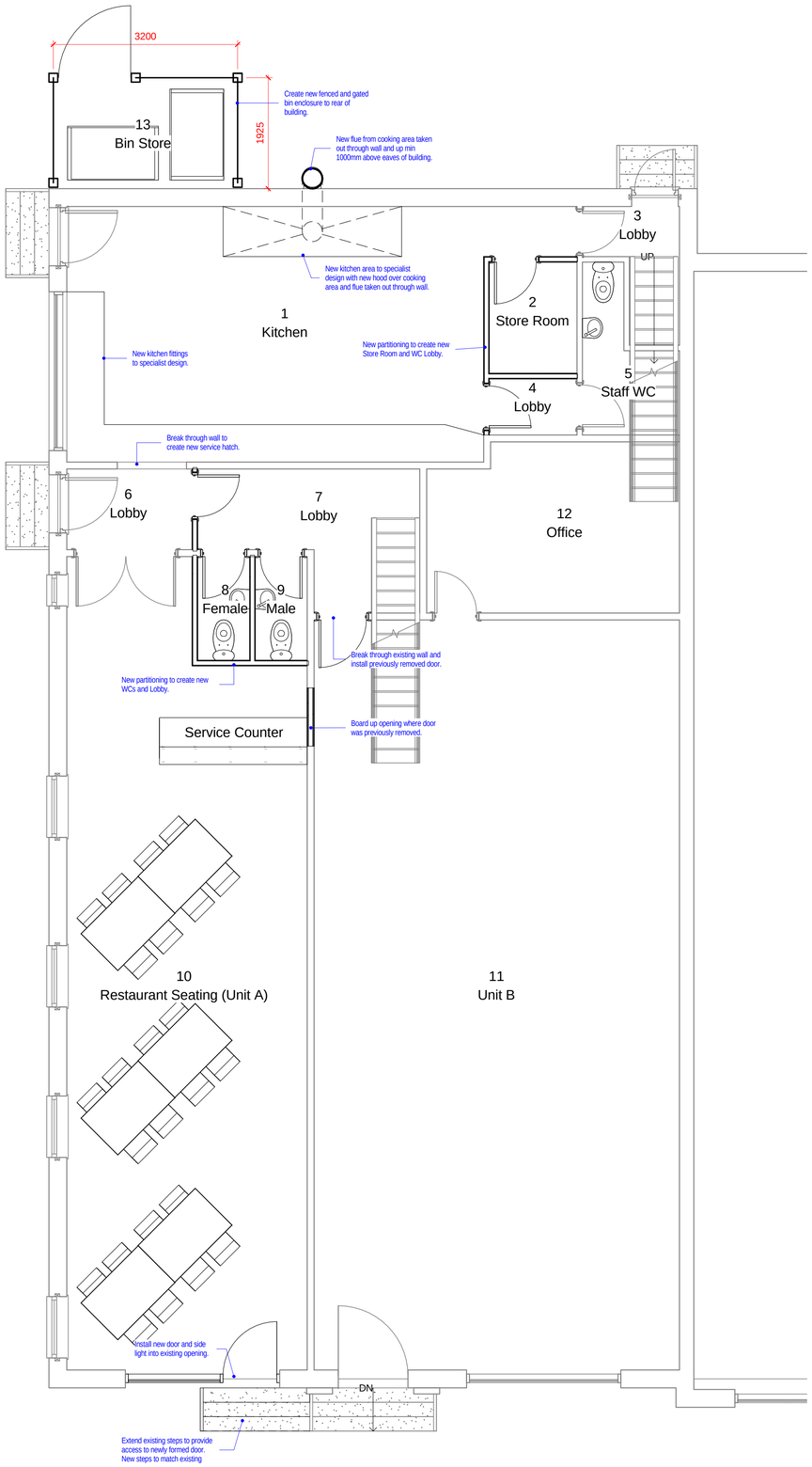

1 Proposed Ground Floor Plan
1 : 50

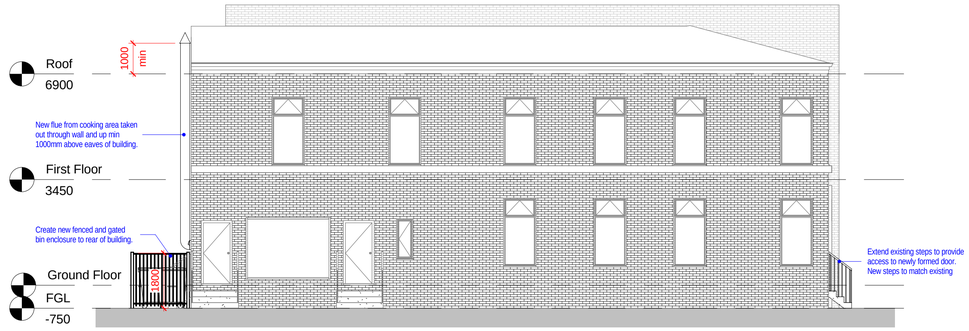

2 Proposed North West
1 : 100

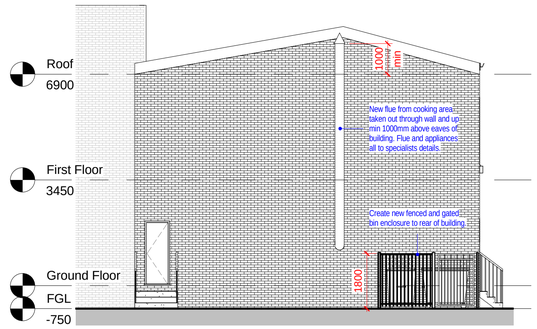

3 Proposed North East
1 : 100

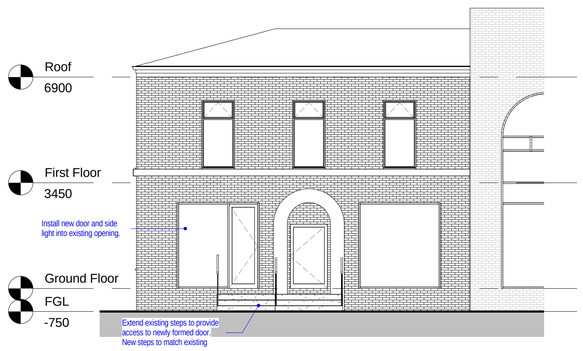

4 Proposed South West
1 : 100

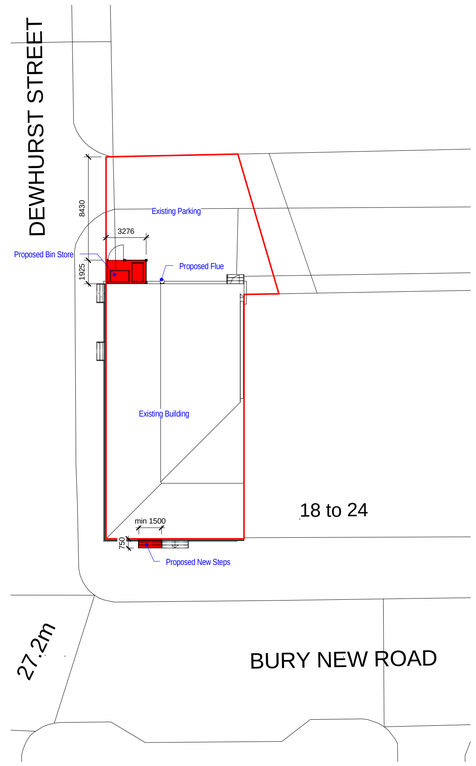

5 Prosed Site Plan
1 : 250

ARCHITECTURAL & CONSTRUCTION CONSULTANTS LTD. SHALL HAVE NO RESPONSIBILITY FOR ANY USE MADE OF THIS DOCUMENT OTHER THAN FOR THAT WHICH IT WAS PREPARED AND ISSUED.

ALL DIMENSIONS SHOULD BE CHECKED ON SITE.

DO NOT SCALE FROM THIS DRAWING

ANY DRAWING ERRORS OR DIVERGENCIES SHOULD BE BROUGHT TO THE ATTENTION OF ARCHITECTURAL & CONSTRUCTION CONSULTANTS LTD AT THE ADDRESS SHOWN BELOW.

NOTES

General Notes:

All alteration work or making good to be done and finshed to match existing

Key elements of a good extraction and ventilation system:

Elements to control odour
The extract ventilation system must deal with cooking smells, fumes and steam produced by cooking and be designed to prevent or minimise any nuisance caused to neighbours.

There are several elements that a satisfactory extract system will include:

A canopy, which should extend beyond the cooking equipment area by at least 225mm, must be provided to collect the cooking fumes and direct them into the ductwork. Metal canopies are best constructed of stainless steel. Grease filters should be incorporated into the cooker hood and should be easily removable for regular cleaning before they become clogged.

The ducting should be as straight and short as possible to ensure that fumes are discharged as effectively as possible. Care should be taken when designing the route of ducting to avoid proximity to residential or office windows on neighbouring properties, which could give rise to complaint. The duct material (usually galvanised steel) should have a smooth internal surface and its route out of the building should avoid sharp bends. Circular ducting is preferred, as it maximises the flow rate.

There will be a fan positioned within the ductwork to pull cooking fumes from the cooker hood to the point of discharge. To aid good dispersion of cooking fumes, the size of the fan motor must be adequate to ensure proper ventilation. As a minimum, the efflux velocity should be 8m/s to a maximum of 15m/s.

Final discharge should be vertically upwards and should terminate at least 1m above the eaves. If there are buildings nearby which are likely to have an effect on the dispersion and dilution of odour, the flue should terminate at least 1m above the eaves of that building. Ground level or low level discharges should generally be avoided. However, where high level fume dispersion is not appropriate, a suitably enhanced scheme of ventilation is required. The discharge should be unimpeded by flue terminals, although some terminations, such as accelerator cones and sleeves may be accepted.

Carbon filters are also required and are essential when cooking fried foods and/or foods with strong odours. Carbon filters should be fitted in the ductwork after the grease filters and before the fan and should be easily accessed for cleaning. The carbon filter should include pre-filters, as these ensure that no grease enters the carbon filters.

Access to all parts of the system is essential to allow routine cleaning of the system and maintenance of the filters.

Elements to control noise
Ventilation equipment must be designed and installed to avoid noise or vibration nuisance to neighbours.

There are several methods that a satisfactory extract system will use to control noise:

The fan and motor should be sited within the building's structure to minimise outdoor noise. The fan and motor unit should be fixed on anti-vibration mounts and be joined to ductwork using flexible couplings to prevent the transmission of vibrations either to the structure or along the ducting. The fan and motor unit should not be fitted on to walls or ceilings adjoining residential premises.

Noise from the ventilation and extraction systems should be kept as low as possible and should not be audible within nearby residential properties when the fan and motor unit are in operation. As a rough guide, if you cannot hear the fan or motor noise just outside the residential property, the noise should not be audible within it either.

The extract ducting should be rigid in construction and installed with anti-vibration mountings. Large section ducts may need bracing or stiffeners to prevent drumming.
Noise attenuators may be required if the fan is noisy.

REVISION / DESCRIPTION	DRAWN	CHECKED	DATE
KEYPLAN			
CLIENT			

Architectural & Construction
Consultants Ltd
33 Mere Drive
Clifton
Manchester, M27 8SD
United Kingdom
T: +(44) 746 2644 148
achiguma@icloud.com

PROJECT TITLE	Proposed New Restaurant at No. 26, Bury New Road, Manchester, M8 8EL
	ACC_2016_23
DRAWING TITLE	Proposed Alterations drawings
SCALE	@ A1 As indicated
DATE	
DRAWING No.	ACC_2016_23 - AP003
REVISION	