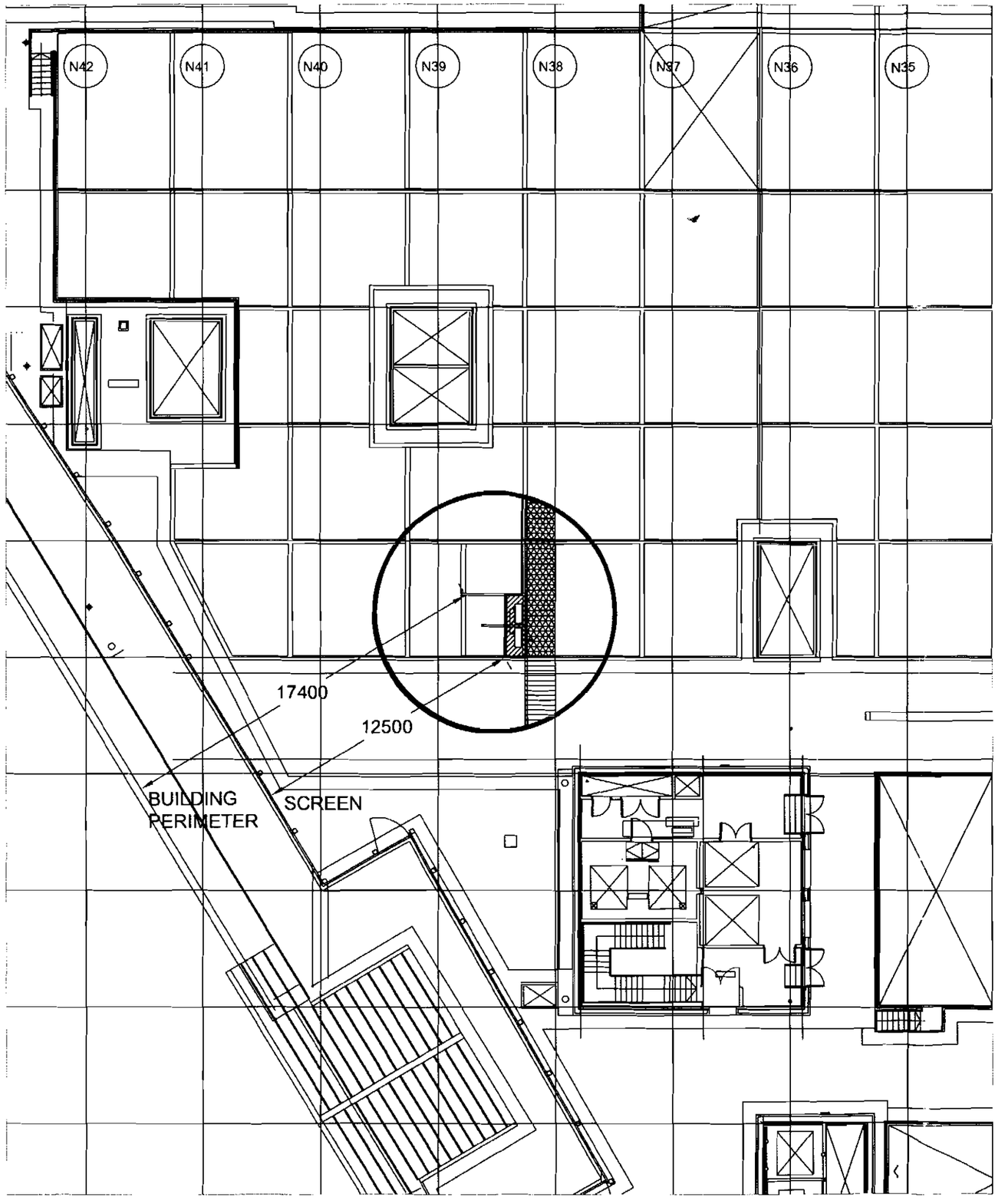

ROOF LAYOUT - Plant Area Location
NOT TO SCALE

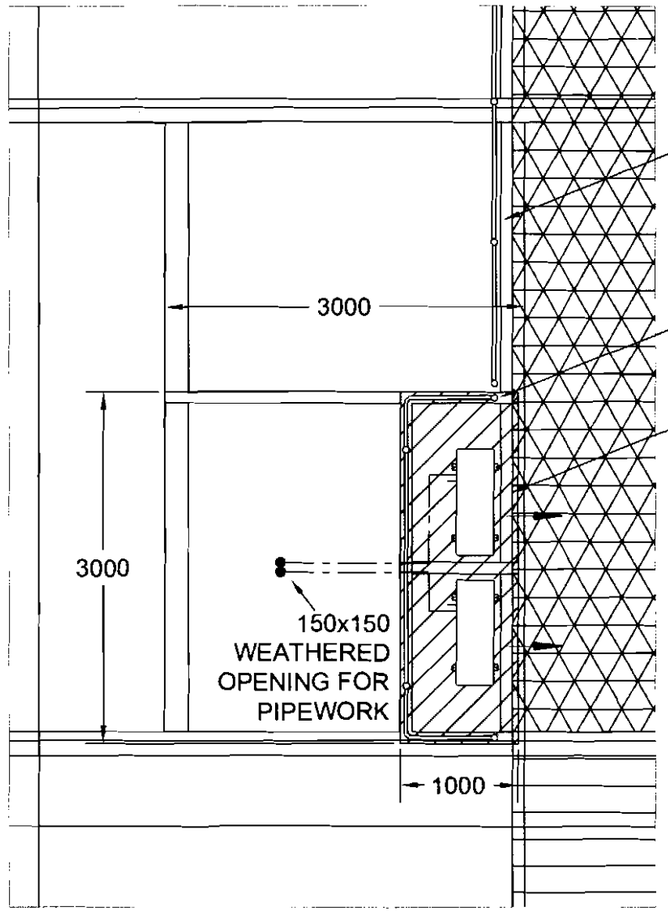

PLANT AREA DETAIL - Plan View
SCALE - 1:50 @ A3

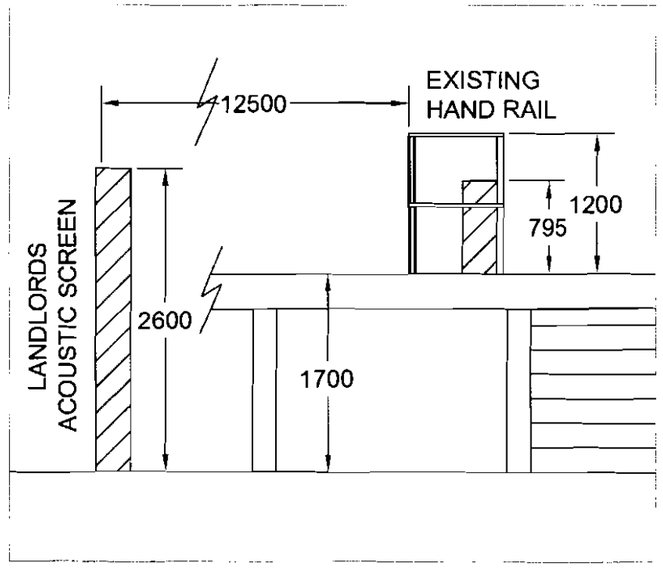

PLANT AREA DETAIL - Section
SCALE - 1:50 @ A3

EXISTING HANDRAIL CUT SHORT AND EXISTING END MOVED TO NEW POSITION

NEW HANDRAIL AROUND PERIMETER OF NEW DECKING

NEW DECKING FIXED TO NEW STEELWORK

Acoustic Data for Condensor Unit

Microphone position: 1m from front of unit & 1m from floor. A measuring scale (dB)

RAV-SM1100AT-E

cooling	heating
53	54

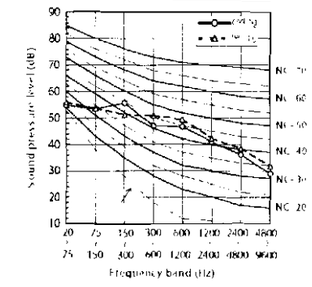

Rev	Description	Date
B	PLANT AREA DIMS ADDED	07/05/08
A	PLANT AREA UPDATED	30/04/08

metainy
Hellerman House
Harris Way
Sunbury on Thames
Middlesex TW16 7EW
Tel 01932 770454
Fax 01932 770455
Email info@metainy.co.uk
Web www.metainy.co.uk

Client
RIVER ISLAND

Project
L3/U3
ROOF LAYOUT
MANCHESTER ARNDALE

Title
PROPOSED LAYOUT FOR AIR CONDITIONING AND VENTILATION SYSTEMS

Drawn LSP | Date 04/10/07 | Scale NTS
Checked | Approved

Drawing No.
Q4395JD/2/REVB

Rev
B