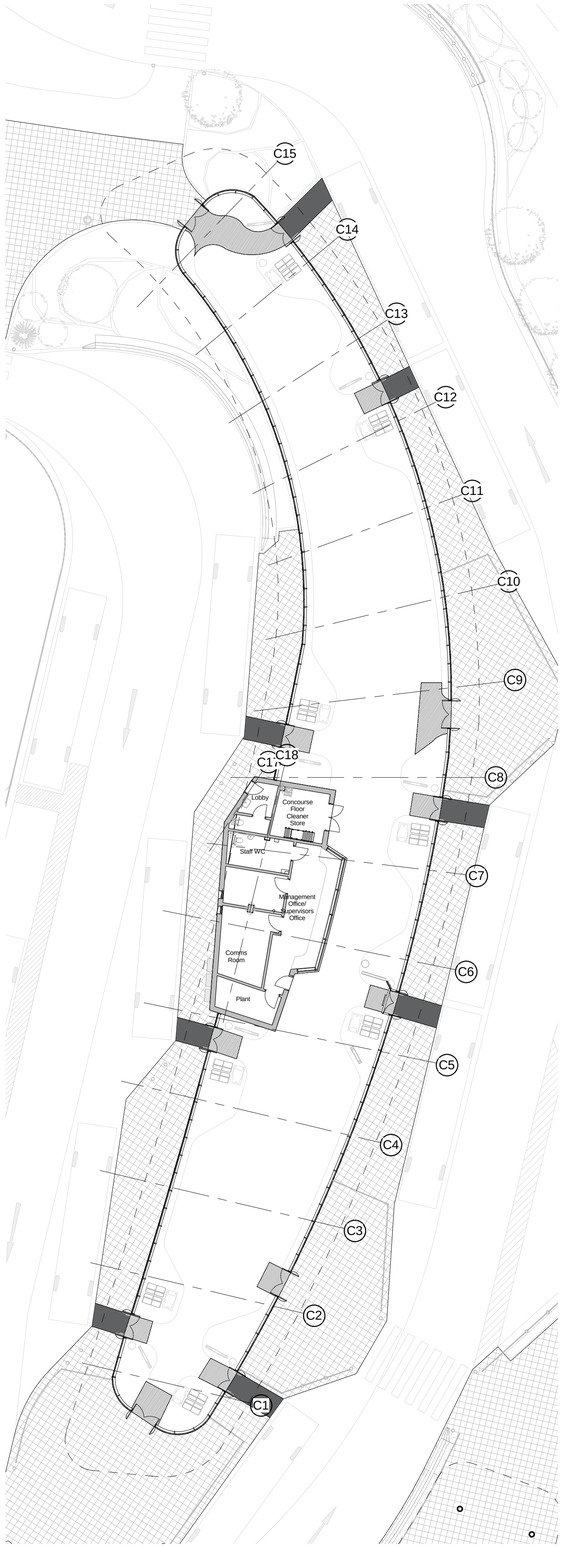

Concourse Ground Floor Plan
1 : 200

1 : 200
0 4 8 12m

N

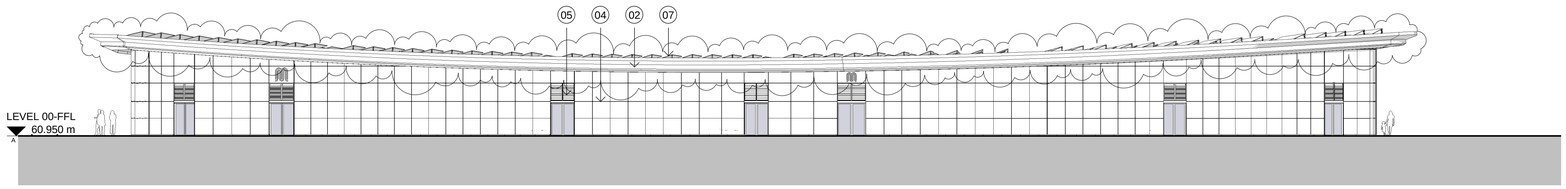

Concourse - East Elevation
1 : 200

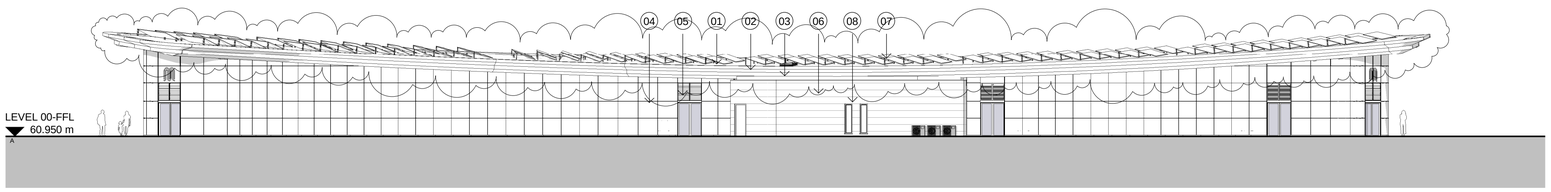

Concourse - West Elevation
1 : 200

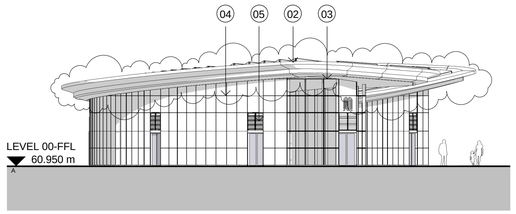

Concourse - North Elevation
1 : 200

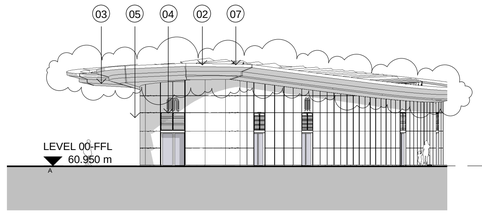

Concourse - South Elevation
1 : 200

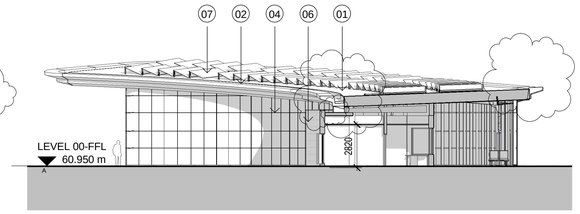

Concourse - Section AA
1 : 200

Concourse - Section BB
1 : 200



Concourse - Exterior View



Concourse - Interior View

Key Plan

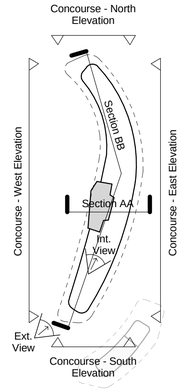

Materials Key

- 01 - Aluminium standing seam roof
- 02 - PPC metal flashing, colour silver
- 03 - Aluminium cassette panels, colour silver
- 04 - Structural glazing system with PPC mullions, colour grey
- 05 - Colt Coltlite glass louvred ventilator with aluminium frame, colour grey
- 06 - Natural stone cladding
- 07 - Roof mounted photovoltaic panels
- 08 - Grey aluminium window

Notes:

All Metrolink details shown here are outside the limits of this planning submission and are for information purposes only. All necessary powers and consents in respect of Metrolink have been previously secured.

PLANNING SUBMISSION

Rev	Description	Date	Dr by	App by
A	Eaves overhang reduced. Line of high level wall between concourse accommodation roof and main oversailing roof amended.	07.08.13	DH	AB

original by	date created	approved by
DH	24/08/12	AB

Aedas

Aedas Architects
Aedas Architects Ltd
7 Brewery Place
Brewery Wharf
Leeds LS10 1NE
United Kingdom

T +44(0)113 3858787
F +44(0)113 3858777
E leeds@aedas.com
aedas.com

client name	TfGM
project	Wythenshawe Transport Interchange
drawing	Proposed Concourse Building
computer file	C:\Revit Projects\0108-A-M3-XX-Building-CENTRAL 2013_dominic.husband.rvt
plot date	Oct 2012
project number	2010.01638
scale	As indicated @A1
drawing number	(PL)_A_006
rev	A
issue status	Planning

This drawing is to be read in conjunction with all related drawings. All dimensions must be checked and verified on site before commencing any work or producing shop drawings. The originator should be notified immediately of any discrepancy.
This drawing is copyright and remains the property of Aedas.