This design of this site is in accordance with the following Design Documentation:

Radio Base Station design Guide & Specification - Issue Date: 03/03/2008
Technical Guidance Notes - TGN 0092 to TGN 0124 inclusive

1. This drawing to be read in conjunction with MAN532A-Series drawings and standard Airwave drawings.
2. All dimensions are in mm unless otherwise noted.



PHOTO 1:- PROPOSED LOCATION IDENTIFIED



PHOTO 2:- PROPOSED ANTENNA LOCATION



Note: Antenna is 770mm long

PHOTO 3:- PROPOSED ANTENNA

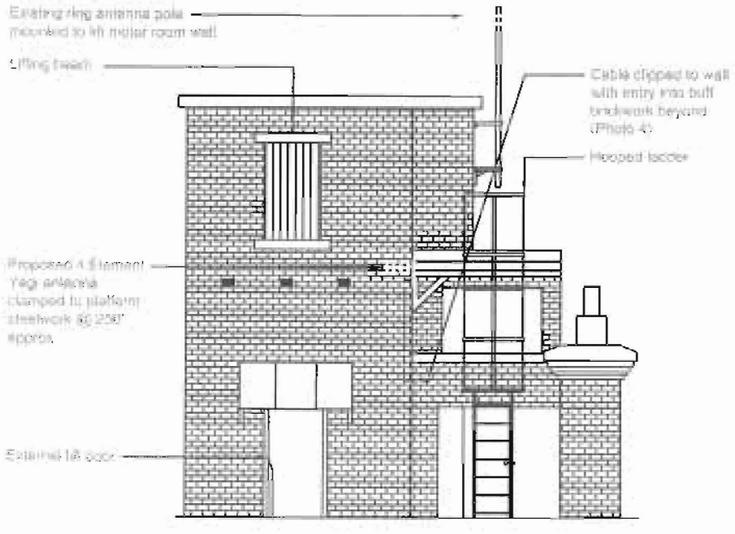

WEST ELEVATION OF LIFT MOTOR ROOM

Scale 1:

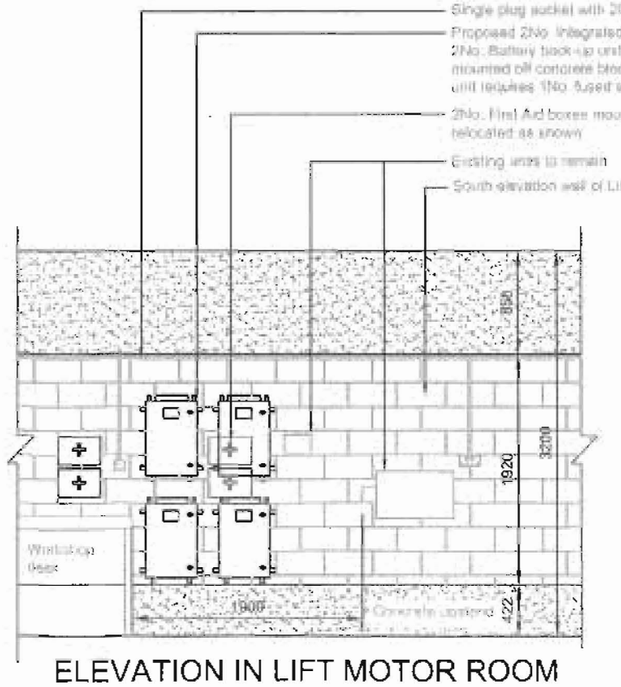

ELEVATION IN LIFT MOTOR ROOM

Scale 1:50

Rev	Date	Amendments	Drawn By	Approved By
B	22.05.2008	Minor amendments	K.B.	K.H.
A	21.05.2008	Minor amendments	K.B.	K.H.

RECD 29 MAY 2008
FOR ACTION

CAPITA SYMONDS
Consulting Civil, Structural & Geotechnical Engineers

Cheadle Hulme
Tele No: 0044 (0)161-486-3960
Facsimile No: 0044 (0)161-488-4845
E-mail: capitasymonds.cheadle2@capita.co.uk

www.capitasymonds.co.uk

AIRWAVE
Airwave Solutions Ltd
1st Floor, Wellington Street, Slough. SL1 1YP.

Job Title
MIDLAND HOTEL - MAN532A
FREE TRADE HALL, PETER STREET
MANCHESTER, LANCASHIRE, M60 2DS

Drawing Title
PLANNING DRAWING
PROPOSED EQUIPMENT LOCATIONS
SHEET B2

Scale	Consultant reference	
Refer to Detail	014082-48967	
Drawn by: S.P.	Checked by: S.P.	Approved by: K.H.
Date drawn: 14.04.07	Date checked: 21.04.08	Date approved: 21.04.08

Drawing no.
MAN532A-GA-02B