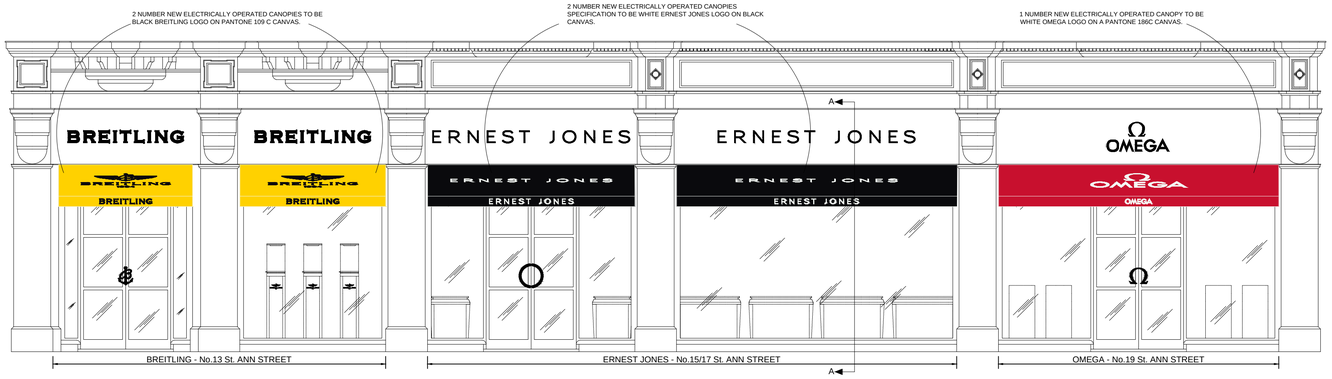

SHOPFRONT ELEVATION (CANOPIES OPEN)

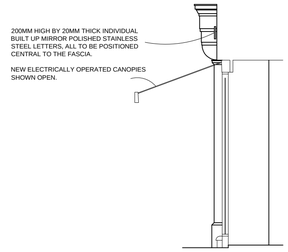

SECTION ON A-A

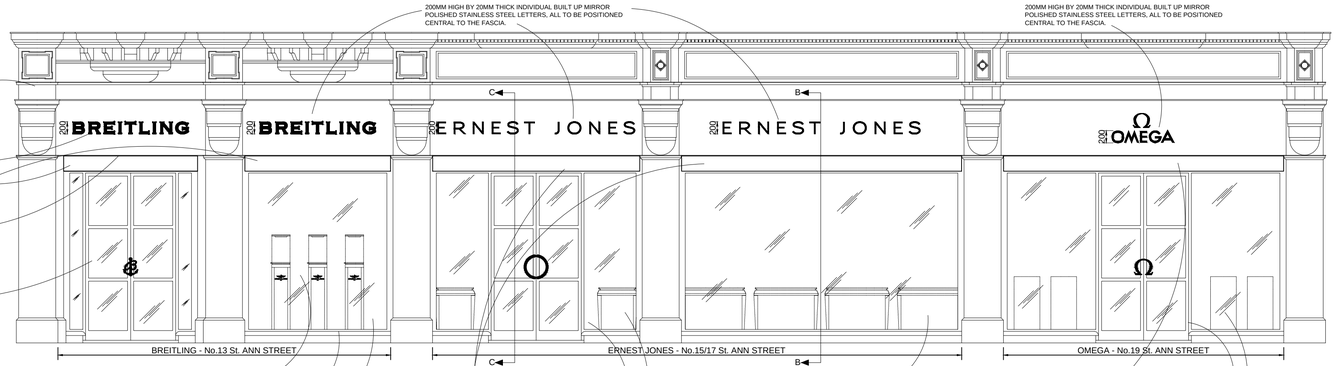

SHOPFRONT ELEVATION (CANOPIES CLOSED)

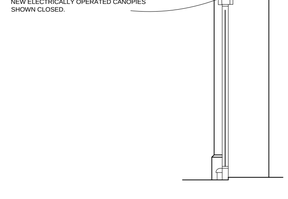

SECTION ON B-B

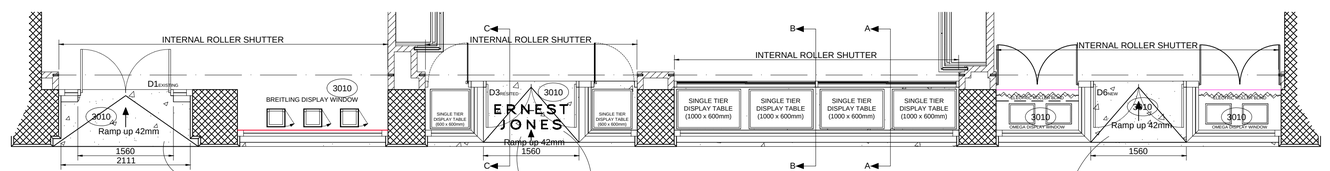

SHOPFRONT PLAN

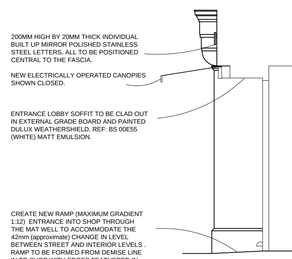

SECTION ON C-C

NOTES

GENERAL NOTES
THIS DRAWING IS TO BE READ IN CONJUNCTION WITH ANY SPECIFICATION AND/ OR SCOPE OF WORKS PREPARED, ALONG WITH THE TENANTS CENTRE MANAGEMENT SHOPFIT GUIDE AND ALL OTHER RELEVANT DOCUMENTS. IN ANY DISCREPANCY BETWEEN THIS DRAWING AND THE SAID DOCUMENTS, PLEASE CONTACT THE PROJECT MANAGER FOR CLARIFICATION.

SETTING OUT
THE CONTRACTOR SHALL NOTE THAT ALL DRAWINGS HAVE BEEN PREPARED FROM DIGITAL SURVEY DATA AND THAT THE ACCURACY OF DIMENSIONS SCALED FROM THESE DRAWINGS ACCURACY CANNOT BE ASSUMED. IT IS THE CONTRACTOR'S SOLE RESPONSIBILITY TO CARRY OUT A SITE SURVEY, SITE DIMENSIONS AND PROCURE RODS AT A MINIMUM SCALE OF 1:20 FOR APPROVAL BY DESIGNERS. ALL DETAILS WILL BE SUBJECT TO THE APPROVAL OF CONTRACTOR'S RODS AND SITE SET STRIP OUT.
DO NOT SCALE FROM THIS DRAWING, ALL DIMENSIONS ARE IN MILLIMETRES UNLESS OTHERWISE STATED.
THE CONTRACTOR SHALL VISIT SITE AND ALL EQUIPMENT SIZES TO BE VERIFIED PRIOR TO WORK COMMENCING.

WORKS TO EXISTING SHOP UNIT
1. CARRY OUT ALL NECESSARY PROTECTION OF THE LANDLORD'S STRUCTURE, FASCIA, & SHOP FRONT DURING THE WORKS.
2. ERECT TEMPORARY HOARDINGS AS REQUIRED BY THE LANDLORD OR LOCAL AUTHORITY.
3. CAREFULLY REMOVE WHERE APPLICABLE SHOWN UPON THE DRAWINGS EXISTING SHOPFRONTS, ROLLER SHUTTERS, DOORS, PARTITIONS, FASCIA'S, SIGNS ETC.
N.B. EXERCISE CARE WHEN REMOVING GLASS.
4. CAREFULLY DEMOLISH ALL UNMANTED PARTITIONS AND STRIP OUT FIXTURES AND FITTINGS, FLOOR FINISHES, WALL AND CEILING FINISHES AS STATED UPON THE DRAWING AND AS REQUIRED BY THE NEW LAYOUT.
5. WHERE EXISTING ITEMS ARE TO BE RETAINED, PROVIDE ADEQUATE PROTECTION TO AVOID DAMAGE DURING THE WORKS.
6. MAKE GOOD, REPAIR, REINSTATE AS REQUESTED BY THE PROJECT MANAGER, ANY OR DISTURBED SERVICES, IRRESPECTIVE OF CAUSE.
7. REMOVE ALL RUBBISH, DEBRIS AND WASTE FROM THE AREA OF WORKS, AND FROM THE SITE.
8. BEFORE ANY NEW WORKS COMMENCE, NOTIFY THE PROJECT MANAGER OF ANY DISCREPANCIES BETWEEN THE SITE AND THE DRAWINGS/ SCOPE OF WORKS.

HOARDINGS (WHERE REQUIRED).
ALL HOARDINGS ARE TO COMPLY WITH THE LANDLORDS, FIRE OFFICER'S AND LOCAL AUTHORITY REQUIREMENTS. ALL HOARDINGS TO BE CONTINUOUS WITH NO GAPS OR OPENINGS ARE ALLOWED WITHIN THE HOARDING UNLESS OTHERWISE REQUESTED. THE INTEGRITY OF THE HOARDING IS TO BE MAINTAINED UNTIL THE SHOPFRONT, INCLUDING THE GLASS AND SHUTTERS, ARE INSTALLED. ALL OPENINGS MUST BE COVERED AND ALL GLAZING OBSCURED UNTIL THE INTERIOR OF THE SHOP IS COMPLETED.

FIRE SAFETY DETAILS
ALL FIRE SAFETY SIGNS MUST COMPLY WITH THE EUROPEAN SAFETY SIGN DIRECTIVE 92/58/EEC AND BS5499 PART 1, PLUS BE IN ACCORDANCE WITH THE HEALTH AND SAFETY (SAFETY SIGNS AND SIGNALS) REG. 96. ALL FIRE EXIT FURNITURE AND FIRE FIGHTING EQUIPMENT MUST BE TO THE APPROVAL OF THE FIRE OFFICER AND COMPLY TO BS5725. ALL STAFF ARE TO BE FULLY CONVERSANT WITH ALL FIRE ALARM PROCEDURES AND EVACUATION METHODS, PLUS THE USE OF FIRE FIGHTING EQUIPMENT.

SURFACE SPREAD OF FLAME
ALL WALL AND CEILING FINISHES ARE TO COMPLY WITH THE FOLLOWING MINIMUM STANDARDS: CLASS 1 . GENERAL RETAIL AND ANCILLARY AREAS.

EMERGENCY LIGHTING
ALL EMERGENCY LIGHTING FITTINGS BEING RETAINED MEET CURRENT REGULATIONS AND ARE IN FULL WORKING ORDER. INSTALL NEW FITTINGS WHERE INDICATED UPON THE DRAWINGS AND IF THE EXISTING LIGHTS DO NOT COMPLY. ALL EMERGENCY LIGHTING MUST COMPLY WITH THE HEALTH AND SAFETY (SAFETY SIGNS AND SIGNALS) REG.96 AND BS5047 PART 1. THEREFORE MAINTENANCE ILLUMINATION FOR A MINIMUM PERIOD OF THREE HOURS VIA A SELF CONTAINED BATTERY BACK UP.

SALES FLOOR LIGHTING.
ALL SALES FLOOR LIGHTING, EXCEPT FEATURE FITTINGS ARE TO BE SUPPLIED BY IGUZZINI LIGHTING.
UNIT 3
MITCHAM INDUSTRIAL ESTATE
LONDON TAMAR ROAD
MITCHAM
SURREY
CR4 2AP
TEL. 0208 646 4141 FAX: 0208 640 6910

EXISTING SWITCH GEAR/ FUSE BOX/ WIRING
THE ELECTRICAL CONTRACTOR IS TO ALLOW FOR RECONFIGURING EXISTING SWITCH GEAR, FUSE BOARD AND TIME CLOCK TO SUIT NEW REFURB /REFIT. ALL EXISTING ELECTRICAL GOODS ARE TO BE FULLY TESTED AND REPLACED IF NECESSARY, TO COMPLY WITH IEE REGULATION. EXISTING WIRING, IF RETAINED, IS TO BE CHECKED TO MEET CURRENT IEE REGULATIONS AND TO BE REWIRED WHERE NECESSARY.

ELECTRICAL INSTALLATION
THE ELECTRICAL CONTRACTOR IS TO ALLOW FOR WIRING AND INSTALLATION OF ALL THE NEW FREE ISSUE LIGHTS SUPPLIED BY THE CLIENT, ALONG WITH THE SUPPLY AND INSTALLATION OF ANY NEW LIGHTING THE THE BACK OF HOUSE AREAS, AND ELECTRICAL POINTS (IF APPLICABLE AND INDICATED UPON THE DRAWINGS (IE SOCKETS, FUSE SPUR). EXISTING FITTAGS BEING RETAINED ARE TO BE CHECKED TO ENSURE THAT THEY ARE IN GOOD WORKING ORDER AND COMPLY TO IEE REGULATIONS. THE CONTRACTOR IS ALSO TO LIAISE WITH ALL OTHER NOMINATED SUBCONTRACTORS SO AS TO PROVIDE THE NECESSARY ELECTRICAL POINTS/ POWER SUPPLY REQUIREMENTS. THE WHOLE ELECTRICAL INSTALLATION IS TO BE CARRIED OUT IN ACCORDANCE WITH THE CURRENT EDITION OF IEE REGULATIONS AND IS UNDERTAKEN BY AN NIC IEE APPROVED CONTRACTOR. THE CONTRACTOR IS TO PROVIDE AN NIC IEC COMPLETION CERTIFICATE UPON COMPLETION.

ELECTRICAL INSTALLATION - UNITRY
THE ELECTRICAL CONTRACTOR IS TO LIASE WITH 'REFLECTRONI ON WIRING OF UNITRY.
DISPLAY COUNTERS
EACH COUNTER IS WIRED IN A DAISY CHAIN FROM THE PREVIOUS COUNTER THROUGH A 70mm GROMIT IN THE SIDE OF THE COUNTER BASE. ELECTRICAL CONTRACTOR IS TO ALLOW FOR THROUGH WIRING.
CASH TILLS
EACH TILL POINT WILL REQUIRE 5no. CONDUITS WITH DRAW WIRES, 1no. BT, 1no. EPOS DATA, 1no. EPOS ELECTRICAL, 1no. COUNTER SUPPLY, 1no. SUPPLY TO TWIN SOCKET OUTLET FLOORBOX.
MAIN CONTRACTOR TO SUPPLY, INSTALL & TEST ALL THE FINAL ELECTRICAL REQUIREMENTS FOR THE TILL AREA & TO PROVIDE CASH & TILL AND POWER SUPPLY TO ALL OTHER SERVICES, PROVIDE BY SPECIALIST SUB-CONTRACTORS. THE MAIN CONTRACTOR IS TO MAKE GOOD AS NECESSARY, ALL EXISTING SCREED IN PREPARATION FOR LAYING NEW FLOOR.

TILL POINT BUZZERS
SHOPFITTER TO FIT BUZZERS FROM TILL POINTS TO STAFF ROOM, OFF SALES OFFICE. LOCATION TO BE AGREED WITH PROJECT MANAGER.

FIRE ALARM SYSTEM
THE CONTRACTOR IS TO ALERT/ ADAPT OR PROVIDE NEW WHERE NECESSARY, THE EXISTING FIRE ALARM PANEL, DETECTION AND WARNING SYSTEM TO SUIT THE NEW LAYOUT. ANY EXISTING FITTAGS BEING RETAINED ARE TO BE FULLY TESTED TO ENSURE THAT THEY ARE IN GOOD WORKING ORDER AND COMPLY TO IEE REGULATIONS. THE WHOLE SYSTEM IS TO BE A LANDLORDS SYSTEM AND IN ACCORDANCE WITH BS5839 PART1 1988. NEW CABLING IS TO BE MICC RED SHEATHED 750W GRADE. ALL WORK IS TO BE APPROVED BY THE LOCAL FIRE DEPARTMENT AND TEST CERTIFICATION IS TO BE PROVIDED UPON COMPLETION.

SPRINKLERS (WHERE NECESSARY)
SPECIALIST SUBCONTRACTOR TO ALTER AND ADAPT EXISTING SPRINKLER HEAD POSITIONS OR FIT NEW TO SUIT CEILING LAYOUT. SPRINKLERS AT HIGH LEVEL TO REMAIN AS EXISTING BUT BE FULLY TESTED AND REPLACED WHERE NECESSARY. ALL WORKS TO BE CARRIED OUT BY LPC APPROVED CONTRACTOR AND FULL DETAILS, DRAWINGS AND CALCULATIONS ARE TO BE PROVIDED FOR THE APPROVAL OF LANDLORD AND LOCAL FIRE OFFICER PRIOR TO INSTALLATION. TEST CERTIFICATION IS TO BE PROVIDE UPON COMPLETION. ALL WORKS TO BE IN ACCORDANCE WITH BS5306 PART2 2/1/95.

NEW PARTITION AND DOORS
ALL NEW WALLS AND DOORS ARE TO ACHIEVE A MINIMUM OF 1/2 HOUR FIRE RESISTANCE UNLESS OTHERWISE STATED. DOOR FRAMES ARE TO HOUSE SMOKE SEAL AND INTUMESCENT STRIPS. THE DOOR IS TO BE 44mm SOLID CORE AND FITTED WITH DOOR CLOSER, ALL TO THE APPROVAL OF THE FIRE OFFICER.

EXTERNAL SIGNAGE
THE CONTRACTOR IS TO LIASE WITH THE SPECIALIST SUB-CONTRACTOR TO FIX SUITABLE FIXING GROUNDS AND LOCAL POWER ADJACENT TO THE SIGN LOCATIONS. A TIME CLOCK WILL BE REQUIRED FOR CONTROL OF ALL EXTERNAL SIGNS AND BE LOCATED AT REAR OF THE STORE. A RECESSED FIREMAN'S SWITCH IS REQUIRED FOR ALL NEON FASCIA SIGNAGE LOCATED. FACE PLATE TO BE FINISHED TO MATCH SNOWDRIFT 0502-Y WITH ALL WRITING IN RED.

M & E VENTILATION/ AIR CONDITIONING
ALL WORKS TO COMPLY WITH BS5720 1979 AND PART F1 OF THE BUILDING REGULATIONS, PLUS ANY LANDLORD'S REQUIREMENTS. DRAWINGS AND CALCULATIONS ARE TO BE PRODUCED BY A SPECIALIST SUBCONTRACTOR FOR APPROVAL. THE MAIN CONTRACTOR IS TO LIASE WITH SUBCONTRACTORS FOR ANY BUILDING WORKS THEY REQUIRE.

REVISIONS
Rev A Canopies added 08.02.13

PROPOSED

THIS PROJECT HAS BEEN ASSESSED UNDER THE CONSTRUCTION (DESIGN & MANAGEMENT) REGULATIONS 2007 AND IS CLASSIFIED AS FOLLOWS:
NON NOTIFIABLE ☐ NOTIFIABLE ☑
REFER TO SEPARATE CDM DOCUMENTS & RISK ASSESSMENT FOR INFORMATION

REFERENCE DRAWINGS
Developers Drawings

FIT OUT TYPE
Prestige

PROJECT
Ernest Jones
13 -19 St Ann Street
Manchester

DESCRIPTION
PROPOSED SHOPFRONT

SCALE	DATE
1:50 & 1:5	09/01/13
DRAWN BY	JOB No.
PJT	13.002
DRAWING No.	REVISION
1215-03-07	A

SIGNET
Store Development

COPYRIGHT IS RESERVED BY SIGNET TRADING Ltd. AND IS ISSUED ON THE CONDITION THAT IT IS NOT COPIED OR DISCLOSED BY OR TO ANY UNAUTHORISED PERSONS WITHOUT PRIOR CONSENT FROM SIGNET TRADING LTD
THIS DRAWING SHOULD NOT BE SCALED. THE CONTRACTOR SHOULD CHECK ALL DIMENSIONS ON SITE. ANY ERROR OR OMISSION SHOULD BE REPORTED TO SIGNET TRADING Ltd.