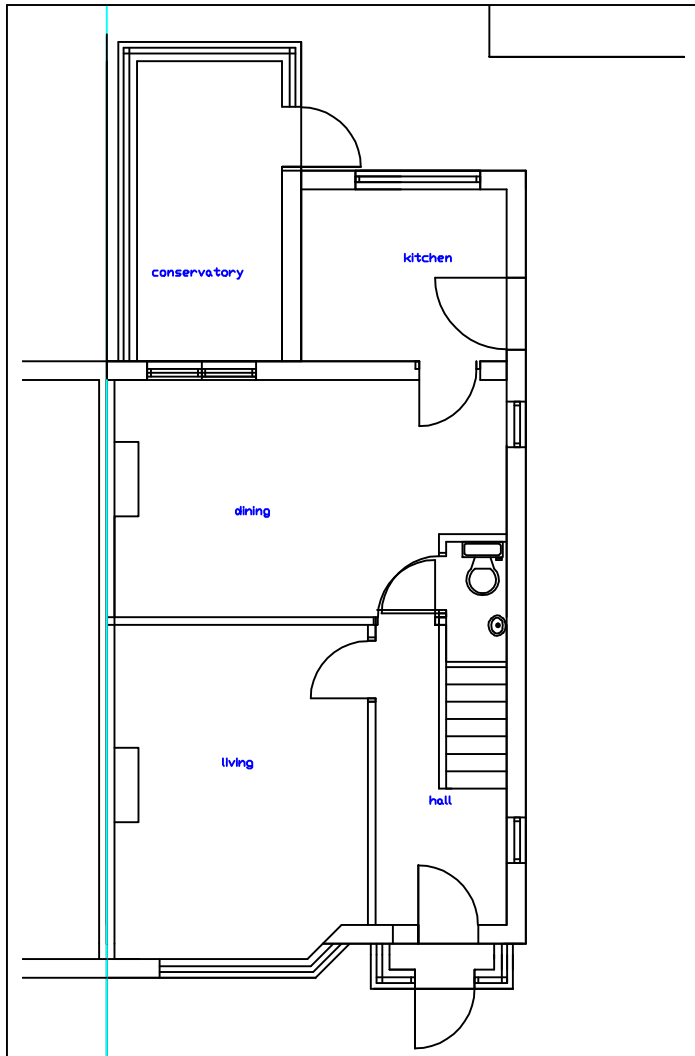

EXISTING GROUND FLOOR
1:100

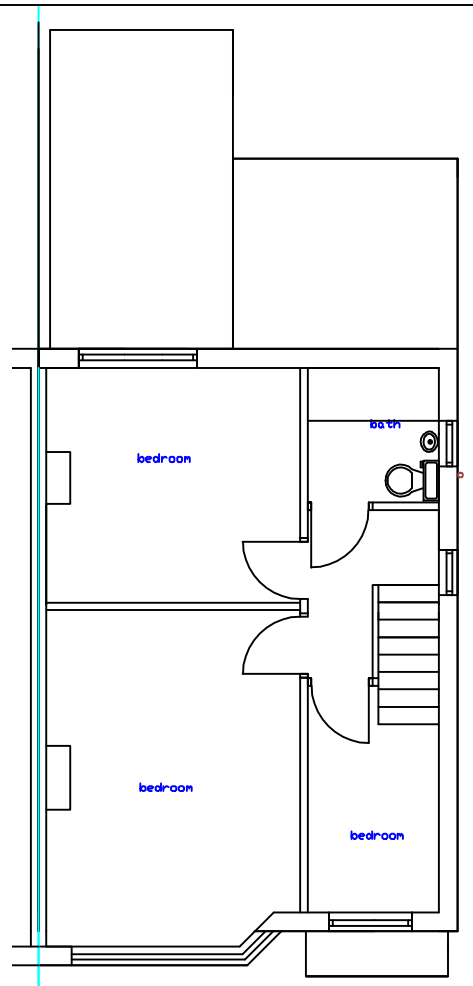

EXISTING FIRST FLOOR
1:100

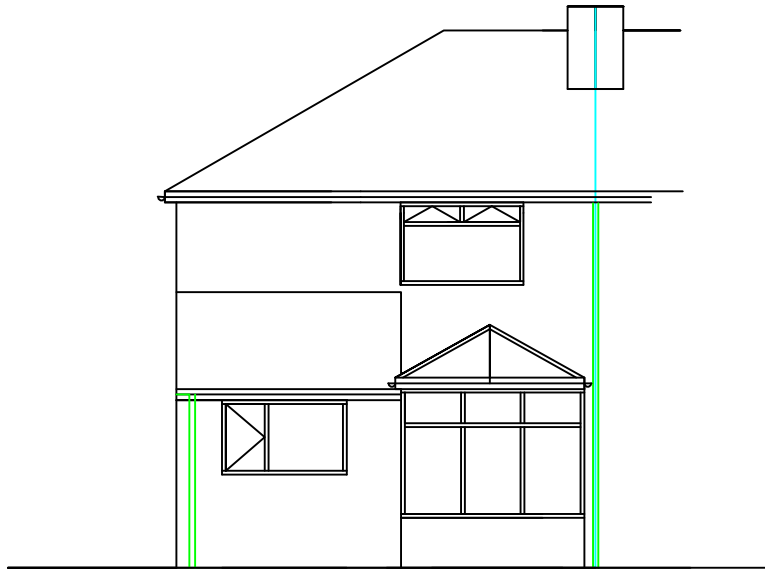

EXISTING REAR VIEW
1:100

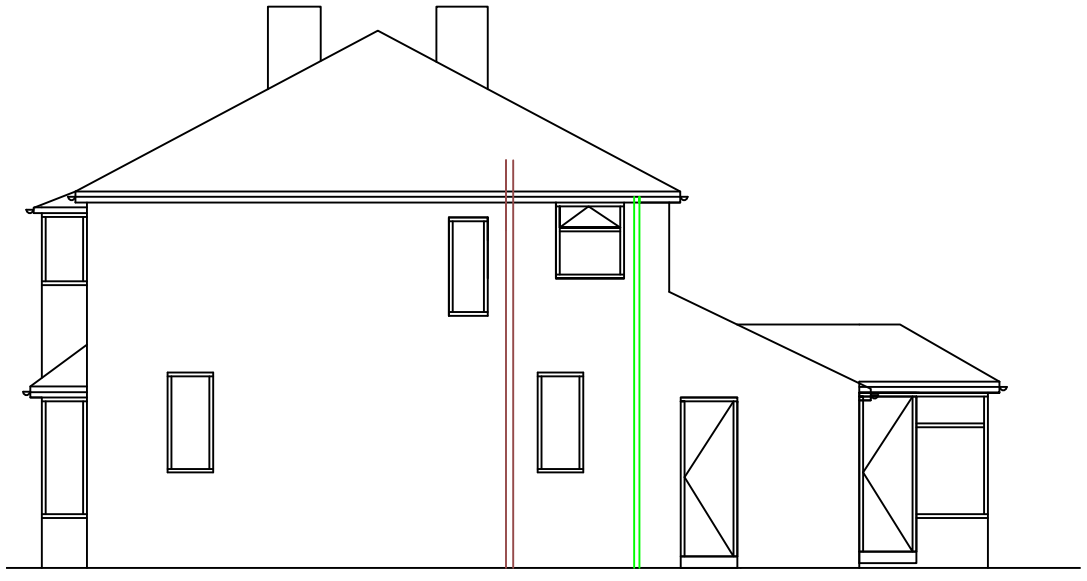

EXISTING SIDE VIEW A
1:100

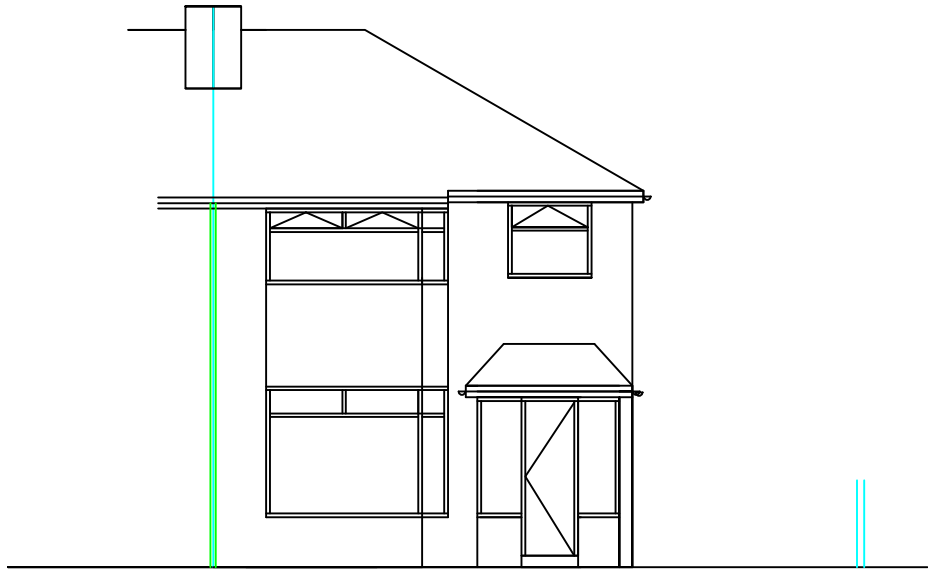

EXISTING FRONT VIEW
1:100

Foundations and Ground works ,foundations to be 1:3:6 mix concrete 600mm wide by 150mm thick a minimum 900 mm below the lowest ground level ground level. Any drains within 1.0m of foundations then the foundations are to go down to the invert level of the drains, 300mm wide solid concrete blocks all bed in cement mortar 1.3 mixes up to ground level any drains passing under the new build are to be exposed and concreted over a minimum of 150mm thick as required, any drains passing through the foundation block works to have R C lintels over bed a minimum of 150 mm as required. min foundation 900mm deep , 150mm x 600mm wide concrete foundations 1:3:6 mix ,ground floor, 100mm over site base concrete 1:3:6 on with 1200gauge DPM over and under the insulation on sand blinding on 150mm clean hardcore horizontal DPC extend any under floor timber floors 100mm insulated vent and air brick and vent bricks as required,Construction Face brickwork/block work to match the existing, 102 mm to as agreed with 100 mm cavity with 100 mm full fill Dri therm or equivalent .100mm celcon solar block Stainless steel triangular butterfly wall ties at 700mm horizontal centre and at 450mm vertical centre and double (220 mm) up at openings .Min 550mm returns with 665mm to corners 450mm wide foundations to any block work wall provide cavity tray to existing house DPC to run horizontal to the ground a minimum 150mm high. All above bed in cement mortar 1:3 mix. Structural openings Type .a 6 No.. Type up to 3.90m long Catnic(Cn 50 in existing)lintels CG90/100 from Openings from 2.10 m to 4.80m wide CU90 /100bed a minimum 150 mm onto brick/block. on and including 150mm deep pad stones ,opening opening b double beam ground floor. openning c double beam front bedroom, opening d x 2 form opening in existing 250mm cavity wall ,area f take out external wall as required plasterboard and skim internal wall, opening e build up existing 250mm cavity wall to rear kitchen and provide new roof over rafters and ceiling joists as above specification and general roof speciofication with cavity tray to wall abutment as required., where existing and new rooms are increase wall insulation by internal 37mm king span kool board and ensure cavity fill is in existing cavities as required.All steel beams encased in Plasterboard for half hour fire protection extend cavities. Close insulated cavities in existing with insulated DPC All bed Cement mortar 1:3 mix, proof membrane to lap DPC Roof Construction, 100mm x 75 mm wall plate strapped to block work with 1.80 m galvanised straps at 2.00m centres with 300mm x 75mm hips, 100mm x 75mm dragon ties, 175mm x50mm roof and ceiling joists at 450mm centres with 275mm mineral wool with 100mm between joists with 50mm min are gap double trim for velux provide any veluxwith insulated light well as roof specification with an insulated roof access hatch as required , cavity tray, roof with interlocking marley modern grey tiles ,50mm x 25 mm on 50mm x 25mm battens with tyvak supro at 18degree pitch , min 100mm headline over lap , 150mm lead upstands and cavity tray with insulated roof access hatch as required .12.5mm plaster board and skim as required. Plaster board at 10kg/m2.Any Stud partitions to be 75mm x 50 mm with 75 mineral wool infill, Strap joists to walls as required Lateral restrain straps to walls .Any B.I. Gullies and connect to the existing system, B.I Gullies to be rod able. Cavity tray to extension where it about the existing wall all , Drainage system any new drainage to be 100mm hep sleeve with flexible joints lay to self cleansing falls 1:40 and back filled with 5 mm pea gravel maintan combined drains system, check to see if we need an gas membrane system.

DO NOT SCALE OF THIS DRAWING
TAKE ALL DIMENSIONS ON SITE
Please do not start any works untill all approvales have been obtained.

client:
NURUL ISLAM MEAH ,
7,GLENLEA DRIVE,
EAST DIDSBURY,
M20 5QJ
TEL
01614456120
EMAIL-
N.I.MEAH@STINTERNET.COM

drawing title:
PROPOSED REAR SINGLE STOREY AND SIDE DOUBLE EXTENSION

STOCKPORT MET BOROUGH COUNCIL
PLANNING AND BUILDING CONTROL

Plans Drawn.
tel.no.07952934281
07856609593
email Bawinterbottom@aol.com
PlansDrawn01@aol.com
www.plansdrawn.org

date:
FEB. 2013

project no.
GD07

drg. no. rev.
01