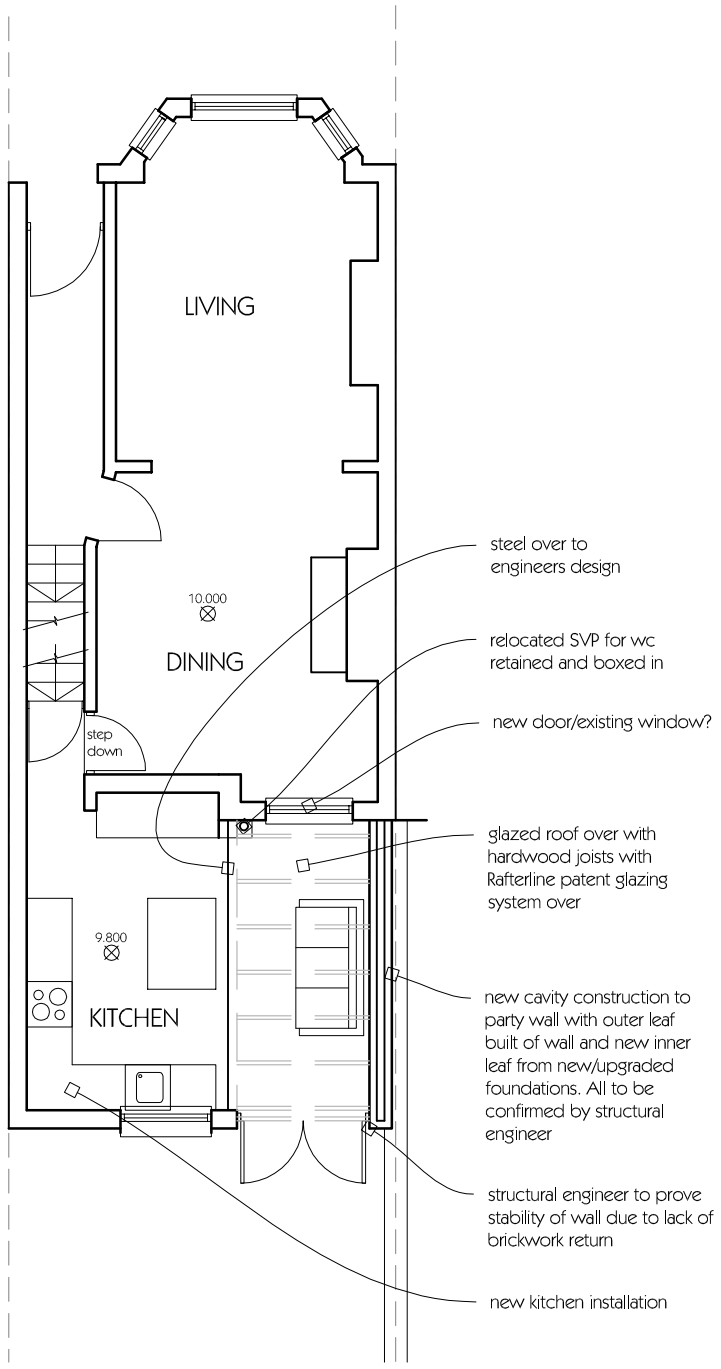

1 GROUND FLOOR PLAN

Scale: 1:100

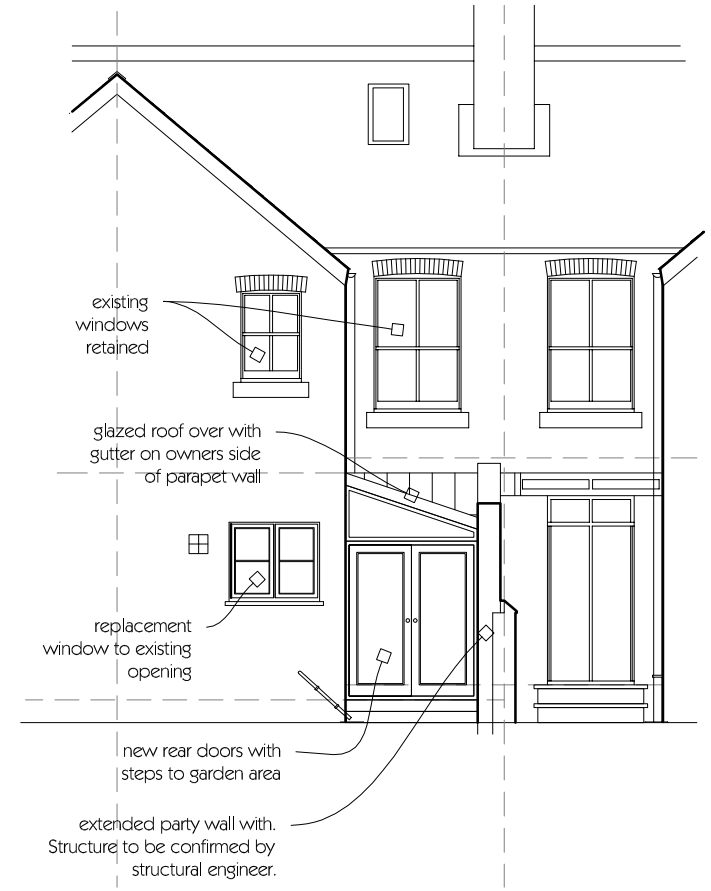

4 REAR ELEVATION

Scale: 1:100

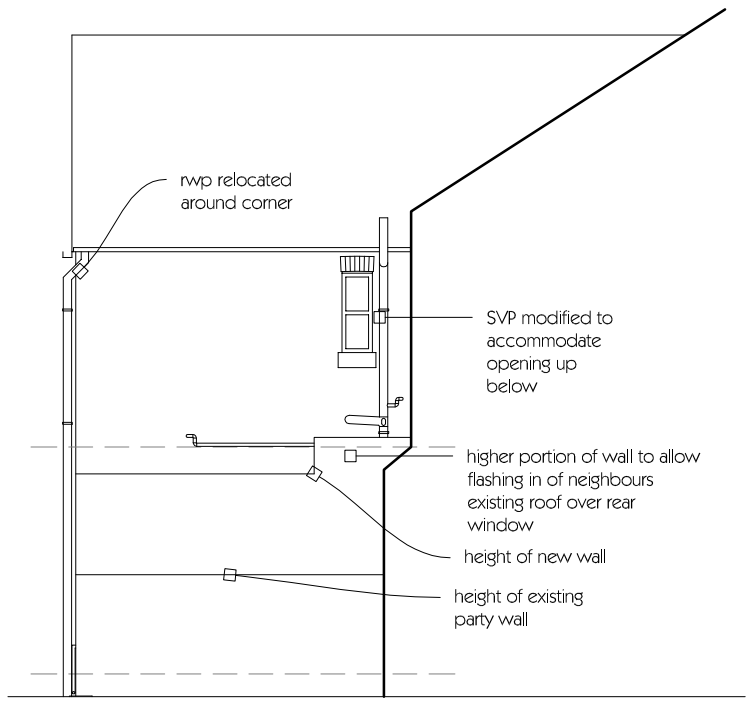

5 SIDE ELEVATION

Scale: 1:100

0m 1m 2m 3m 4m 5m

IMPORTANT Note to the Contractor

ALL DIMENSIONS AND LEVELS SHOWN ON THIS DRAWING ARE TO BE CHECKED BY THE CONTRACTOR(S) AND ANY DISCREPANCIES MUST BE REPORTED TO THE ARCHITECT PRIOR TO THE COMMENCEMENT OF ANY WORK ON SITE.
THIS DRAWING IS NOT TO BE SCALED.
DIMENSIONS ARE INDICATED IN MILLIMETRES.
COPYRIGHT OF THIS DRAWING BELONGS SOLELY TO BROMILOW ARCHITECTS LTD. IT MUST NOT BE COPIED OR REPRODUCED IN ANY WAY WITHOUT WRITTEN CONSENT

No.	REVISION	BY	DATE

bromilow

bromilow architects ltd 13 Carpenters Lane West Kirby Wirral CH48 7EX
tel: 0151 625 0942 fax: 0151 625 1025 e : mail@bromilowarchitects.co.uk

Client MR D WATT

Project PROPOSED EXTENSION TO 5 STRATFORD AVE, WEST DIDSBURY MANCHESTER M20 2LH

Drawing PROPOSED PLANS AND ELEVATIONS

Status PRELIMINARY
Scales 1:100 @ A3 Date APRIL 2008
Drawn SEB Checked SEB

0802 SD 010
JOB No. SERIES DRAWING No. REVISION

architects