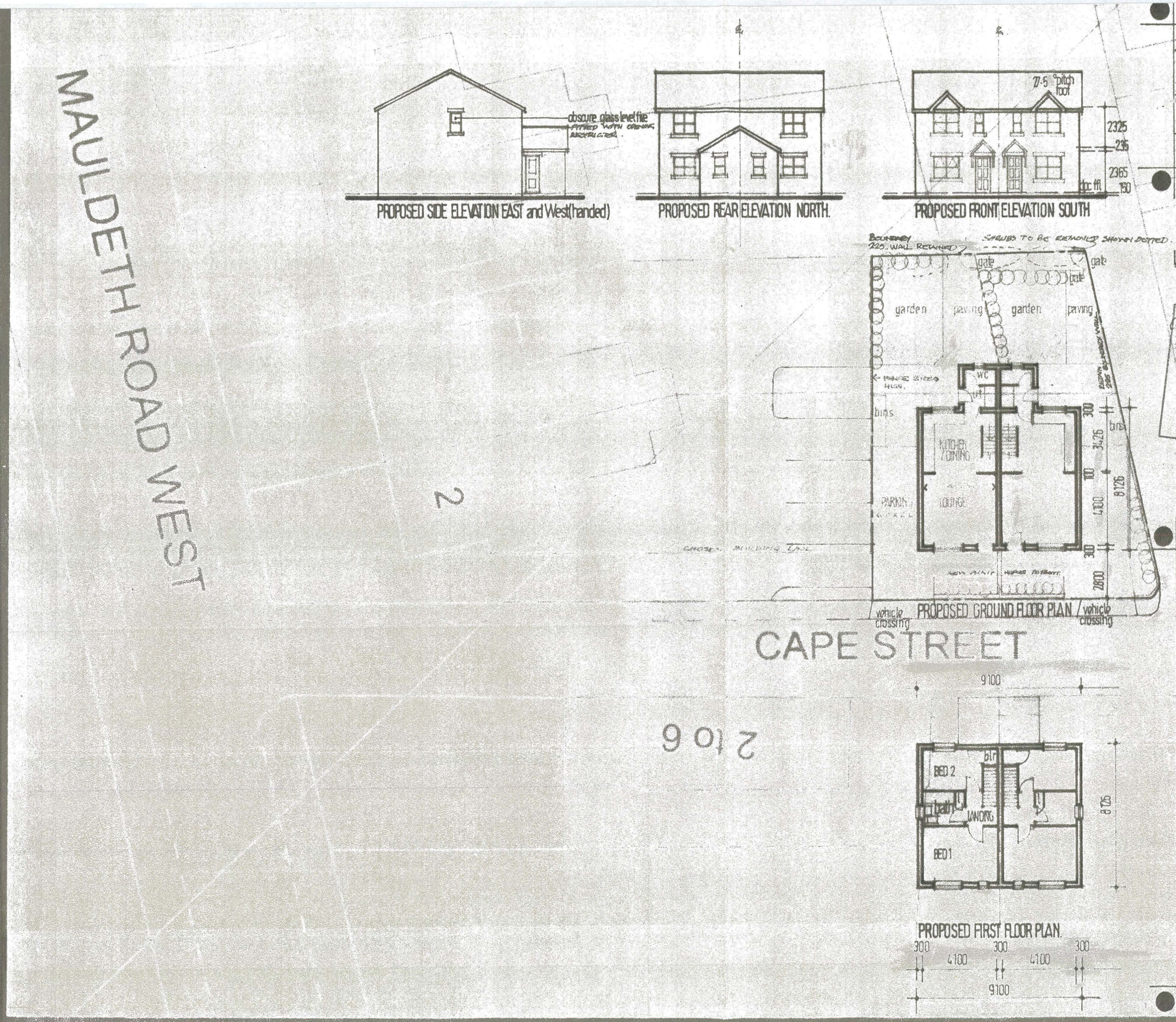

NOTES CONDITIONS APPLIED APPROPRIATELY BY L.P.A

FACING BRICKS TO MATCH THE EXISTING ADJACENT PROPERTIES (RECLAIMED GOOD COMMON REDS) IN TEXTURE / SIZE AND COLOUR (MUST BE MAINTAINED) (PRIMMER RECLAIMED) REDS PREFERRED.
ROOF COVERING (BEST BLUE SLATE) NOT PORT MADDOCK.
THIS TO BE SUBJECT TO L.P.A APPROVAL.

WINDOWS / DOORS WHITE PVC / FASCIAS WHITE PVC.
RW. GOODS (BLACK) ALL SUBJECT TO L.P.A. APPROVAL.

GENERALLY ALL NOMINATIONS MADE SUBJECT TO LPA APPROVAL.

LANDSCAPING GENERALLY GARDEN ENCLOSURES WITH MAX HEIGHT BEECH HEDGES KEPT JUVENILE 2·00 m Ht. / FENCE BETWEEN 2/4 MAULDETH RD WEST AND THE SUBJECT SITE / CAPE ST. 2·00 m Ht. MAX. CONC POST AT 1.800 CNTRS WITH TIMBER INFILL (BEECH HEDGE WITHIN) NORTH SIDE FENCE AS DESCRIBED OR WALLS RETAINED. FRONTAGE TO CAPE ST. GREEN PRIVIT HEDGE TO SOFTEN APPROACH AT FRONTAGE. ALL SUBJECT TO LPA APPROVAL.

BUILDING CONTROL
22 MAR 2013

THE STABLE YARD

1

PROPOSED PAIR OF SEMI-DETACHED 2 BED DWELLINGS at the rear of 2 - 4 Mauldeth Rd. West. DIDSBURY.

At: CAPE STREET. DIDSBURY. Greater Manchester. M20 3WA.

For: SPARK PROPERTIES site/occ. owners MR. M. SPARK.

DRWG No. SPK/01.

SCALE 1:200

SITEC ARCHITECTURAL DESIGN & PLANNING CONSULTANTS
188, OLDHAM RD. Ashton-u-lyne. lancs. OL7 9AN. Tel/Fax: 0161 343 3007.
e-mail: sitec-rfs@btconnect.com

PLANNING AND
BUILDING CONTROL
22 MAR 2013

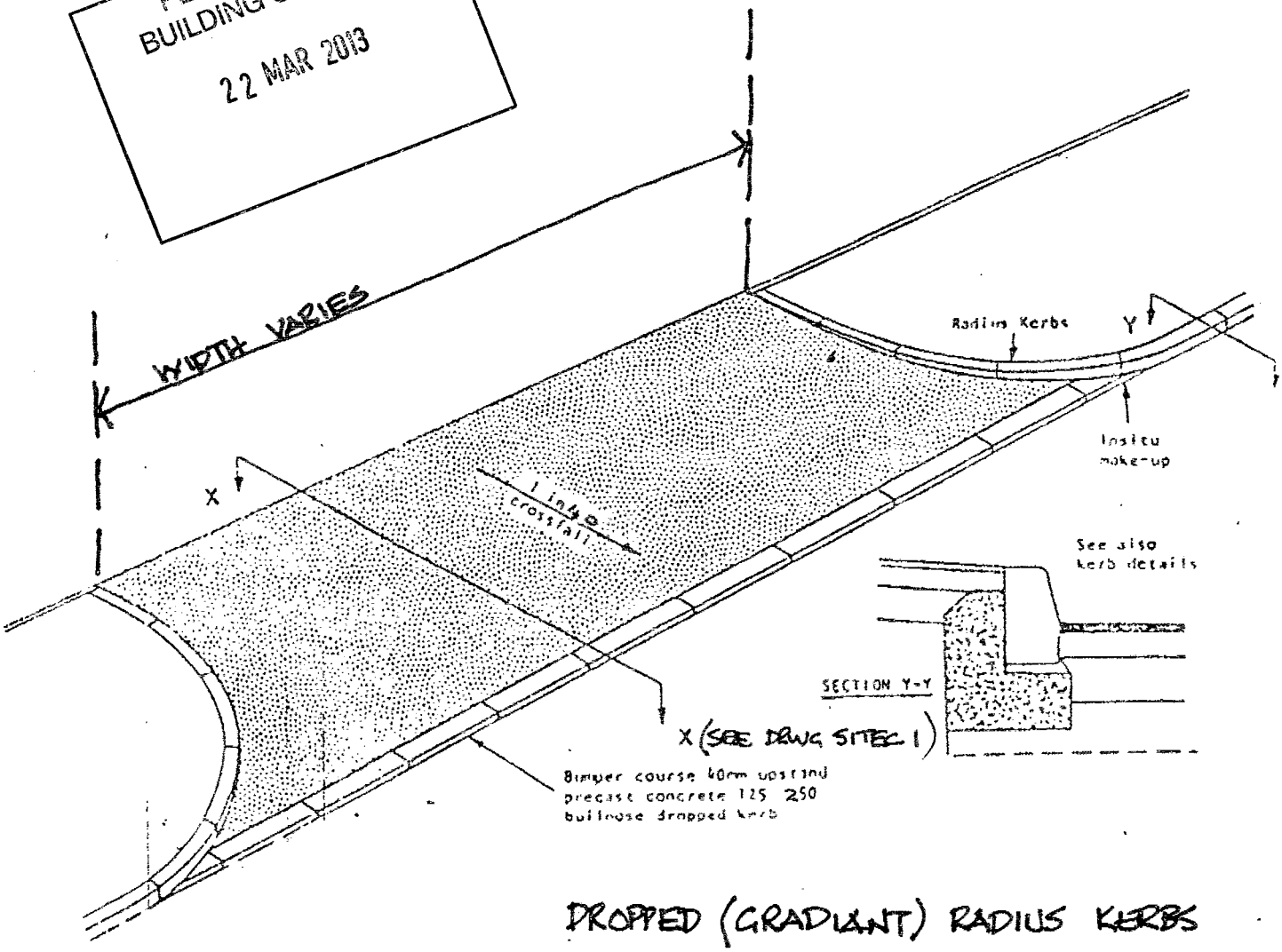

DROPPED (GRADIANT) RADIUS KERBS TO BE AGREED WITH HIGHWAYS ENGINEERS.

VEHICLE ROAD CROSSING OVER/THROUGH AN EXISTING FOOTWAY/PATH.

Drawing Number K205 Revision A

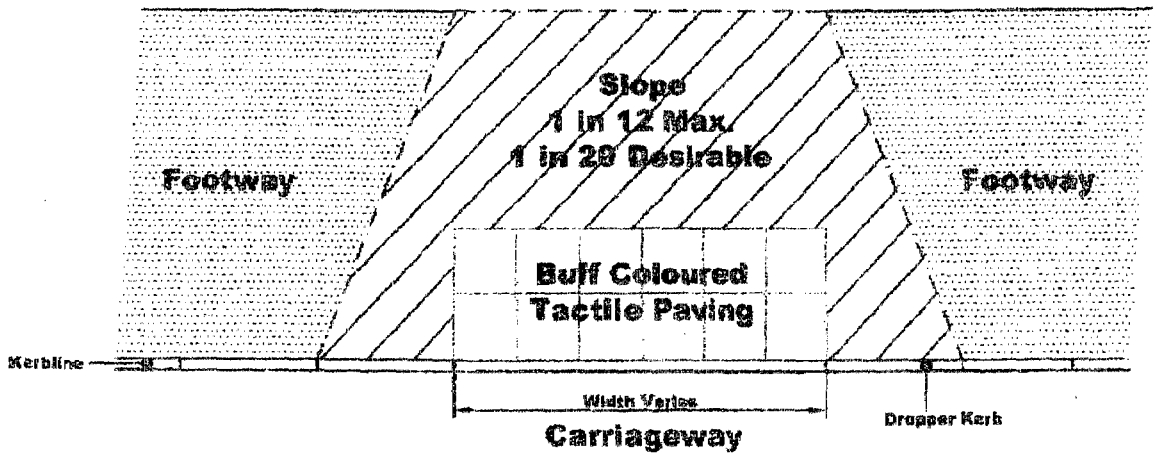

PLAN



ELEVATION

NOTE

Dropped Kerbs at Road Junctions shall be Positioned a short way from the Apex of the Corner.
(Exact Location of Dropped Crossing to be agreed on site with the Engineer.

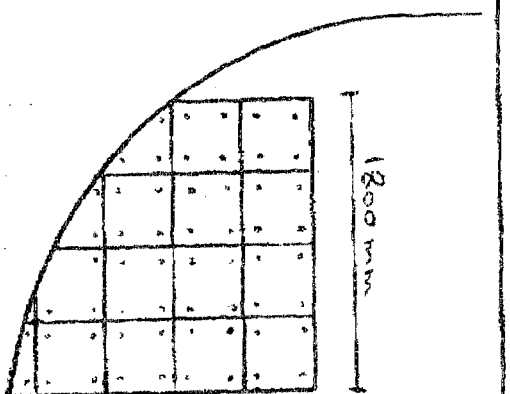

Rev	Date	Details	Initials
A	FEB 03	BS7263 related amendments	

Revisions

Title
Standard Detail
Dropped Crossing (With Tactile Paving)

Scale	Drawn	Checked	Cad ID
1:50	G BIHD		
	Date FEB 2003	Date	File Path

Drawing No. K205 Revision A

Drawing Number B200 | Revision B

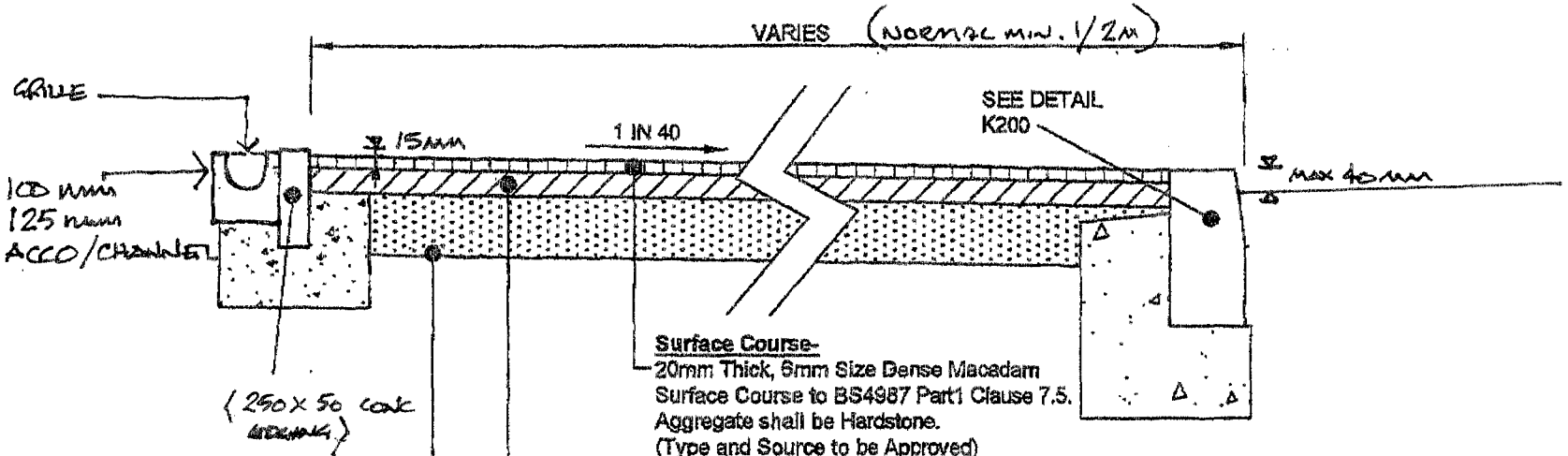

SECTION X-X .

NOTE

All Footways will normally have Flexible Construction
P.C.C Paving to be used only in Specific Locations -

Title
Standard Detail.
Flexible Footway. (VEHICE CROSSING)

Scale	Drawn	Checked	Cad ID
1:10	C.BIRD		
	Date NOV 02	Date	File Path

Drawing No. SITEC 1. | Revision

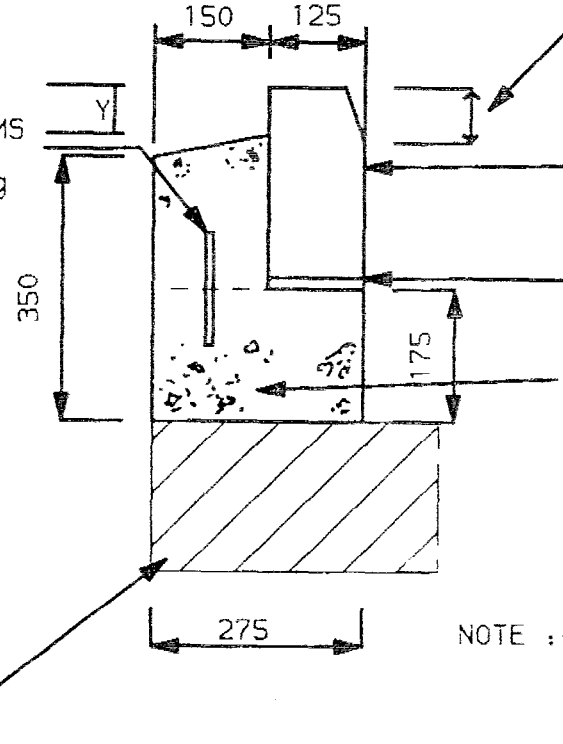

125mm Kerb Face

9mm dia. MS dowel bar 150mm long at 500mm centres

255x125 P.C.C. Half Battered Kerb type HB2 fig 1(d) BS7263:PT1.

15mm Class 1 Mortar.

Concrete Grade C7.5P/20 bed and backing. Kerbforms to be used and bedding and backing to be well consolidated between kerbforms.

NOTE :- Y = 20mm for flexible footway construction, or 65mm for flag footway construction

Type 1 sub-base stone. Depth varies.

SECTION Y-Y.

Title. STANDARD DETAIL			
Drawing Title KERB TYPE B100			
Scale. 1:10		UFD MED1	Rev. X
		Sub UFD DETAILS	
DRAWING NO.	B100		Sheet No. 1 of 1

Drawing Number	F204	Revision B

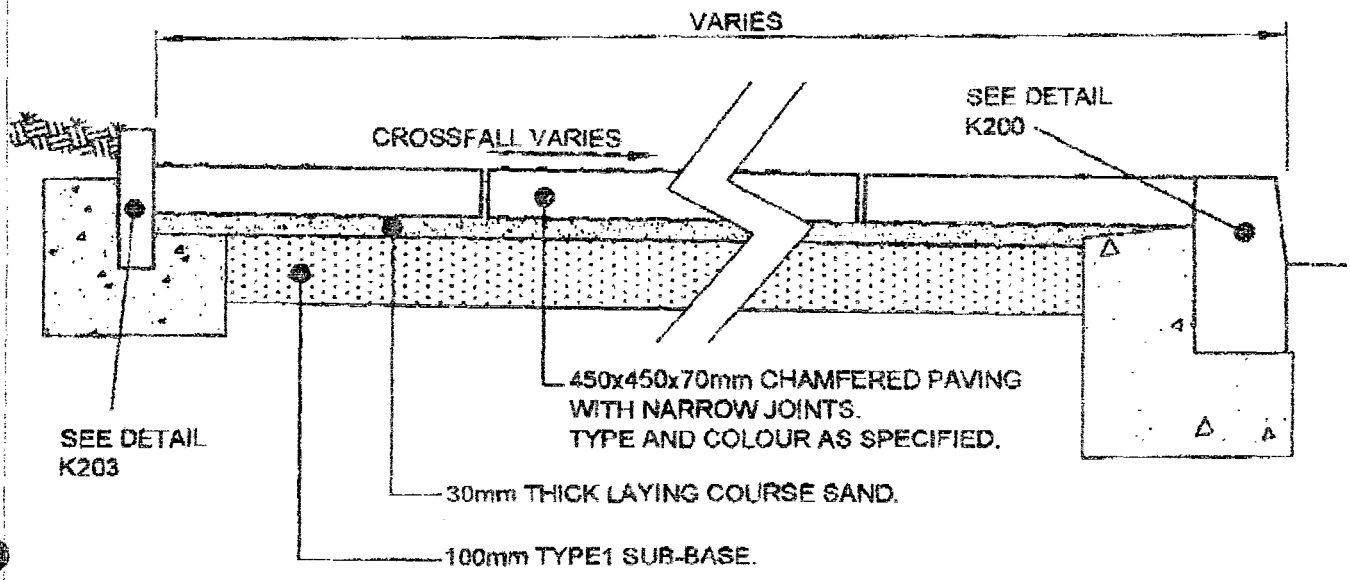

SCALE 1:10

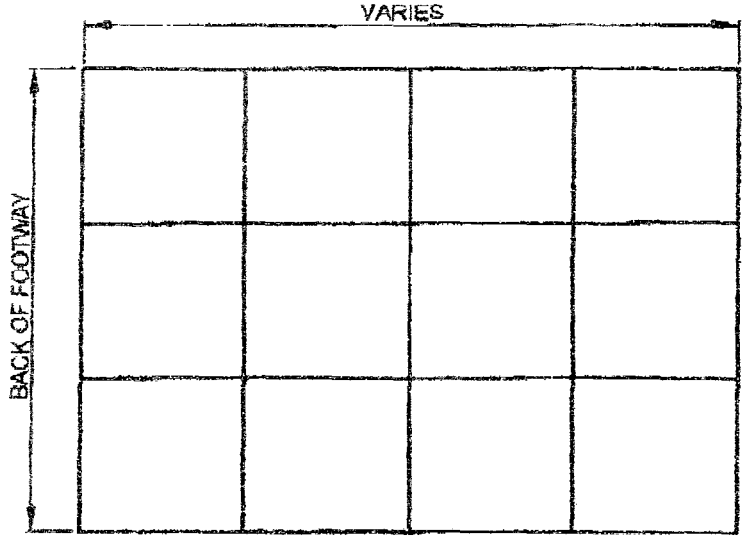

SECTION
SCALE 1:20

NOTES

1. Pavings to be constructed in accordance with BS7533 Pt 4 subject to the following.
2. Laying Course sand to comply with BS7533 Pt 3 Table D1, Category II.

B	AUG 02	Bond and laying course amended	
A	APR 00	Bond altered	
Rev.	Date	Details	Initials

Title
STANDARD DETAIL
FLAG FOOTWAY (FLAGS 450x450)
SQUARE BOND.

Scale	Drawn	Checked	Cad ID
AS SHOWN	CBIRD	SG	
	Date	Date	File Path
	SEPT 98		

Drawing No.		Revision
	F204	B