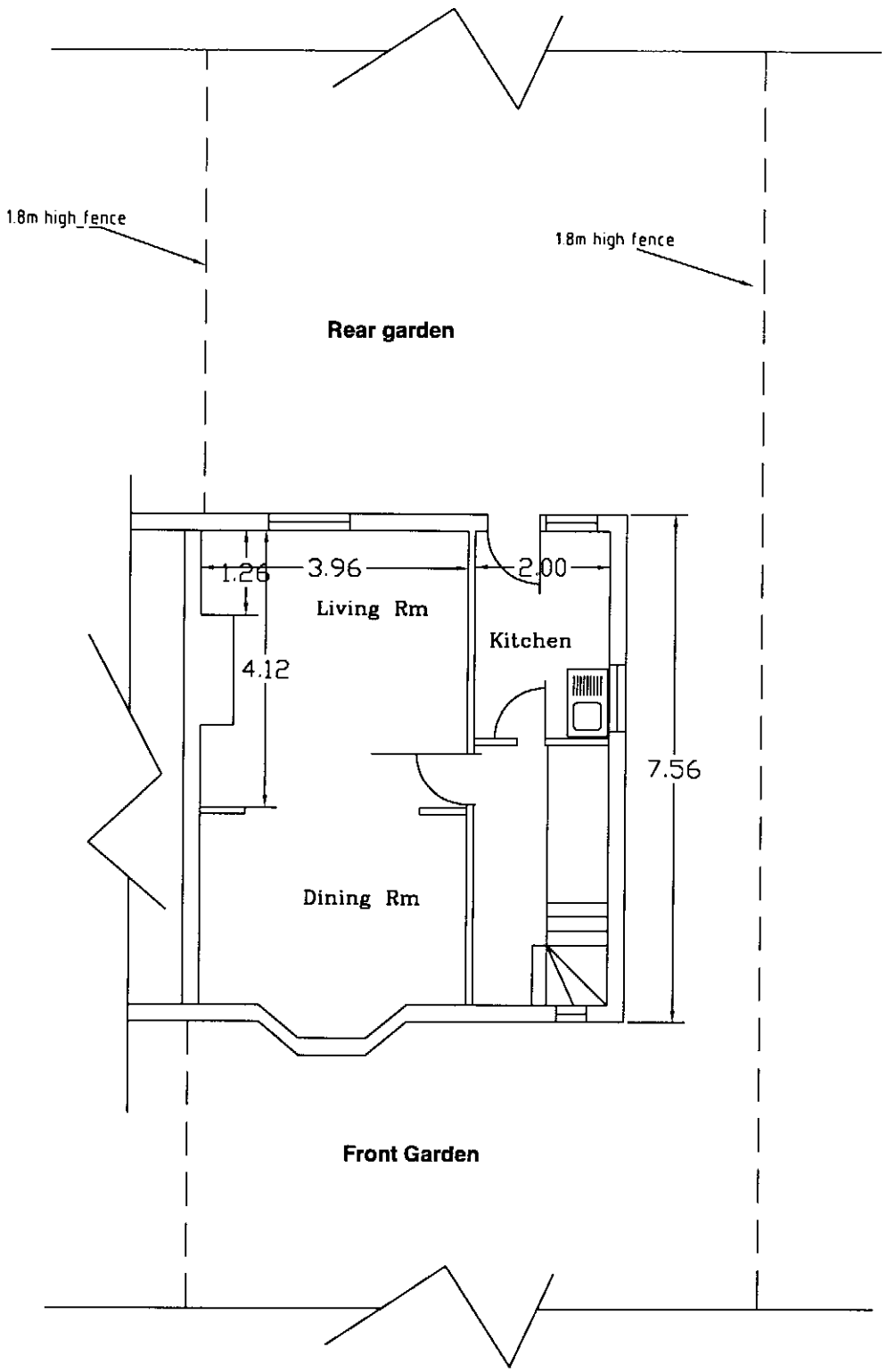

Ground Floor Plans

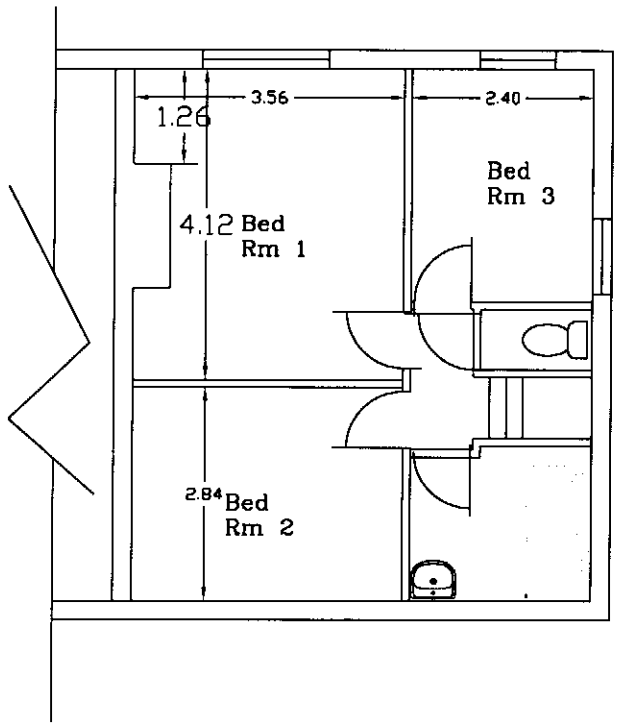

1st Floor Plans

Re - Submission 082626/FH/2007/N1

THIS DRAWING IS FOR PLANNING AND BUILDING REGULATIONS ONLY.

The builder must check the site and the approved drawing before commencing the works and must take any working measurements as necessary. Any discrepancy in the drawings must be reported to the Client

General

The Builder will be responsible for maintaining the safety on site in accordance with the legal requirements. Remove delclenous material and accumulated debris from site skip.

Ventilation

New window to have an openings , window opening min 20th. floor area of the room with 800mm2 trickle ventilation. All new fittea with 12.5mm air gap with windows to bedroom to have 700x500mm escape opening casements.

PLANNING
- 8 APR 2008

Issue Date:

Revisions

No.	Date	Description

HSH Architectural Design Service
428 Cheetham Hill Road
Cheetham Manchester M8 9LE
Tel 0161 795 6385

Title :-

Existing Plans

Project for :-

Mr & Mrs M H Mitha
15 Haversham Road
Crumpsall
Manchester M8 4JB

Project Title :-

Proposed Double Storey Extension

Date April 08

Scale 1 : 100 Dwg NO. 02

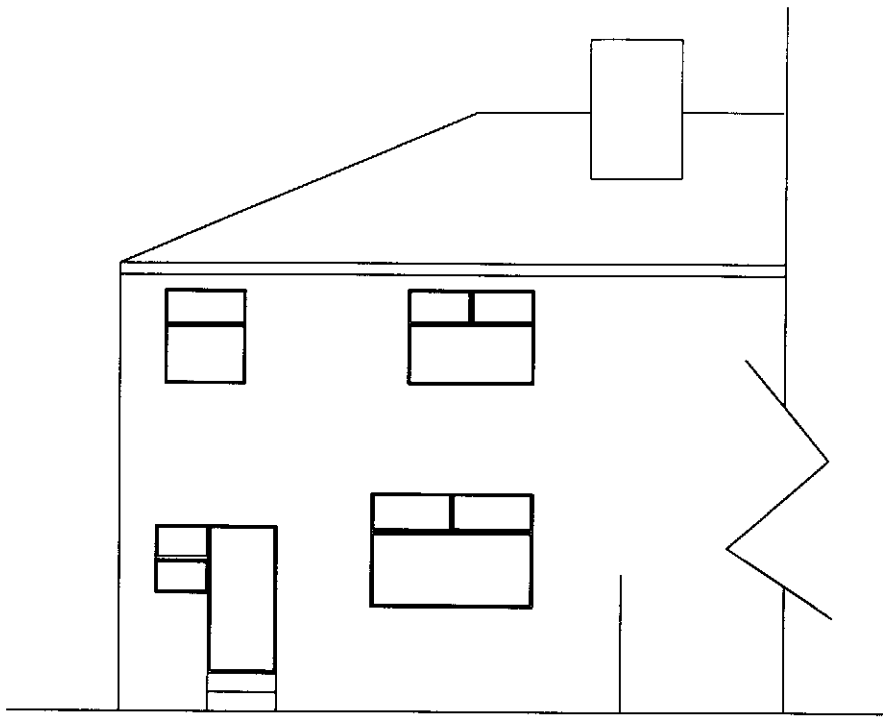

Rear Elevation



Front Elevation

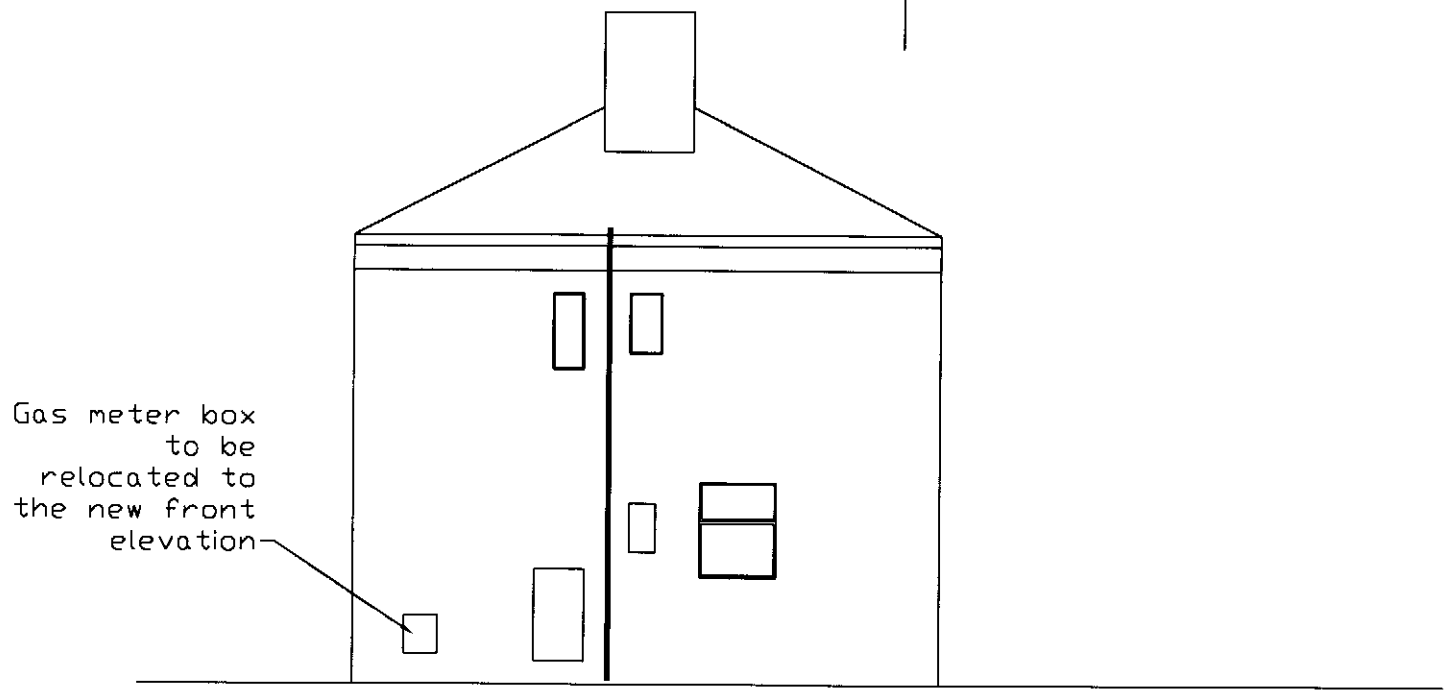

Side Elevation

THIS DRAWING IS FOR PLANNING AND BUILDING REGULATIONS ONLY.

The builder must check the site and the approved drawing before commencing the works and must take any working measurements as necessary. Any discrepancy in the drawings must be reported to the Client

Boundary positions must be verified by the client prior to construction if in doubt this must be checked with an accurate deed plan, for further verification consult the clients solicitor for clarification.

All the work is to be carried out in accordance to the current Building Regulations and Statutary legislations of the Local Authority Inspectors and all the materials and workmanship should comply with the appropriate codes of practice and the British Standards.New Skirting / Archiratives to match the Cavity close at top of walls with brick and DPC or Master Board on sand cement mortar.

Electrical Installation to comply with IEE Regulations.

Electrical power points 300mm above floor level expect where indicated in kitchen to be above worktop height.

External Walls.

Class A brick below dpc weak concrete cavity fill.Foundation to be grade C30p 750mm deep laid on firm ground and or below invert of any adjoining drains. Actual depth and size to be determined on site subject to ground conditions and accordance with the the Building Regulations and Satisfaction of the Local Authority Inspectors.Depth to be determined subject to the adjoining foundations and existing cellar.

Extractor Fan

Kitchen bath room and toilets must be fitted with external mechanical / electrical fans . Electrical works must comply to the current Building Regulations and to comply with British Standards.

Foundations.

The actual position and depth of all existing drains is to be determined on site at commencement of the work.Any drains under the building to be encased in 50mm C30p concrete minimum.Drains passing through walls to have RC lintel over new drainage to be 100mm diameter " Supersleeve"at 1:40 on granular bed.New gullies to be back - in - let type.

Rainwater pipes

Rainwater pipes fitted externally with joints between spigot and socket left unsealed.68mm pipe suitable for use with Deepflow.

Sanitary pipework

All sanitary pipework and drainage installation must satisfy Part H1 of the approved documents to the England, Wales and Northern Ireland Building Regulations 1990 and building standards.

Roof Construction.

Pitched roof construction & Rooof Insulation details to be provided by supplier .

PLANNING
LOCKD
RECD 16 APR 2008

Re submission
08/2626/FH/2007/N1

Issue Date:

Revisions

No.	Date	Description

Home Sweet Home
428 Cheetham Hill Road
Cheetham Manchester M8 9LE
Tel 0161 798 6249

Title :-
Existing Elevation

Project for :-
Mr & Mrs M H Mitha
15 Haversham Road
Crumpsall
Manchester M8 4JB

Project Title :-
Proposed Double Storey Extension

Date Nov 2006
Scale 1 : 100 Dwg N0. 04