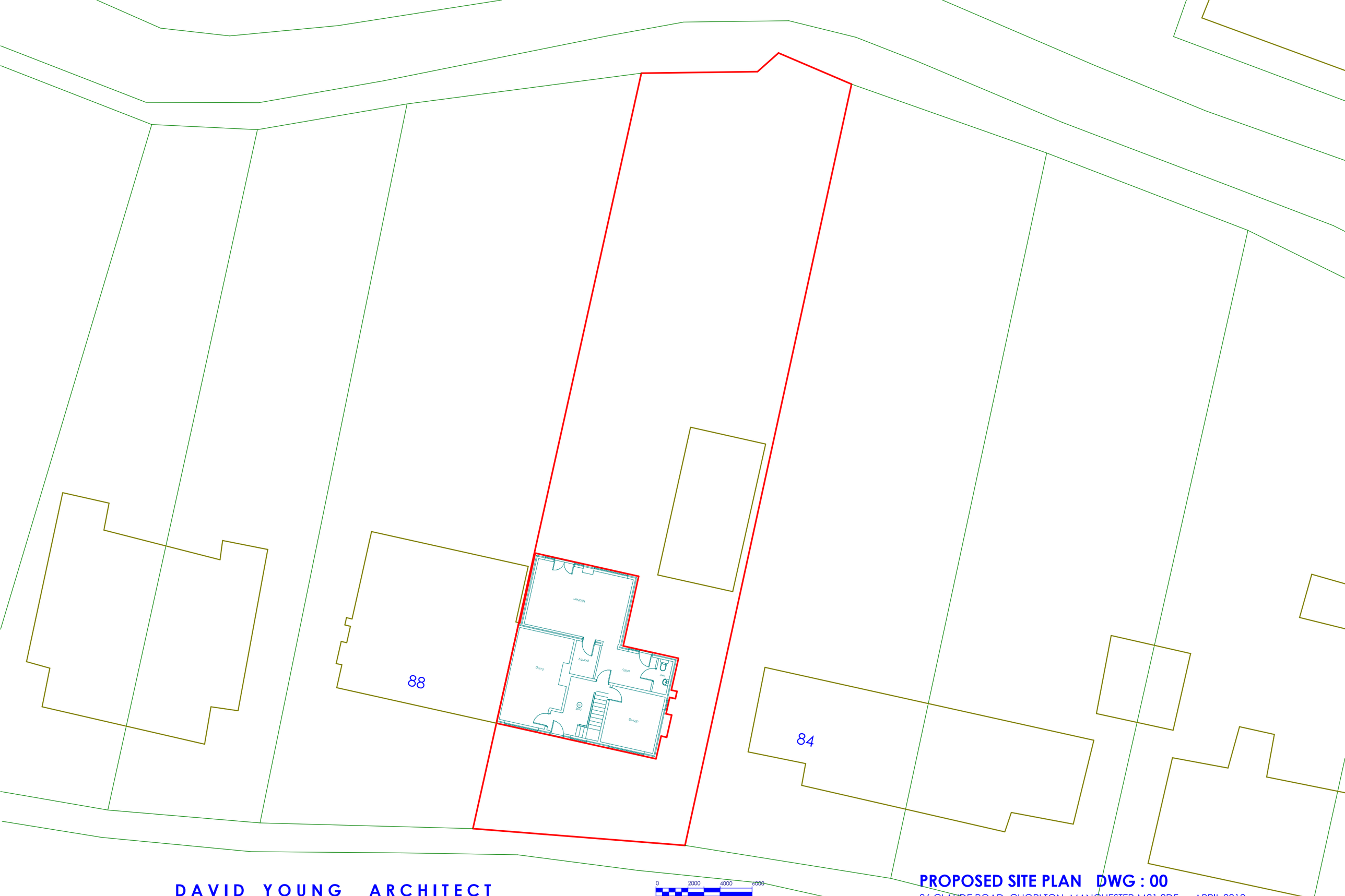

D A V I D Y O U N G A R C H I T E C T
37 TEMPLE DRIVE : SWINTON : MANCHESTER : M27 4EA
TEL 0161 793 0737 MOBILE 07774 181 336

0 2000 4000 6000
1 : 200 SCALE @ A3 size

PROPOSED SITE PLAN DWG : 00
86 CLAUDE ROAD CHORLTON MANCHESTER M21 8DF APRIL 2013
REV:

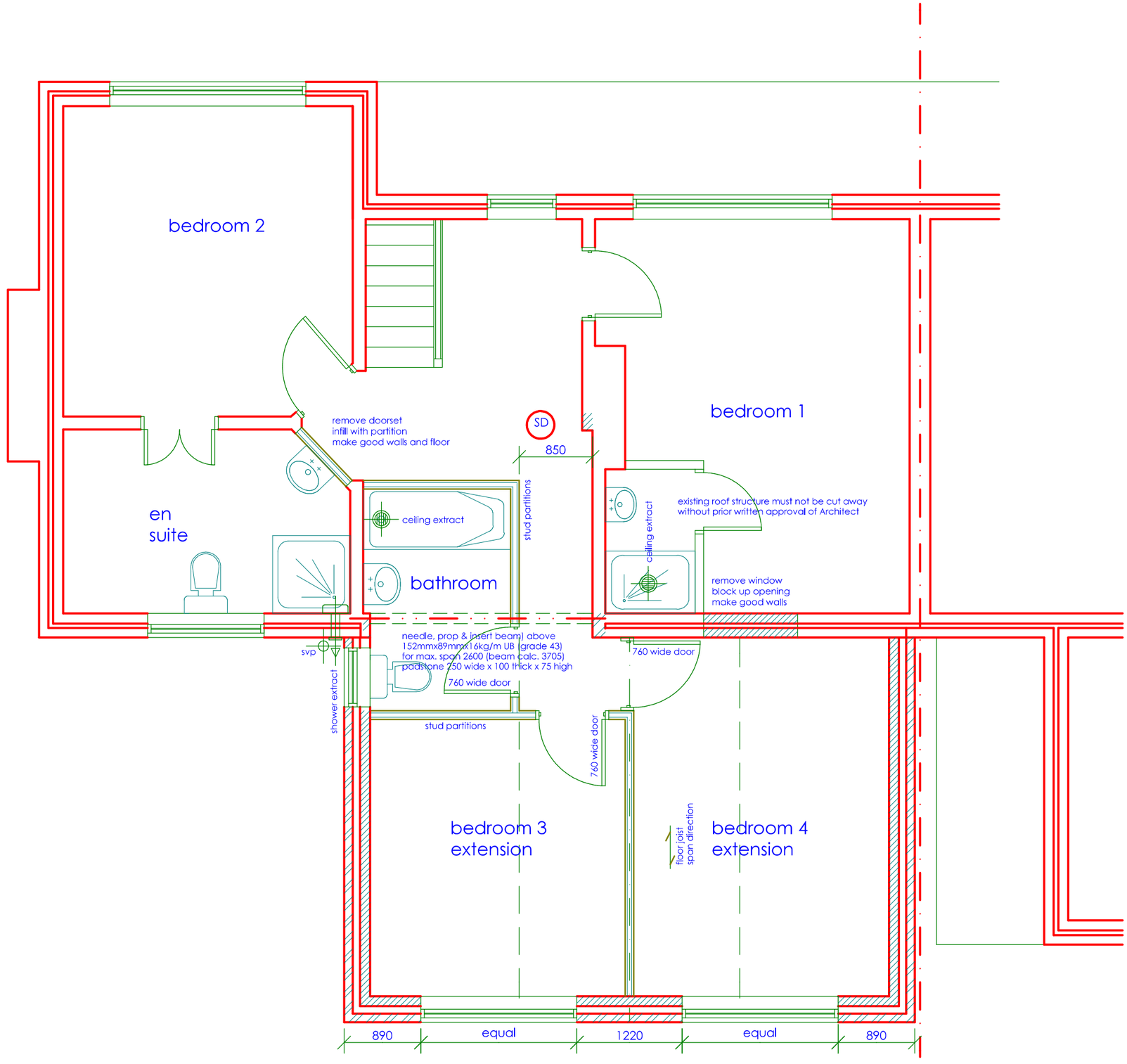

SD denotes self contained smoke alarm to BS 5446 : Part 1 mains operated and permanently wired to a separately fused circuit at the distribution board; alarm also to have battery back up; alarm to be interconnectect with any other alarms in the same dwellinghouse; wiring to be standard IEE regulations but need not be 'pyrotechnic'.

The Electrical & Mechanical works shown in this drawing package is an initial indication of client requirements and it is the responsibility of specialist(s) employed by the client/builder to design, supply, install the works and provide operating & maintenance instructions/manuals/ files/records& installation certificates for the works. All works to be in accord with Building Regulations.

All electrical work will be designed, installed, inspected & tested by a person competent to do so. Prior to completion of the works the Local Authority will require be satisfied that: An electrical installation certificate issued under a "Competent Person" scheme has been issued. Appropriate certificates & forms to BS7671 to be provided.

All works in connection with gas shall only be undertaken by a GAS SAFE registered installer. Any new and replacement natural gas & LPG boilers to have a minimum SEDBUK rating of 90%. Radiators to be fitted with thermostatic valves.

A proportion of new light fittings to be 'low energy' eg: fluorescent or compact fluorescent or any fitting with efficacy > 45lamp lumens per cuicuit watt and a total output of greater than 400 lamp lumens; minimum 3 fittings per 4 fittings. Fittings in stores, cupboards, wardrobes excluded from count. Garage fittings to have high frequency electronic ballast.

The Contractor(s) are responsible for checking all dimensions and existing features on site prior to fabrication, manufacture or construction of the works

1:50 when printed @ A3 size

0 1000 2000 3000

Scale: all dimension in mm unless otherwise stated

BUILDING REGULATIONS DATA:
26.73 m2 extension gross internal floor(s) area

DAVID YOUNG ARCHITECT
37 TEMPLE DRIVE : SWINTON : MANCHESTER : M27 4EA
TEL 0161 793 0737 MOBILE 07774 181 336

PROPOSED FIRST FLOOR DWG : 01

86 CLAUDE ROAD CHORLTON MANCHESTER M21 8DF APR 2013
REV

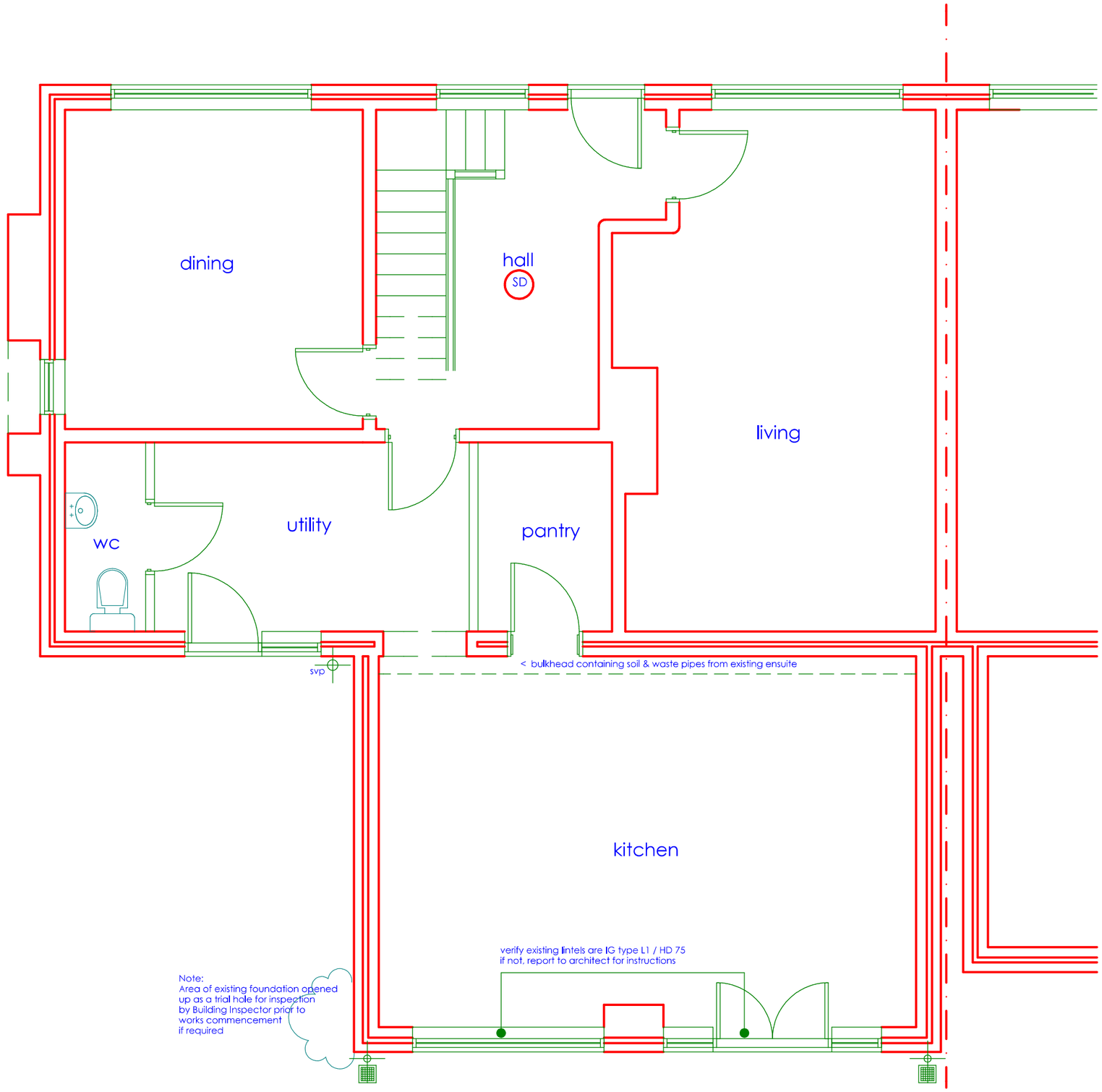

SD denotes self contained smoke alarm to BS 5446 : Part 1 mains operated and permanently wired to a separately fused circuit at the distribution board; alarm also to have battery back up; alarm to be interconnectect with any other alarms in the same dwellinghouse; wiring to be standard IEE regulations but need not be 'pyrotechnic'.

The Electrical & Mechanical works shown in this drawing package is an initial indication of client requirements and it is the responsibility of specialist(s) employed by the client/builder to design, supply, install the works and provide operating & maintenance instructions/manuals/ files/records& installation certificates for the works. All works to be in accord with Building Regulations.

All electrical work will be designed, installed, inspected & tested by a person competent to do so. Prior to completion of the works the Local Authority will require be satisfied that: An electrical installation certificate issued under a "Competent Person" scheme has been issued. Appropriate certificates & forms to BS7671 to be provided.

All works in connection with gas shall only be undertaken by a GAS SAFE registered installer. Any new and replacement natural gas & LPG boilers to have a minimum SEDBUK rating of 90%. Radiators to be fitted with thermostatic valves.

A proportion of new light fittings to be 'low energy' eg; fluorescent or compact fluorescent or any fitting with efficacy > 45lamp lumens per cuicuit watt and a total output of greater than 400 lamp lumens; minimum 3 fittings per 4 fittings. Fittings in stores, cupboards, wardrobes excluded from count. Garage fittings to have high frequency electronic ballast.

The contractor(s) are responsible for checking all dimensions and existing features on site prior to fabrication, manufacture or construction of the works

1:50 when printed @ A3 size

0 1000 2000 3000

Scale: all dimension in mm unless otherwise stated

D A V I D Y O U N G A R C H I T E C T
37 TEMPLE DRIVE : SWINTON : MANCHESTER : M27 4EA
TEL 0161 793 0737 MOBILE 07774 181 336

PROPOSED GROUND FLOOR DWG : 02

86 CLAUDE ROAD CHORLTON MANCHESTER M21 8DF APR 2013
REV

escape window with side hung sash
minimum clear width of opening 450
and minimum area of 0.33m2
and cill height not greater than 1100

brickwork to match existing

Note:
all vertical dimensions
to be checked on site
to course through with
nearest brick bed joints

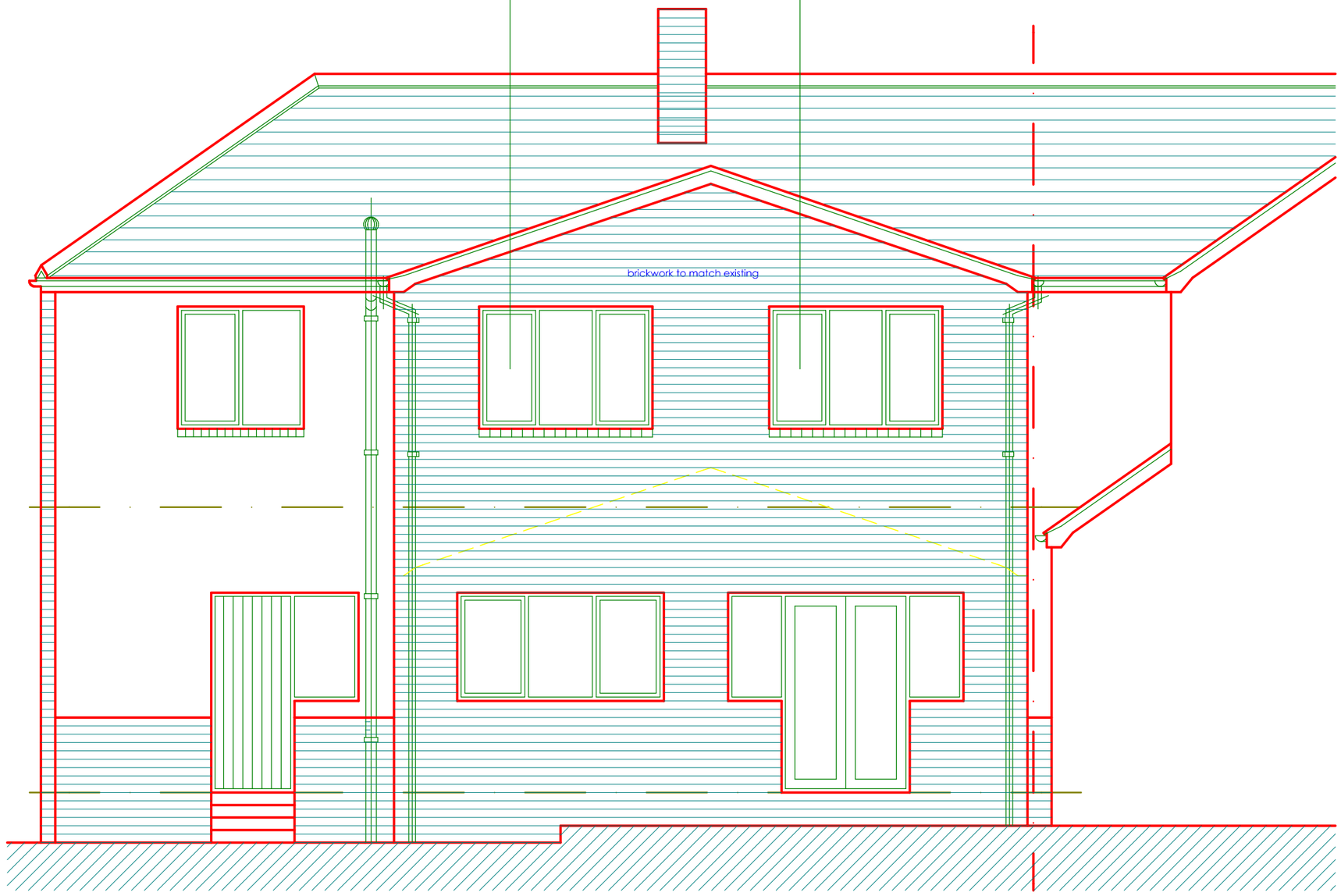

REAR

D A V I D Y O U N G A R C H I T E C T
37 TEMPLE DRIVE : SWINTON : MANCHESTER : M27 4EA
TEL 0161 793 0737 MOBILE 07774 181 336

The contractor(s) are responsible for checking all dimensions and existing features on site prior to fabrication, manufacture or construction of the works

1:50 when printed @ A3 size

0 1000 2000 3000

Scale: all dimension in mm unless otherwise stated

PROPOSED ELEVATIONS DWG : 03
86 CLAUDE ROAD CHORLTON MANCHESTER M21 8DF APR 2013
REV

Rooflights to be:
Velux GGU 073 size 550 x 780
fitted between trussed rafters

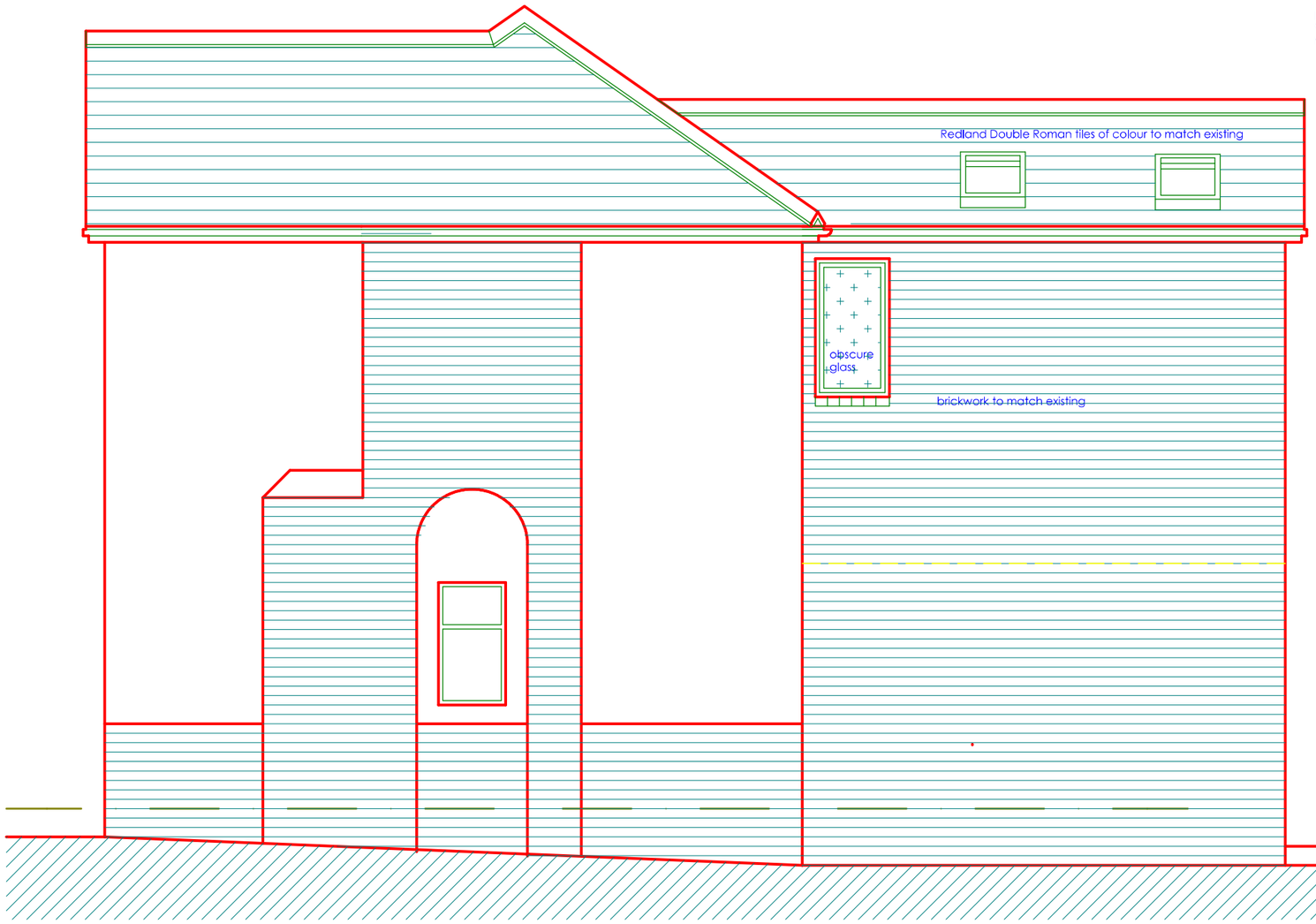

SIDE

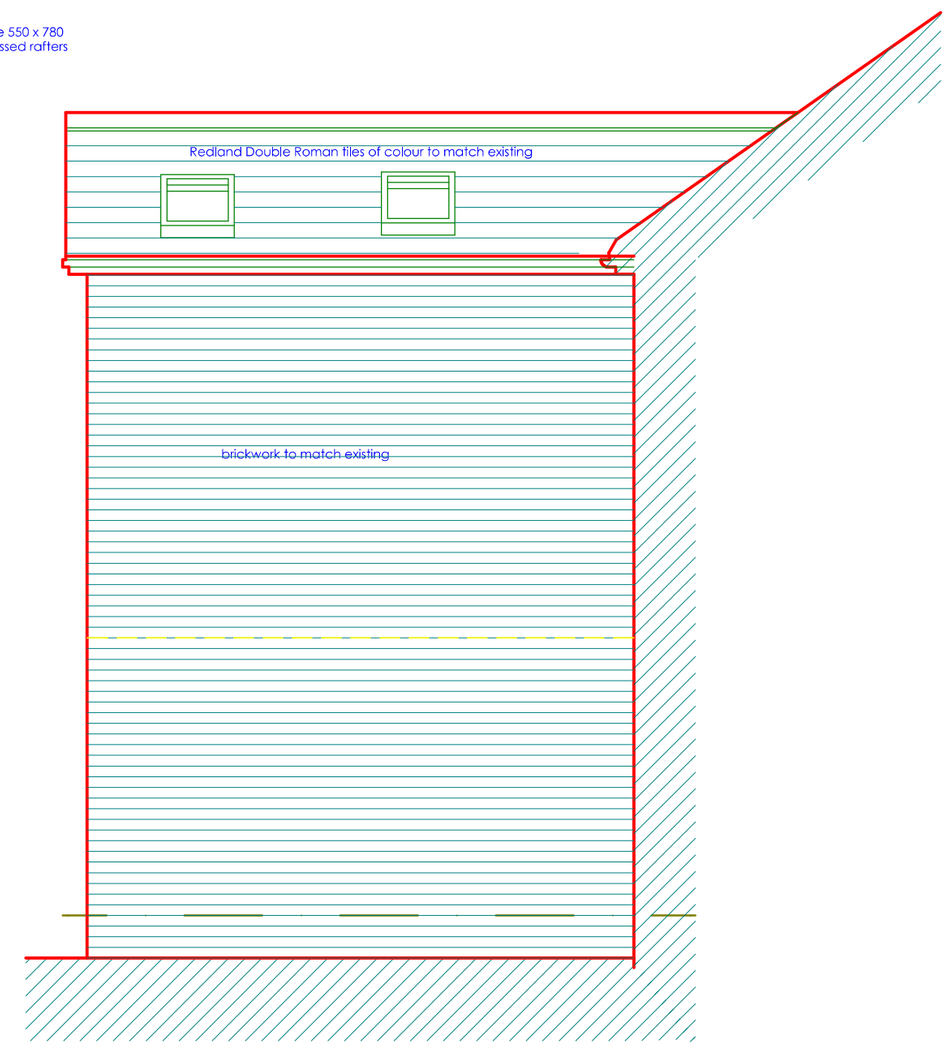

SIDE

D A V I D Y O U N G A R C H I T E C T
37 TEMPLE DRIVE : SWINTON : MANCHESTER : M27 4EA
TEL 0161 793 0737 MOBILE 07774 181 336

The contractor(s) are responsible for checking all dimensions and existing features on site prior to fabrication, manufacture or construction of the works

1:50 when printed @ A3 size

0 1000 2000 3000

Scale: all dimension in mm unless otherwise stated

PROPOSED ELEVATIONS DWG : 04

86 CLAUDE ROAD CHORLTON MANCHESTER M21 8DF APR 2013

REV

GROUND

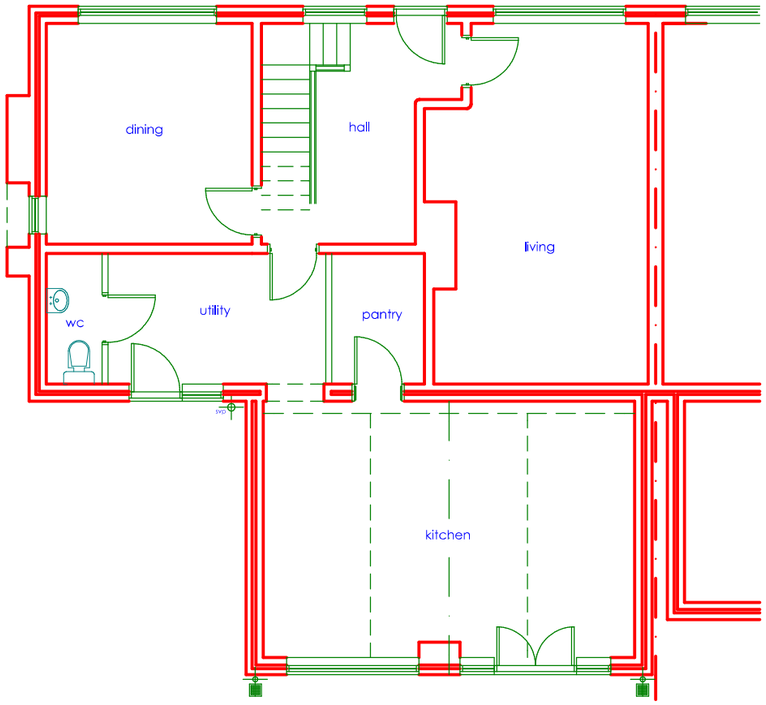

FIRST

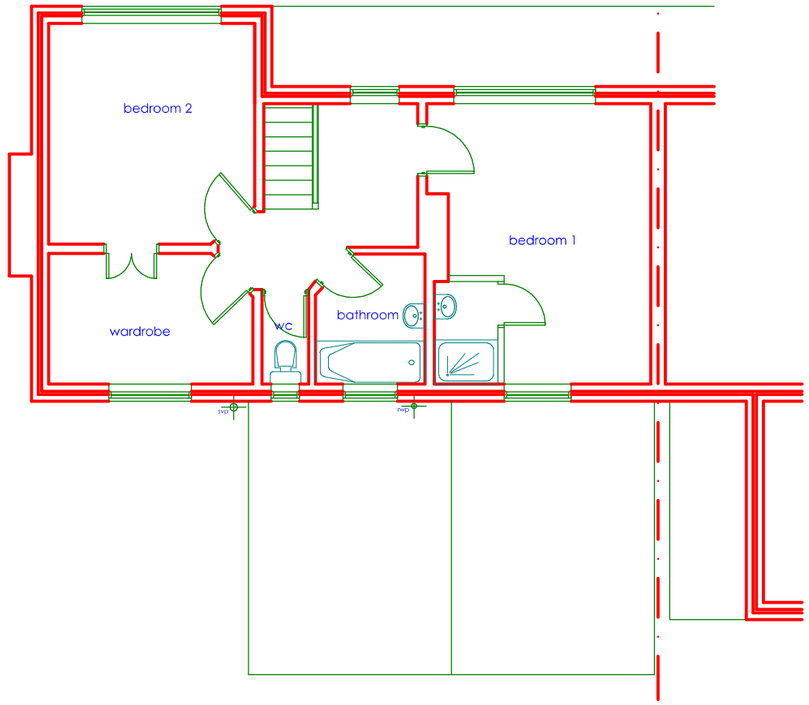

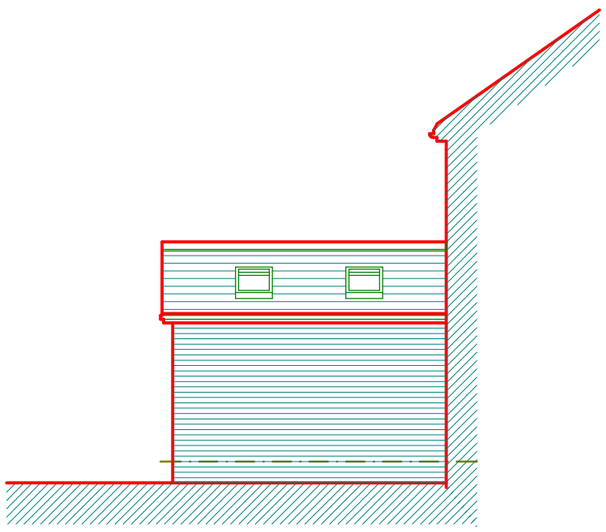

SIDE

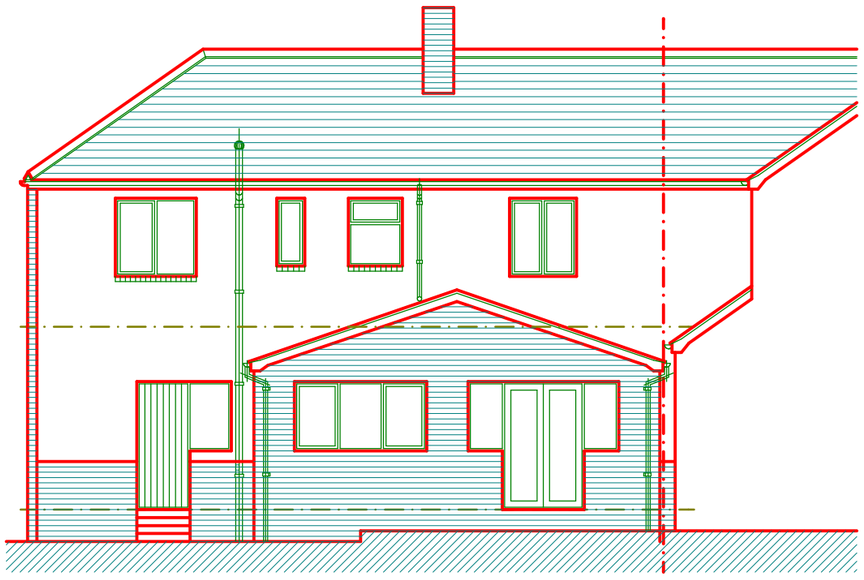

REAR

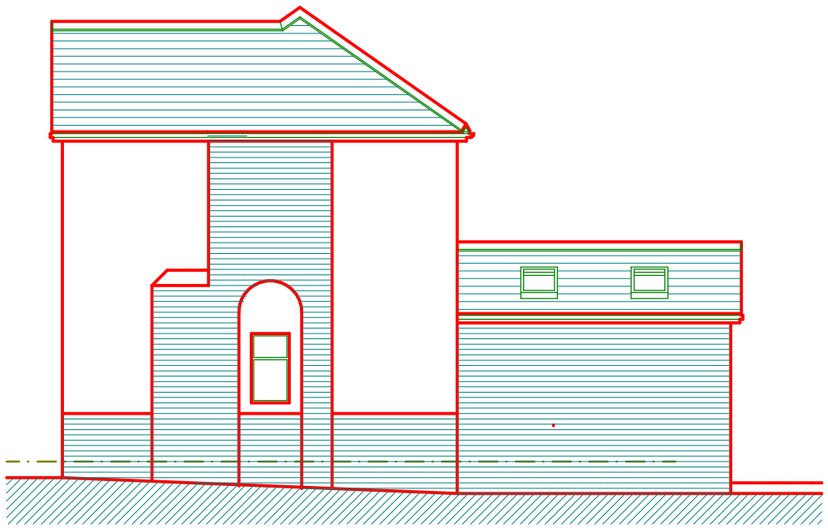

SIDE

D A V I D Y O U N G A R C H I T E C T
37 TEMPLE DRIVE : SWINTON : MANCHESTER : M27 4EA
TEL 0161 793 0737 MOBILE 07774 181 336

The contractor(s) are responsible for checking all dimensions and existing features on site prior to fabrication, manufacture or construction of the works

1:100 when printed @ A3 size

0 1000 2000 3000 4000 5000 6000

Scale: all dimension in mm unless otherwise stated

EXISTING PLANS & ELEVATIONS DWG : 05

86 CLAUDE ROAD CHORLTONVILLE MANCHESTER M21 8DF
APRIL 2013
REV