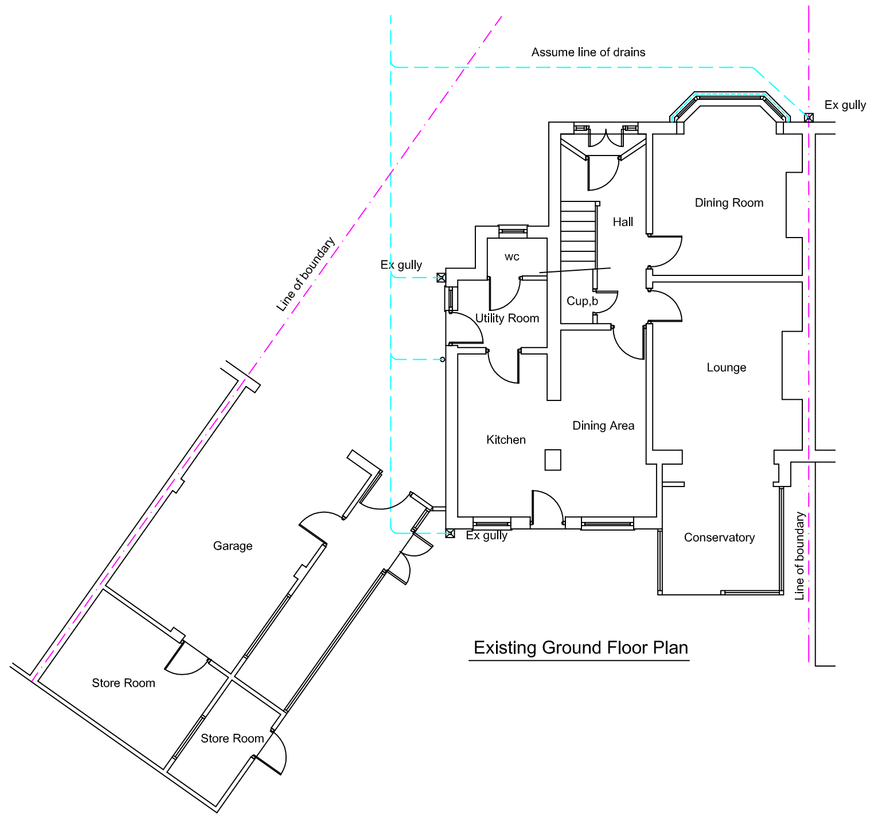

Existing Ground Floor Plan

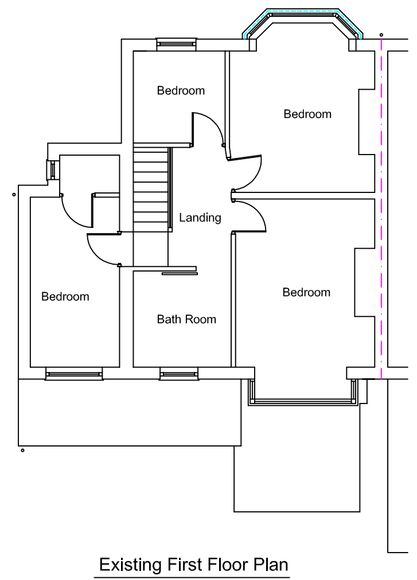

Existing First Floor Plan

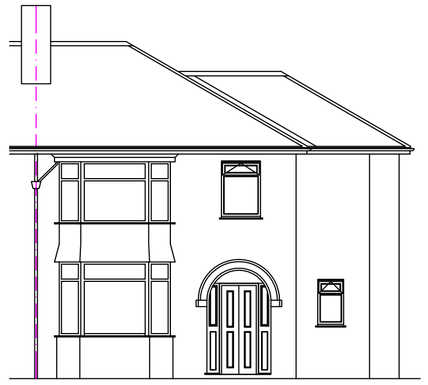

Existing Front Elevation

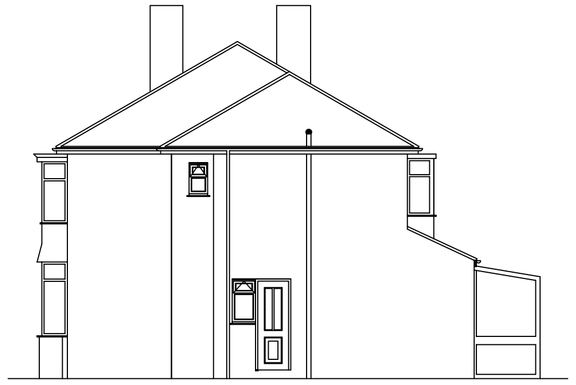

Existing Side Elevation



Existing Rear Elevation

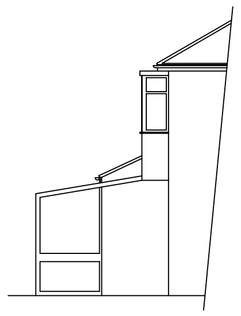

Existing Side Elevation

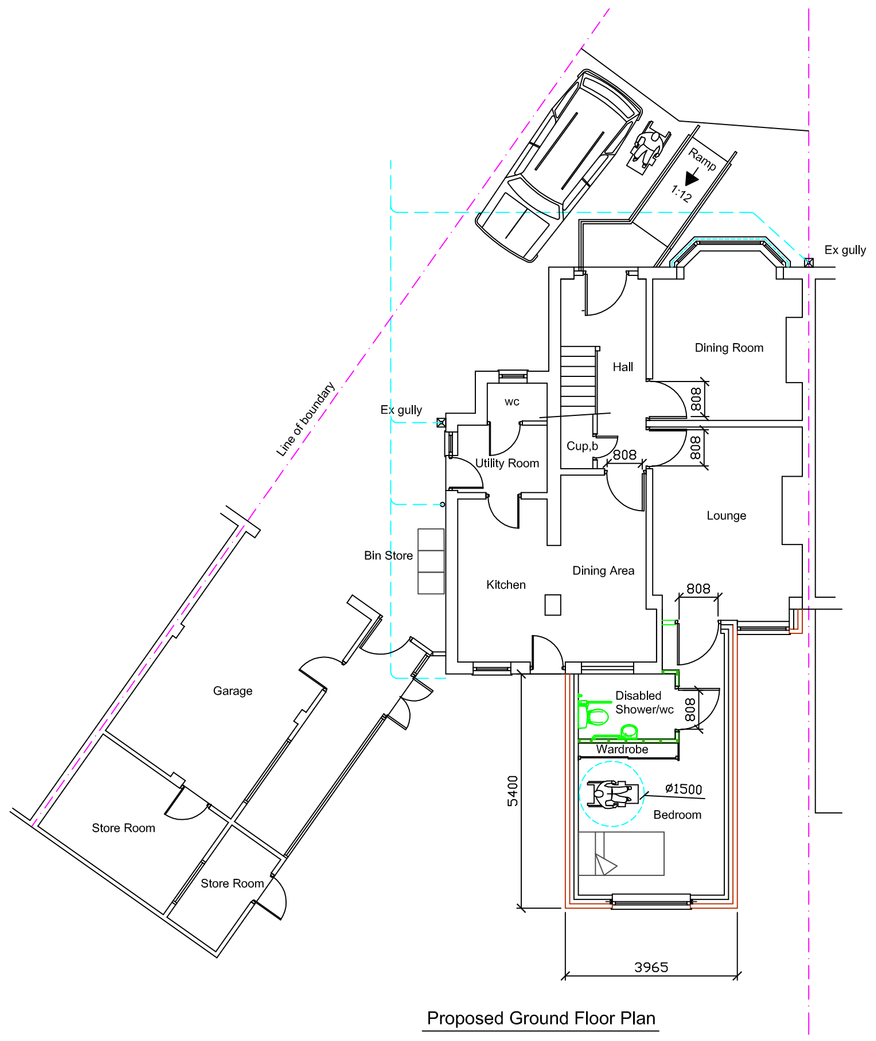

Proposed Ground Floor Plan

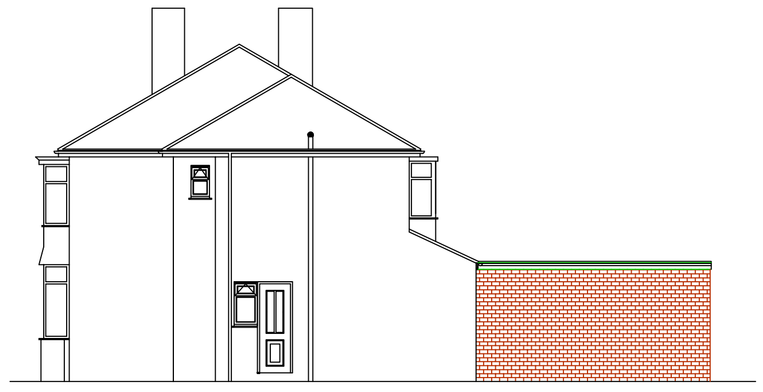

Proposed Side Elevation



Proposed Rear Elevation

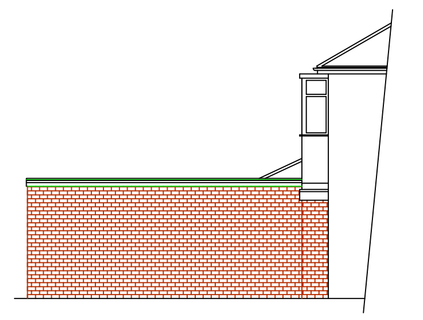

Proposed Side Elevation

1. Lighting controls as provisions above.
2. Emergency lighting to be provided to W.C cubicle in accordance with BS5266.
3. Heat emitters screened or to have surfaces below 43 degrees Celsius.
4. WC pans conform to BS 5503-3 or BS 5504-4 in terms of key dimensions in order to accommodate the use of a variable height toilet seat riser.
5. Cisterns for W.Cs that will be used by wheelchair users are have their flushing mechanism positioned on the open or transfer side of the space, irrespective of handing.
6. Terminal fittings comply with Guidance Note G18.5 of the Guidance Document relating to Schedule 2: Requirements for Water Fittings, of the Water Supply (Water Fittings) Regulations 1999, ø 1999/1148.
7. Stud walls to be lined in plywood to ensure secure fixings of fittings/grab rails.

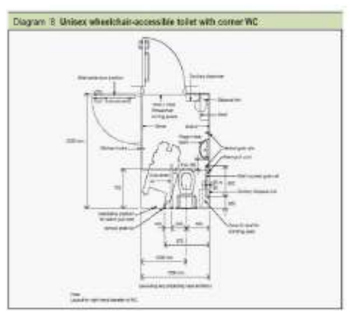

PROJECT TITLE
Proposed Single Storey
Rear Extension

CLIENT
Eve Furness

DRWG No	DATE	REV
11/11/081-1	Nov'11	

SCALE	DRAWN	CHECKED
1:100	WMC	

SITE ADDRESS :-
11 Deverill Ave
Gorton
Manchester
M18 7LY

PRIMROSE COTTAGE
14 PRIMROSE BANK
GREENFIELD
SADDLEWORTH
OL3 7JP
TEL: 01457 871202
wmshowa@aol.com

This Drawing is protected by copyright and the information contained therein is the property of WILLIAM McCALL The Drawing may not be copied and the Information contained therein may not be used or disclosed without the written permission of and in the manner permitted by WILLIAM McCALL

A1