BDP

Acoustics

Westminster House, Portland Street, Manchester

Noise Impact Assessment

Prepared for: Norwich Union Life & Pensions Ltd
2 Rougier Street
York
YO90 1UU

Prepared by: BDP Acoustics
Building Design Partnership
Sunlight House, PO Box 85,
Quay Street, Manchester.
M60 3JA

Tel: +44 (0) 161 834 8441
Fax: +44 (0) 161 832 4280
Email: acoustics@bdp.co.uk

Report ref: P2001529/1269/CAW
Date: January 2007

BDP
Acoustics

CONTENTS

1.0	INTRODUCTION	2
2.0	NOISE MEASUREMENT	3
2.1.	Site and Local Area Description	3
2.2.	Survey Details	3
2.3.	Survey Procedure	3
2.4.	Description of Noise Climate	3
2.5.	Survey Results	3
3.0	NOISE ASSESSMENT CRITERIA	5
4.0	PLANT NOISE PREDICTION	7
4.1.	External Noise level prediction procedure	7
5.0	CONCLUSIONS	9

APPENDIX I GLOSSARY OF ACOUSTIC TERMS

APPENDIX II SITE MAP AND MEASUREMENT POSITIONS

APPENDIX III SURVEY RESULTS

APPENDIX IV MANUFACTURER'S NOISE DATA

1.0 INTRODUCTION

BDP Acoustics has been commissioned by Norwich Union to assess the impact on existing noise levels from proposed air conditioning plant to be installed at their premises at Westminster House, Portland Street, Manchester.

It is understood that it is proposed to install 1 no. Hitachi RAS 16FSN outdoor condenser unit, externally at lower ground floor level on the Aytoun Street façade of Westminster House.

Manchester City Council has requested the following information to be incorporated into the planning application for the outdoor condenser unit:

Details regarding the noise output from the units, including the cumulative impact of all units operating simultaneously, and any acoustic attenuation measures you are proposing to install to limit the breakout of noise from the units. You should also provide details of ambient noise levels during the daytime, night and weekends and assess how noise from the units will impact on ambient noise levels.

In summary this report considers the existing noise and addresses the following issues:

- The current noise climate at the nearest noise sensitive premises of Westminster House;
- Predictions of noise levels generated by the proposed external plant item to the nearest noise sensitive premises of Westminster House;
- Recommendations for an appropriate scheme of acoustic measures where necessary.

2.0 NOISE MEASUREMENT

2.1. Site and Local Area Description

Westminster House is located on Portland Street, in the centre of Manchester, between the Portland and Britannia hotels. The building has façades facing Portland Street, Aytoun Street, and Mayor Street. Portland Street and Aytoun Street are busy roads, and several tram lines run along Aytoun Street in close proximity to Westminster House. The immediate surrounding area contains several hotels, bars and restaurants, offices, a bank and some apartments on the opposite side of Aytoun Street.

The plant is to be located externally in a service walkway at lower ground floor level on the Aytoun Street façade of Westminster House. There are currently items of plant located at either end of the corridor servicing offices on higher floors of Westminster House. Noise from these items of plant did not influence noise measurements during the surveys. The nearest noise sensitive premises to the proposed plant will be located above on the first floor of Westminster House.

2.2. Survey Details

Continuous noise measurements were undertaken at a secure location within the service walkway on Aytoun Street, corresponding to the nearest noise sensitive façade of Westminster House, between 14:35 hours on Friday 5th January to 09:20 hours on Tuesday 9th January 2007. Spot measurements were also taken at the same location during a site visit on Thursday 4th January 2007.

The weather conditions were calm and dry during the spot measurements and overcast with occasional showers during the continuous measurements.

The readings were taken at a height of approximately 2 m in order to project the microphone above a low lying wall. A site plan detailing the measurement position is presented within Appendix II.

2.3. Survey Procedure

The instrumentation used during the surveys was a Brüel and Kjær 2260 Type 1 Sound Level Meter. The sound level meter was calibrated before and after the survey and no drift in level was observed. A-weighted fast response levels were measured throughout, recording continuous 5 minute sample measurements over the measurement periods.

2.4. Description of Noise Climate

Background noise levels are dominated by traffic noise from nearby busy roads which carry a large volume of city centre traffic including buses, particularly Aytoun Street, which also has several tram lines.

2.5. Survey Results

Table 1 shows the average results of the spot measurements carried out on Thursday 4th January. Table 2 shows the average statistical noise levels measured at Westminster House at daytime and night time weekday and weekend periods. A table detailing statistical

noise levels logged over each 5 minute period over the long term measurement survey can be found in Appendix III.

Table 1: Averaged statistical noise levels measured at Westminster House on Thursday 4th January 2007

Measurement Period	L_{Aeq} dB	L_{Amax} dB*	L_{A10} dB*	L_{A90} dB*
Thursday 4th January 2007 13:39 – 13:54	65.6	79.7	68.3	59.3

Table 2: Average statistical noise levels measured at Westminster House between 5th and 9th January 2007

Measurement Period	L_{Aeq} dB	L_{Amax} dB*	L_{A10} dB*	L_{A90} dB*
Friday 5th January 2007 Daytime 14:35 - 23:00	67.4	81.3	69.8	60.1
Friday 5th January 2007 Night time 23:00 – 07:00	63.8	75.3	65.6	55.0
Saturday 6th January 2007 Daytime 07:00 – 23:00	67.2	80.9	69.7	60.1
Saturday 6th January 2007 Night time 23:00 – 07:00	63.5	74.2	65.2	55.6
Sunday 7th January 2007 Daytime 07:00 – 23:00	66.4	79.3	69.1	58.5
Sunday 7th January 2007 Night time 23:00 – 07:00	61.8	71.9	63.2	52.8
Monday 8th January 2007 Daytime 07:00 – 23:00	67.7	80.3	69.8	61.0
Monday 8th January 2007 Night time 23:00 – 07:00	61.5	71.7	62.3	51.7
Tuesday 9th January 2007 Daytime 07:00 – 09:20	66.7	79.0	69.6	60.6

*Arithmetic average

3.0 NOISE ASSESSMENT CRITERIA

BS 4142:1997 'Rating Industrial Noise Affecting Mixed Residential and Industrial Areas'

This code of practice describes a method of determining the level of noise of an industrial nature, together with procedures for assessing whether the noise in question is likely to give rise to complaints from noise sensitive premises.

Part 9 of the code of practice, 'Assessment Method', assesses the likelihood of complaints by subtracting the measured background noise level from the rating level.

It states the following guidance:

- A difference of around + 10 dB or more indicates that complaints are likely.
- A difference of + 5 dB is of marginal significance.

3.1 Proposed noise criteria used for this assessment

External Noise Criterion

It is understood that the proposed items of plant will only operate in weekday daytime periods, during office opening hours (typically between 09:00 hours until 18:00 hours). Due to this, weekday background levels during office hours have been used to propose plant noise limits at the nearest noise sensitive façade of Westminster House. Table 3 below presents the average statistical noise levels measured during weekday daytime periods during office hours between Friday 5th January 2007 and Tuesday 9th January 2007.

Table 3: Average statistical noise levels measured during office hours between Friday 5th January and Tuesday 9th January 2007 at Westminster House

Measurement Period	L_{Aeq} dB	L_{AMax} dB*	L_{A10} dB*	L_{A90} dB*
Friday 5th January 2007 Office Hours 14:35 - 18:00	67.5	81.7	70.1	61.7
Monday 8th January 2007 Office Hours 09:00 – 18:00	67.8	80.7	70.3	62.1
Tuesday 9th January 2007 Office Hours 09:00 – 09:20	67.9	77.7	70.9	62.3

The lowest equivalent $L_{A90,1hr}$ measured during weekday daytime periods during office opening hours between Friday 5th January 2007 and Tuesday 9th January 2007 was 61.4dB.

For the purposes of this scheme the following external noise criteria will be used:

- Upon installation of the plant items the noise level at the nearest noise sensitive premises should not exceed $L_{A90,\ 1hr}$= 58.4 dB(A).

This L_{A90} is the lowest equivalent $L_{A90,1hr}$ measured during weekday daytime periods during office opening hours, corrected to take into account that the measurements were carried out close to several façades within the service walkway. Designing to this limit should ensure minimal impact on the existing noise climate in accordance with BS4142.

4.0 PLANT NOISE PREDICTION

It is understood that it is proposed to install 1 no. Hitachi RAS 16FSN outdoor condenser unit at lower ground floor level on the Aytoun Street facade. The plant is to be located outside a glazed façade of the Norwich Union offices at Westminster House. See site plan presented in Appendix II for location. The nearest noise sensitive premises to the proposed plant are premises located above on the first floor of Westminster House.

Plant Noise Data

Table 4 below presents the octave band sound pressure level measured at 1 metre from a Hitachi RAS 16FSN outdoor condenser unit, at a height of 1.5 metres. This octave band data was obtained from manufacturer. The relevant extract form the manufacturer's data used in this assessment is presented within Appendix IV.

Table 4: Octave band sound pressure level measured at 1 metre from a Hitachi RAS 16FSN outdoor condenser unit, at a height of 1.5 metres.

Octave Band Centre Frequency (Hz)	***63***	***125***	***250***	***500***	***1k***	***2k***	***4k***	***8k***	***dBA***
Model No. RAS 16FSN	69.0	65.5	61.0	56.5	51.0	42.5	36.0	33.0	62.0

4.1. External Noise level prediction procedure

Table 6 summarises the results of the calculations to predict the noise level at the nearest noise sensitive premises whilst the unit is operating.

The following assumption was made for the calculations:

- No BS4142 rating correction has been taken as, according to the manufacturer's data sheet, the condensers do not exhibit any significant tonality or distinct pulses.
- A correction of +6dB has been applied to the manufacturer's free field noise levels as the plant is to be located close to several façades within the service walkway.
- A correction of -10dB has been taken to account for the plant being located within a service walkway and therefore screened from the first floor rooms above. This effectively creates a barrier between the plant and the nearest noise sensitive premises on the first floor.

Table 5 – Summary of calculations to predict background noise level at nearest residential façade while air conditioning unit is operating. Calculations based on 4142 methodology.

Total sound pressure level (dBA) of 1 no. outdoor condenser unit @ 1 m (free field)	**62.0**
Rating correction (dB)	**0**
Façade correction	**+6**
Barrier Correction	**-10**
Predicted rating at first floor level of Aytoun Street façade of Westminster House with plant unit operating (dB)	**58.0**
Lowest Background Level ($dBL_{A90,\ 1hr}$) measured during office hours between Friday 5th January to Tuesday 9th January 2007	**58.4**
Excess of rating over background level (dB)	**-0.4**

Table 5 shows that the predicted rating level when the outdoor condenser unit is running will meet the criteria set in accordance with BS4142. Therefore it is considered that external noise levels generated by the proposed outdoor condenser unit will not result in a significant impact on the existing noise climate at the nearest noise sensitive premises at Westminster House.

5.0 CONCLUSIONS

A noise impact assessment of proposed plant to be installed at Westminster House, Portland Street, Manchester has been completed.

Continuous noise measurements were undertaken at lower ground floor level of Westminster House facing Aytoun Street, between 14:35 hours on Friday 5th January to 09:20 hours on Tuesday 9th January 2007.

Suitable design targets have been selected based on current guidance documents.

Calculations have been undertaken to determine the resultant external noise levels expected at the nearest façade of Westminster House to the proposed Hitachi RAS 16FSN outdoor condenser unit.

From the external noise level predication calculations, it is considered that noise levels generated by the proposed outdoor condenser unit will not result in a significant impact on existing noise levels at the nearest noise sensitive premises on the first floor of Westminster House.

APPENDIX I – GLOSSARY OF ACOUSTIC TERMS

Decibel, dB

This is the unit used to measure sound. The human ear has an approximately logarithmic response to acoustic pressure over a very large dynamic range (typically 20 micro-Pascals to 100 Pascals). An increase of 10dB in sound pressure level subjectively corresponds to a doubling in the perceived loudness of sound.

Octave and Third Octave Bands

The human ear is sensitive to sound over a range of approximately 20 Hz to 20kHz, and is generally more sensitive to medium and high frequencies than to low frequencies. In order to define the frequency content of a noise, the spectrum is divided into frequency bands, and the sound pressure level is measured in each band. The most commonly used frequency bands are octave bands, in which the mid frequency of each band is twice that of the band below it. For finer analysis, each octave band may be split into three one-third octave bands.

A-Weighting

Normal hearing covers the frequency range from about 20Hz to 20kHz but sensitivity is greatest between about 500Hz and 8kHz. The "A-Weighting" is an electronic filters network incorporated in sound level meters which approximately corresponds to the frequency response of the ear. The unit of measurement of A-weighted sound level is dBA.

Equivalent Continuous Sound Level, L_{eq}

The continuous equivalent sound level, L_{eq} is a notional sound level. It is the sound level which, if maintained for a given length of time, would produce the same acoustic energy as a fluctuating noise over the same time period. The A-weighted L_{eq} is widely used to measure any environmental noise which varies considerably with time and is denoted as the L_{Aeq}.

Statistical Level: L_{90}

Sound pressure level that is exceeded for 90% of the measurement time. Consequently it is indicative of the general background noise level in the absence of any higher level short duration events that occur during the period.

Noise Rating, NR

NR curves are used to convey frequency information in a single-figure index. To measure the noise rating of a given environment, the sound pressure level is measured in octave or one-third octave bands. The noise rating is then given by the first NR curve which is entirely above the spectrum.

APPENDIX II – SITE PLAN AND MEASUREMENT POSITION

Site Plan

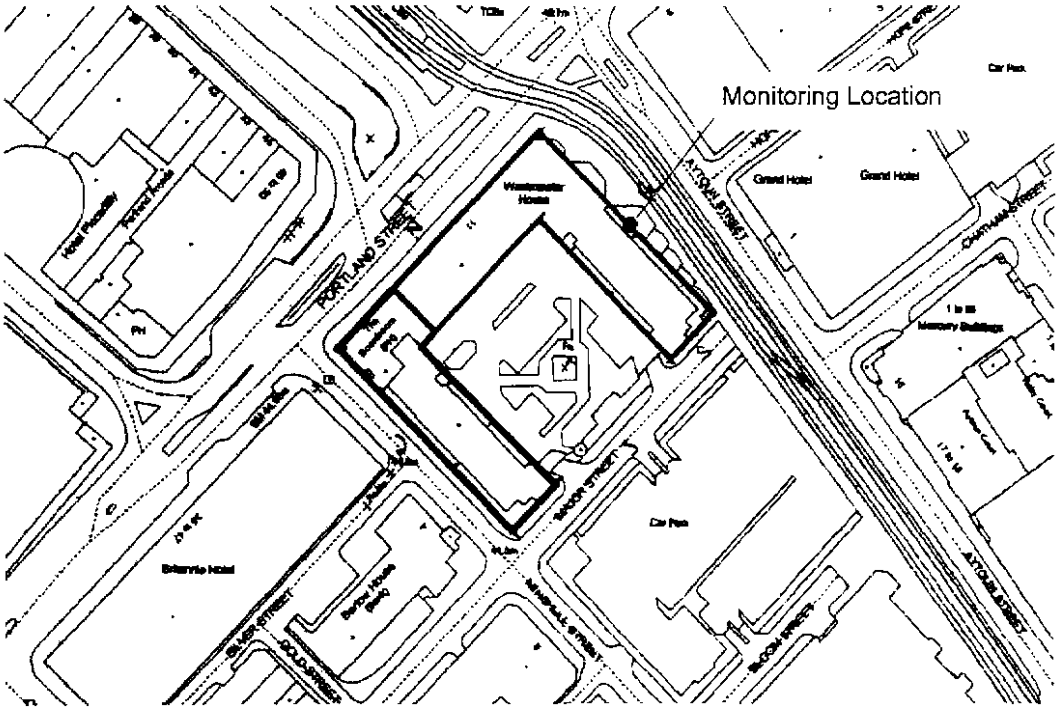
Monitoring Location
PORTLAND STREET
AYTOUN STREET
Grand Hotel
Grand Hotel
Car Park
Car Park
Britannia Hotel
Hotel Piccadilly
Portland Arcade
Westminster House
Mercury Buildings
CHATHAM STREET
SILVER STREET
GOLD STREET
MINERVAL STREET
BLOOM STREET
BLOOM STREET
AYTOUN STREET

Location of Proposed Plant on Aytoun Street Façade.

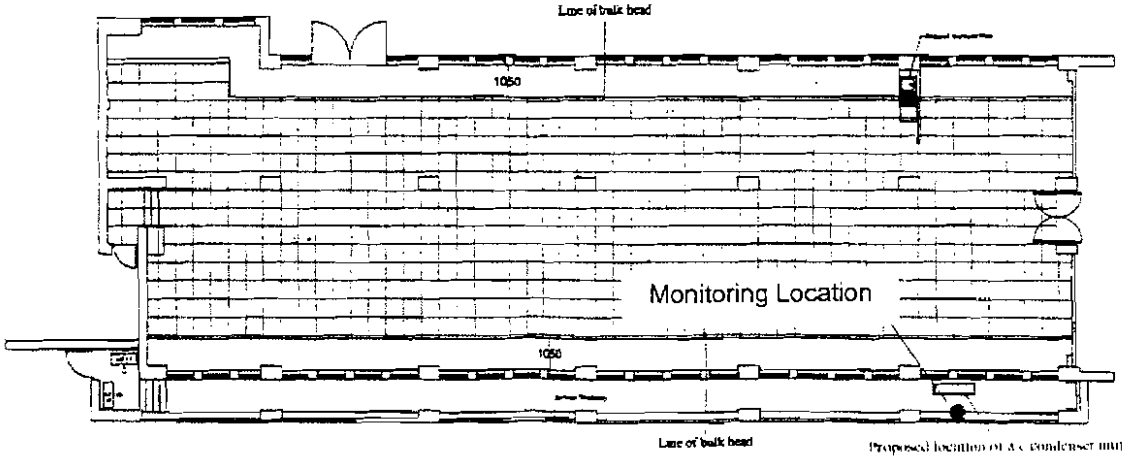

Aytoun Street

Cross Section of Westminster House

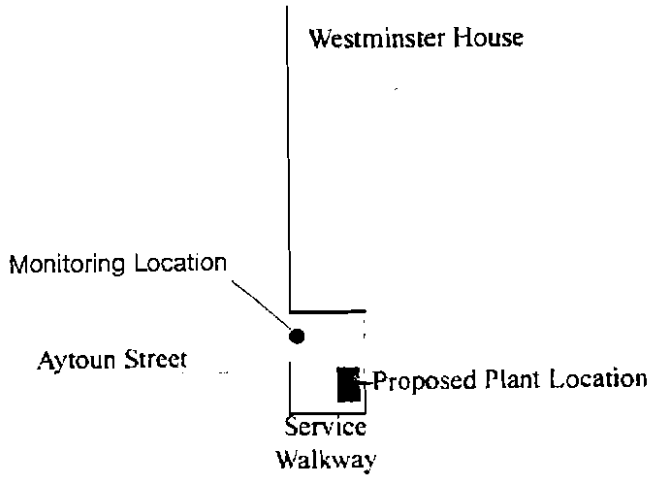

APPENDIX III – SURVEY RESULTS

Summary of noise levels measured at ground floor level of Westminster House, Aytoun Street façade, Manchester between the 5th and 9th January 2007

Date	Time (hh:mm:ss)	Duration (mm:ss)	L_{Aeq} (dB)	L_{Amax} (dB)	L_{A10} (dB)	L_{A90} (dB)
05/01/2007	14:35:54	5.00	67.1	80.7	70.3	61.0
05/01/2007	14:40:54	5.00	66.0	78.5	68.5	61.3
05/01/2007	14:45:54	5.00	67.9	82.7	70.7	61.9
05/01/2007	14:50:54	5.00	66.4	77.9	69.8	60.0
05/01/2007	14:55:54	5.00	66.2	81.3	68.5	61.3
05/01/2007	15:00:54	5.00	67.6	81.3	69.7	63.1
05/01/2007	15:05:54	5.00	68.0	84.5	71.1	61.9
05/01/2007	15:10:54	5.00	66.0	78.1	69.2	59.4
05/01/2007	15:15:54	5.00	69.1	88.7	71.5	61.7
05/01/2007	15:20:54	5.00	65.5	82.9	68.2	59.9
05/01/2007	15:25:54	5.00	68.4	86.3	71.5	61.6
05/01/2007	15:30:54	5.00	68.5	76.1	70.9	63.7
05/01/2007	15:35:54	5.00	67.7	80.2	71.3	60.1
05/01/2007	15:40:54	5.00	66.9	75.8	69.3	62.0
05/01/2007	15:45:54	5.00	69.3	78.5	72.6	65.0
05/01/2007	15:50:54	5.00	67.1	77.6	70.4	60.6
05/01/2007	15:55:54	5.00	67.6	81.5	70.7	61.1
05/01/2007	16:00:54	5.00	67.9	81.1	71.0	62.6
05/01/2007	16:05:54	5.00	65.5	81.9	67.9	59.8
05/01/2007	16:10:54	5.00	68.6	87.1	71.2	63.5
05/01/2007	16:15:54	5.00	67.0	83.1	69.8	62.2
05/01/2007	16:20:54	5.00	65.2	78.1	67.7	60.3
05/01/2007	16:25:54	5.00	68.7	79.4	71.6	64.2
05/01/2007	16:30:54	5.00	66.6	82.3	69.5	60.1
05/01/2007	16:35:54	5.00	65.1	78.2	68.1	59.0
05/01/2007	16:40:54	5.00	67.1	76.2	70.2	61.3
05/01/2007	16:45:54	5.00	67.0	85.3	70.1	62.3
05/01/2007	16:50:54	5.00	67.7	87.1	70.2	62.1
05/01/2007	16:55:54	5.00	69.3	90.2	70.2	62.6
05/01/2007	17:00:54	5.00	67.8	84.3	71.3	59.9
05/01/2007	17:05:54	5.00	70.5	89.5	72.2	60.7
05/01/2007	17:10:54	5.00	68.2	80.0	70.5	65.1
05/01/2007	17:15:54	5.00	67.3	76.8	70.4	61.9
05/01/2007	17:20:54	5.00	65.4	79.5	68.4	60.6
05/01/2007	17:25:54	5.00	66.7	76.9	69.7	61.1

Date	Time (hh:mm:ss)	Duration (mm:ss)	L_{Aeq} (dB)	L_{Amax} (dB)	L_{A10} (dB)	L_{A90} (dB)
05/01/2007	17:30:54	5.00	67.4	78.2	69.8	62.6
05/01/2007	17:35:54	5.00	67.1	89.1	69.1	61.6
05/01/2007	17:40:54	5.00	67.8	79.9	69.5	62.3
05/01/2007	17:45:54	5.00	67.7	78.7	70.5	63.2
05/01/2007	17:50:54	5.00	67.0	83.3	69.2	63.0
05/01/2007	17:55:54	5.00	68.6	90.0	71.0	62.7
05/01/2007	18:00:54	5.00	68.9	81.3	72.8	62.5
05/01/2007	18:05:54	5.00	67.5	77.6	70.4	62.3
05/01/2007	18:10:54	5.00	68.6	81.5	71.9	62.2
05/01/2007	18:15:54	5.00	68.1	82.7	71.5	60.8
05/01/2007	18:20:54	5.00	73.1	90.8	74.3	60.7
05/01/2007	18:25:54	5.00	72.9	91.2	73.6	61.6
05/01/2007	18:30:54	5.00	67.0	77.5	69.1	62.0
05/01/2007	18:35:54	5.00	67.4	79.9	70.8	61.3
05/01/2007	18:40:54	5.00	65.4	81.2	67.7	59.9
05/01/2007	18:45:54	5.00	66.0	75.4	68.4	60.3
05/01/2007	18:50:54	5.00	65.4	77.0	68.6	59.8
05/01/2007	18:55:54	5.00	67.7	78.1	71.5	62.1
05/01/2007	19:00:54	5.00	69.4	89.9	71.3	62.3
05/01/2007	19:05:54	5.00	67.8	85.6	70.2	61.5
05/01/2007	19:10:54	5.00	65.7	78.9	68.9	57.5
05/01/2007	19:15:54	5.00	67.6	84.1	70.7	59.7
05/01/2007	19:20:54	5.00	69.1	87.5	72.4	59.3
05/01/2007	19:25:54	5.00	65.5	77.7	68.3	58.9
05/01/2007	19:30:54	5.00	67.8	88.0	70.4	61.1
05/01/2007	19:35:54	5.00	65.8	77.8	69.1	59.1
05/01/2007	19:40:54	5.00	66.8	81.4	69.3	60.0
05/01/2007	19:45:54	5.00	65.2	78.8	68.8	59.1
05/01/2007	19:50:54	5.00	64.5	76.2	67.2	58.9
05/01/2007	19:55:54	5.00	67.7	86.0	70.5	60.8
05/01/2007	20:00:54	5.00	65.9	78.3	69.2	58.5
05/01/2007	20:05:54	5.00	65.5	77.4	68.4	57.9
05/01/2007	20:10:54	5.00	65.7	78.3	68.7	57.4
05/01/2007	20:15:54	5.00	64.3	76.0	67.4	57.9
05/01/2007	20:20:54	5.00	65.5	80.3	68.7	57.1
05/01/2007	20:25:54	5.00	64.4	77.2	67.4	57.2
05/01/2007	20:30:54	5.00	68.0	84.6	72.6	58.2

Date	Time (hh:mm:ss)	Duration (mm:ss)	L_{Aeq} (dB)	L_{Amax} (dB)	L_{A10} (dB)	L_{A90} (dB)
05/01/2007	20:35:54	5.00	66.4	81.4	69.6	58.6
05/01/2007	20:40:54	5.00	65.0	76.8	67.8	57.3
05/01/2007	20:45:54	5.00	66.8	76.8	70.8	58.8
05/01/2007	20:50:54	5.00	67.7	88.3	69.3	58.8
05/01/2007	20:55:54	5.00	65.8	77.9	68.8	58.2
05/01/2007	21:00:54	5.00	66.8	79.6	70.0	59.0
05/01/2007	21:05:54	5.00	66.1	82.1	69.0	58.1
05/01/2007	21:10:54	5.00	64.7	78.5	68.4	57.6
05/01/2007	21:15:54	5.00	63.4	75.5	66.7	56.1
05/01/2007	21:20:54	5.00	65.7	83.7	67.4	55.1
05/01/2007	21:25:54	5.00	65.8	79.5	69.3	57.4
05/01/2007	21:30:54	5.00	65.6	78.0	69.9	57.8
05/01/2007	21:35:54	5.00	65.5	78.8	68.7	58.2
05/01/2007	21:40:54	5.00	68.7	84.7	72.0	58.8
05/01/2007	21:45:54	5.00	68.3	90.8	69.7	58.0
05/01/2007	21:50:54	5.00	65.0	78.3	68.4	58.6
05/01/2007	21:55:54	5.00	65.7	77.3	68.9	58.2
05/01/2007	22:00:54	5.00	65.4	82.9	68.9	58.0
05/01/2007	22:05:54	5.00	65.4	77.2	68.3	58.3
05/01/2007	22:10:54	5.00	64.6	78.4	67.9	57.6
05/01/2007	22:15:54	5.00	66.5	78.9	69.7	57.9
05/01/2007	22:20:54	5.00	63.5	77.1	65.9	57.6
05/01/2007	22:25:54	5.00	66.0	77.7	69.9	57.4
05/01/2007	22:30:54	5.00	72.4	91.4	72.0	57.3
05/01/2007	22:35:54	5.00	69.1	94.7	71.8	57.9
05/01/2007	22:40:54	5.00	63.3	76.2	66.8	57.8
05/01/2007	22:45:54	5.00	66.5	78.9	70.9	57.8
05/01/2007	22:50:54	5.00	64.7	80.2	68.2	55.9
05/01/2007	22:55:54	5.00	68.5	84.0	72.0	59.6
05/01/2007	23:00:54	5.00	67.2	80.6	69.9	60.6
05/01/2007	23:05:54	5.00	63.6	80.5	65.0	56.8
05/01/2007	23:10:54	5.00	65.4	81.2	69.0	56.6
05/01/2007	23:15:54	5.00	66.1	80.2	68.7	58.2
05/01/2007	23:20:54	5.00	63.7	76.2	67.0	57.0
05/01/2007	23:25:54	5.00	65.9	80.2	69.5	57.8
05/01/2007	23:30:54	5.00	75.4	93.3	75.1	59.1
05/01/2007	23:35:54	5.00	66.1	78.2	69.6	58.2

Date	Time (hh:mm:ss)	Duration (mm:ss)	L_{Aeq} (dB)	L_{Amax} (dB)	L_{A10} (dB)	L_{A90} (dB)
05/01/2007	23:40:54	5.00	63.3	76.0	66.0	58.4
05/01/2007	23:45:54	5.00	65.3	82.2	68.9	55.5
05/01/2007	23:50:54	5.00	65.0	78.0	68.6	57.1
05/01/2007	23:55:54	5.00	66.5	80.6	70.4	57.4
06/01/2007	00:00:54	5.00	65.7	78.2	68.8	58.2
06/01/2007	00:05:54	5.00	68.6	85.9	71.8	61.2
06/01/2007	00:10:54	5.00	66.0	80.3	70.2	56.6
06/01/2007	00:15:54	5.00	61.9	75.4	64.9	55.6
06/01/2007	00:20:54	5.00	64.0	77.7	67.2	56.7
06/01/2007	00:25:54	5.00	65.6	78.4	69.6	57.7
06/01/2007	00:30:54	5.00	62.1	72.9	64.1	58.7
06/01/2007	00:35:54	5.00	65.9	81.7	70.0	57.3
06/01/2007	00:40:54	5.00	61.1	72.7	64.0	57.2
06/01/2007	00:45:54	5.00	66.3	82.0	69.3	59.1
06/01/2007	00:50:54	5.00	64.5	81.9	67.1	58.0
06/01/2007	00:55:54	5.00	67.0	79.1	69.5	59.1
06/01/2007	01:00:54	5.00	61.2	66.9	64.0	56.3
06/01/2007	01:05:54	5.00	64.0	75.6	67.1	57.9
06/01/2007	01:10:54	5.00	64.1	77.3	66.8	56.9
06/01/2007	01:15:54	5.00	62.6	79.0	65.9	55.3
06/01/2007	01:20:54	5.00	62.0	75.3	64.6	56.0
06/01/2007	01:25:54	5.00	60.8	68.6	64.0	56.7
06/01/2007	01:30:54	5.00	59.6	65.4	62.5	55.4
06/01/2007	01:35:54	5.00	60.8	70.1	63.7	55.3
06/01/2007	01:40:54	5.00	62.4	77.8	65.2	56.0
06/01/2007	01:45:54	5.00	60.1	67.0	63.0	56.5
06/01/2007	01:50:54	5.00	60.2	73.6	63.1	54.7
06/01/2007	01:55:54	5.00	61.6	77.9	64.9	56.0
06/01/2007	02:00:54	5.00	63.0	75.9	65.5	55.7
06/01/2007	02:05:54	5.00	63.1	74.9	67.1	54.6
06/01/2007	02:10:54	5.00	60.7	69.2	64.0	55.2
06/01/2007	02:15:54	5.00	61.9	74.5	64.7	56.0
06/01/2007	02:20:54	5.00	62.7	76.1	65.4	55.8
06/01/2007	02:25:54	5.00	61.8	73.8	65.2	56.6
06/01/2007	02:30:54	5.00	58.6	65.1	61.4	55.1
06/01/2007	02:35:54	5.00	59.8	70.0	63.2	53.9
06/01/2007	02:40:54	5.00	62.8	73.5	66.6	55.7

Date	Time (hh:mm:ss)	Duration (mm:ss)	L_{Aeq} (dB)	L_{Amax} (dB)	L_{A10} (dB)	L_{A90} (dB)
06/01/2007	02:45:54	5.00	58.8	65.2	62.1	54.8
06/01/2007	02:50:54	5.00	61.3	72.4	64.9	54.5
06/01/2007	02:55:54	5.00	58.7	68.3	61.9	54.1
06/01/2007	03:00:54	5.00	59.7	66.7	62.7	54.7
06/01/2007	03:05:54	5.00	62.9	78.2	66.0	54.8
06/01/2007	03:10:54	5.00	59.8	67.8	63.1	53.9
06/01/2007	03:15:54	5.00	61.5	75.2	65.2	55.5
06/01/2007	03:20:54	5.00	59.7	67.0	62.8	53.9
06/01/2007	03:25:54	5.00	62.5	86.0	63.8	55.8
06/01/2007	03:30:54	5.00	61.3	75.5	64.9	54.4
06/01/2007	03:35:54	5.00	61.4	76.2	64.6	53.6
06/01/2007	03:40:54	5.00	61.1	73.2	64.5	54.2
06/01/2007	03:45:54	5.00	65.7	78.5	69.8	53.9
06/01/2007	03:50:54	5.00	65.0	75.0	71.3	54.9
06/01/2007	03:55:54	5.00	62.1	78.3	64.3	53.0
06/01/2007	04:00:54	5.00	58.5	70.2	62.2	52.3
06/01/2007	04:05:54	5.00	60.0	73.5	63.3	53.7
06/01/2007	04:10:54	5.00	61.4	70.7	65.0	55.5
06/01/2007	04:15:54	5.00	57.3	63.4	59.6	53.6
06/01/2007	04:20:54	5.00	57.1	65.8	60.7	51.3
06/01/2007	04:25:54	5.00	56.5	65.5	60.3	50.7
06/01/2007	04:30:54	5.00	57.4	70.7	60.0	50.7
06/01/2007	04:35:54	5.00	54.3	63.6	57.8	50.0
06/01/2007	04:40:54	5.00	56.1	66.9	59.3	51.6
06/01/2007	04:45:54	5.00	60.4	76.0	63.1	52.7
06/01/2007	04:50:54	5.00	56.4	66.9	60.0	51.8
06/01/2007	04:55:54	5.00	61.6	72.8	64.3	54.0
06/01/2007	05:00:54	5.00	58.0	65.1	61.2	53.7
06/01/2007	05:05:54	5.00	57.2	68.3	60.1	51.0
06/01/2007	05:10:54	5.00	61.6	71.5	66.0	53.6
06/01/2007	05:15:54	5.00	61.4	76.6	63.5	50.9
06/01/2007	05:20:54	5.00	61.7	77.4	66.1	52.8
06/01/2007	05:25:54	5.00	60.5	77.0	62.3	51.9
06/01/2007	05:30:54	5.00	61.8	74.4	65.4	52.7
06/01/2007	05:35:54	5.00	62.3	74.9	66.8	51.9
06/01/2007	05:40:54	5.00	60.0	73.4	62.2	51.3
06/01/2007	05:45:54	5.00	61.9	74.8	66.8	50.8

Date	Time (hh:mm:ss)	Duration (mm:ss)	L_{Aeq} (dB)	L_{Amax} (dB)	L_{A10} (dB)	L_{A90} (dB)
06/01/2007	05:50:54	5.00	63.0	83.0	67.2	54.1
06/01/2007	05:55:54	5.00	62.1	77.6	65.4	52.3
06/01/2007	06:00:54	5.00	65.1	79.4	69.6	54.2
06/01/2007	06:05:54	5.00	60.9	76.0	62.0	51.9
06/01/2007	06:10:54	5.00	66.2	83.0	70.5	53.2
06/01/2007	06:15:54	5.00	64.3	78.2	68.3	54.3
06/01/2007	06:20:54	5.00	66.4	76.8	70.7	54.1
06/01/2007	06:25:54	5.00	63.6	76.4	68.4	53.5
06/01/2007	06:30:54	5.00	63.4	81.4	66.3	53.7
06/01/2007	06:35:54	5.00	64.2	75.9	67.9	55.9
06/01/2007	06:40:54	5.00	66.2	84.2	69.0	56.2
06/01/2007	06:45:54	5.00	65.0	81.8	68.6	54.9
06/01/2007	06:50:54	5.00	64.5	85.0	67.7	53.9
06/01/2007	06:55:54	5.00	64.1	84.5	67.1	54.0
06/01/2007	07:00:54	5.00	64.9	78.5	68.3	56.5
06/01/2007	07:05:54	5.00	65.9	86.0	68.7	57.3
06/01/2007	07:10:54	5.00	66.6	78.6	70.6	56.0
06/01/2007	07:15:54	5.00	63.3	76.5	67.1	55.5
06/01/2007	07:20:54	5.00	65.2	77.4	69.4	54.4
06/01/2007	07:25:54	5.00	64.1	81.5	67.8	53.6
06/01/2007	07:30:54	5.00	64.3	83.3	68.3	56.3
06/01/2007	07:35:54	5.00	67.0	84.6	69.9	59.0
06/01/2007	07:40:54	5.00	64.6	79.7	68.1	57.6
06/01/2007	07:45:54	5.00	66.7	87.3	68.9	55.6
06/01/2007	07:50:54	5.00	68.1	83.7	71.5	61.3
06/01/2007	07:55:54	5.00	65.9	83.3	69.3	58.5
06/01/2007	08:00:54	5.00	65.4	78.4	68.2	58.1
06/01/2007	08:05:54	5.00	66.5	84.9	69.1	58.1
06/01/2007	08:10:54	5.00	67.3	79.0	69.9	61.2
06/01/2007	08:15:54	5.00	67.2	77.9	70.6	58.9
06/01/2007	08:20:54	5.00	66.7	76.4	70.6	59.1
06/01/2007	08:25:54	5.00	66.5	79.6	70.0	59.8
06/01/2007	08:30:54	5.00	66.6	81.5	70.2	59.3
06/01/2007	08:35:54	5.00	66.5	76.5	69.7	61.5
06/01/2007	08:40:54	5.00	69.3	83.3	71.8	61.5
06/01/2007	08:45:54	5.00	69.5	85.6	73.3	61.0
06/01/2007	08:50:54	5.00	63.9	76.5	66.7	57.2

Date	Time (hh:mm:ss)	Duration (mm:ss)	L_{Aeq} (dB)	L_{Amax} (dB)	L_{A10} (dB)	L_{A90} (dB)
06/01/2007	08:55:54	5.00	65.4	81.1	68.5	57.8
06/01/2007	09:00:54	5.00	66.8	78.1	70.6	59.3
06/01/2007	09:05:54	5.00	67.8	86.3	71.7	60.0
06/01/2007	09:10:54	5.00	66.3	78.4	69.7	60.1
06/01/2007	09:15:54	5.00	66.5	89.0	68.6	59.8
06/01/2007	09:20:54	5.00	68.1	79.7	71.3	61.3
06/01/2007	09:25:54	5.00	67.6	80.2	71.5	60.2
06/01/2007	09:30:54	5.00	64.2	76.1	67.3	58.8
06/01/2007	09:35:54	5.00	68.5	86.7	71.2	61.4
06/01/2007	09:40:54	5.00	67.5	78.4	70.7	60.4
06/01/2007	09:45:54	5.00	69.9	91.2	72.3	60.6
06/01/2007	09:50:54	5.00	68.0	78.9	70.2	60.9
06/01/2007	09:55:54	5.00	69.7	90.3	71.7	59.8
06/01/2007	10:00:54	5.00	68.4	85.0	72.0	62.2
06/01/2007	10:05:54	5.00	64.6	75.9	67.4	59.4
06/01/2007	10:10:54	5.00	67.6	77.6	71.6	59.8
06/01/2007	10:15:54	5.00	66.6	87.7	68.4	59.3
06/01/2007	10:20:54	5.00	67.0	78.1	71.0	60.3
06/01/2007	10:25:54	5.00	66.1	79.2	69.1	58.9
06/01/2007	10:30:54	5.00	68.5	87.3	70.1	62.5
06/01/2007	10:35:54	5.00	66.0	79.1	69.1	60.7
06/01/2007	10:40:54	5.00	64.7	77.4	67.9	59.1
06/01/2007	10:45:54	5.00	67.6	78.3	70.9	60.9
06/01/2007	10:50:54	5.00	65.3	78.2	68.2	59.6
06/01/2007	10:55:54	5.00	68.9	82.2	72.4	63.5
06/01/2007	11:00:54	5.00	65.9	77.3	69.1	60.2
06/01/2007	11:05:54	5.00	67.8	82.0	71.2	60.9
06/01/2007	11:10:54	5.00	68.4	81.0	71.5	62.1
06/01/2007	11:15:54	5.00	66.4	78.6	69.2	60.8
06/01/2007	11:20:54	5.00	65.2	77.6	68.2	59.8
06/01/2007	11:25:54	5.00	67.4	82.1	70.6	59.3
06/01/2007	11:30:54	5.00	66.4	85.3	69.7	60.7
06/01/2007	11:35:54	5.00	69.3	79.6	71.8	67.1
06/01/2007	11:40:54	5.00	66.1	78.4	69.0	60.8
06/01/2007	11:45:54	5.00	64.5	77.5	68.2	59.1
06/01/2007	11:50:54	5.00	65.1	83.4	68.2	59.2
06/01/2007	11:55:54	5.00	65.7	76.7	67.8	60.0

Date	Time (hh:mm:ss)	Duration (mm:ss)	L_{Aeq} (dB)	L_{Amax} (dB)	L_{A10} (dB)	L_{A90} (dB)
06/01/2007	12:00:54	5.00	66.0	79.2	69.4	59.4
06/01/2007	12:05:54	5.00	66.0	78.3	68.6	61.6
06/01/2007	12:10:54	5.00	65.5	78.9	67.7	59.7
06/01/2007	12:15:54	5.00	65.8	76.1	68.4	61.4
06/01/2007	12:20:54	5.00	67.9	75.7	71.8	59.7
06/01/2007	12:25:54	5.00	67.4	78.6	70.8	59.8
06/01/2007	12:30:54	5.00	65.7	89.2	67.7	60.0
06/01/2007	12:35:54	5.00	65.9	85.3	69.0	59.6
06/01/2007	12:40:54	5.00	67.3	85.9	68.5	61.0
06/01/2007	12:45:54	5.00	65.9	79.4	68.8	60.3
06/01/2007	12:50:54	5.00	65.5	78.1	68.7	57.9
06/01/2007	12:55:54	5.00	64.4	74.4	67.7	58.0
06/01/2007	13:00:54	5.00	65.2	82.7	68.1	60.3
06/01/2007	13:05:54	5.00	66.0	82.0	68.6	60.2
06/01/2007	13:10:54	5.00	65.8	77.9	68.9	61.2
06/01/2007	13:15:54	5.00	65.4	77.0	67.7	61.0
06/01/2007	13:20:54	5.00	65.9	80.0	68.2	59.9
06/01/2007	13:25:54	5.00	65.8	79.5	68.1	59.8
06/01/2007	13:30:54	5.00	66.9	81.3	70.7	60.3
06/01/2007	13:35:54	5.00	69.5	78.8	71.7	66.1
06/01/2007	13:40:54	5.00	68.3	77.8	71.2	64.3
06/01/2007	13:45:54	5.00	66.7	85.3	69.6	60.1
06/01/2007	13:50:54	5.00	67.9	86.0	70.9	60.7
06/01/2007	13:55:54	5.00	66.4	78.9	69.1	61.6
06/01/2007	14:00:54	5.00	67.3	75.1	70.4	60.8
06/01/2007	14:05:54	5.00	67.5	76.9	70.1	64.4
06/01/2007	14:10:54	5.00	66.3	77.5	69.2	61.6
06/01/2007	14:15:54	5.00	66.9	77.9	69.1	61.0
06/01/2007	14:20:54	5.00	65.8	84.0	69.0	58.6
06/01/2007	14:25:54	5.00	67.1	78.6	70.2	61.2
06/01/2007	14:30:54	5.00	68.2	81.7	71.6	61.3
06/01/2007	14:35:54	5.00	67.4	82.9	70.9	61.5
06/01/2007	14:40:54	5.00	67.6	78.0	71.2	61.3
06/01/2007	14:45:54	5.00	68.1	78.4	71.3	61.5
06/01/2007	14:50:54	5.00	66.7	78.0	69.7	61.0
06/01/2007	14:55:54	5.00	66.7	82.6	68.8	60.5
06/01/2007	15:00:54	5.00	67.3	78.3	71.0	59.9

Date	Time (hh:mm:ss)	Duration (mm:ss)	L_{Aeq} (dB)	L_{Amax} (dB)	L_{A10} (dB)	L_{A90} (dB)
06/01/2007	15:05:54	5.00	70.6	89.5	71.8	65.8
06/01/2007	15:10:54	5.00	68.2	78.2	71.3	62.3
06/01/2007	15:15:54	5.00	66.1	77.5	68.9	60.5
06/01/2007	15:20:54	5.00	66.0	78.8	69.7	59.4
06/01/2007	15:25:54	5.00	68.7	78.7	71.0	65.4
06/01/2007	15:30:54	5.00	67.3	78.4	69.9	60.1
06/01/2007	15:35:54	5.00	67.5	78.9	70.8	60.7
06/01/2007	15:40:54	5.00	68.1	81.0	69.8	64.6
06/01/2007	15:45:54	5.00	68.8	80.8	71.6	62.9
06/01/2007	15:50:54	5.00	68.4	83.6	70.9	63.0
06/01/2007	15:55:54	5.00	68.8	85.8	71.9	63.1
06/01/2007	16:00:54	5.00	68.0	79.9	70.8	61.2
06/01/2007	16:05:54	5.00	65.5	82.3	68.1	60.4
06/01/2007	16:10:54	5.00	68.1	81.3	71.9	60.6
06/01/2007	16:15:54	5.00	67.5	80.4	69.2	63.6
06/01/2007	16:20:54	5.00	67.6	77.2	71.4	59.1
06/01/2007	16:25:54	5.00	65.0	76.5	68.6	60.3
06/01/2007	16:30:54	5.00	67.9	85.3	69.6	63.1
06/01/2007	16:35:54	5.00	68.3	86.5	70.9	62.7
06/01/2007	16:40:54	5.00	65.8	79.7	67.4	61.7
06/01/2007	16:45:54	5.00	67.5	82.5	70.0	60.9
06/01/2007	16:50:54	5.00	67.7	82.0	71.7	59.5
06/01/2007	16:55:54	5.00	68.4	88.7	70.3	61.1
06/01/2007	17:00:54	5.00	67.8	85.2	71.2	60.6
06/01/2007	17:05:54	5.00	66.9	80.7	71.2	60.0
06/01/2007	17:10:54	5.00	67.4	78.7	70.4	61.3
06/01/2007	17:15:54	5.00	66.9	81.1	70.2	60.6
06/01/2007	17:20:54	5.00	68.2	80.2	71.2	62.1
06/01/2007	17:25:54	5.00	67.9	78.5	70.0	65.3
06/01/2007	17:30:54	5.00	67.0	82.3	70.8	61.3
06/01/2007	17:35:54	5.00	68.7	88.0	70.1	63.8
06/01/2007	17:40:54	5.00	66.1	78.5	68.7	60.5
06/01/2007	17:45:54	5.00	74.3	88.4	77.4	62.8
06/01/2007	17:50:54	5.00	68.9	85.9	71.6	62.6
06/01/2007	17:55:54	5.00	67.4	77.5	70.3	60.5
06/01/2007	18:00:54	5.00	67.4	85.7	70.5	58.9
06/01/2007	18:05:54	5.00	65.9	80.4	68.9	59.4

Date	Time (hh:mm:ss)	Duration (mm:ss)	L_{Aeq} (dB)	L_{Amax} (dB)	L_{A10} (dB)	L_{A90} (dB)
06/01/2007	18:10:54	5.00	69.3	85.2	71.9	65.5
06/01/2007	18:15:54	5.00	65.1	76.4	67.7	59.5
06/01/2007	18:20:54	5.00	67.9	80.8	71.8	59.5
06/01/2007	18:25:54	5.00	68.2	80.9	70.8	63.4
06/01/2007	18:30:54	5.00	66.9	82.6	69.1	62.3
06/01/2007	18:35:54	5.00	66.6	78.1	69.1	61.5
06/01/2007	18:40:54	5.00	64.3	76.4	67.7	58.2
06/01/2007	18:45:54	5.00	68.1	79.5	70.9	61.9
06/01/2007	18:50:54	5.00	63.4	74.0	66.2	58.6
06/01/2007	18:55:54	5.00	67.8	81.1	71.0	60.8
06/01/2007	19:00:54	5.00	65.0	76.6	68.3	59.1
06/01/2007	19:05:54	5.00	66.5	77.7	69.9	59.2
06/01/2007	19:10:54	5.00	66.3	80.5	69.8	60.1
06/01/2007	19:15:54	5.00	66.9	79.1	70.2	59.8
06/01/2007	19:20:54	5.00	65.3	78.7	68.1	58.0
06/01/2007	19:25:54	5.00	66.1	79.9	69.8	58.8
06/01/2007	19:30:54	5.00	67.4	81.7	71.5	59.3
06/01/2007	19:35:54	5.00	65.4	80.0	68.7	58.8
06/01/2007	19:40:54	5.00	65.5	80.9	68.0	59.5
06/01/2007	19:45:54	5.00	65.2	76.6	68.3	57.5
06/01/2007	19:50:54	5.00	66.6	78.4	68.7	58.8
06/01/2007	19:55:54	5.00	67.3	79.7	70.3	60.5
06/01/2007	20:00:54	5.00	67.1	83.6	70.1	59.6
06/01/2007	20:05:54	5.00	65.1	75.6	68.2	57.7
06/01/2007	20:10:54	5.00	65.8	82.5	68.7	59.5
06/01/2007	20:15:54	5.00	64.6	78.4	68.3	57.6
06/01/2007	20:20:54	5.00	69.5	87.7	70.7	57.1
06/01/2007	20:25:54	5.00	70.4	88.7	72.0	60.3
06/01/2007	20:30:54	5.00	68.2	93.5	69.2	60.1
06/01/2007	20:35:54	5.00	74.6	93.2	73.9	59.0
06/01/2007	20:40:54	5.00	65.7	76.8	69.2	58.3
06/01/2007	20:45:54	5.00	64.1	78.4	67.3	58.1
06/01/2007	20:50:54	5.00	66.9	86.0	68.3	57.0
06/01/2007	20:55:54	5.00	67.7	86.0	71.0	57.4
06/01/2007	21:00:54	5.00	66.3	83.8	69.7	59.0
06/01/2007	21:05:54	5.00	66.3	78.1	70.1	57.8
06/01/2007	21:10:54	5.00	65.1	75.0	68.1	57.8

Date	Time (hh:mm:ss)	Duration (mm:ss)	L_{Aeq} (dB)	L_{Amax} (dB)	L_{A10} (dB)	L_{A90} (dB)
06/01/2007	21:15:54	5.00	65.6	78.8	68.9	59.3
06/01/2007	21:20:54	5.00	66.7	88.9	68.7	59.4
06/01/2007	21:25:54	5.00	72.4	94.2	69.7	57.0
06/01/2007	21:30:54	5.00	65.4	76.9	68.4	59.0
06/01/2007	21:35:54	5.00	66.0	82.2	69.8	57.7
06/01/2007	21:40:54	5.00	64.3	76.4	66.4	58.9
06/01/2007	21:45:54	5.00	66.5	77.1	70.2	58.4
06/01/2007	21:50:54	5.00	65.5	76.5	68.5	58.0
06/01/2007	21:55:54	5.00	66.1	76.8	70.3	59.3
06/01/2007	22:00:54	5.00	64.7	78.4	68.4	57.9
06/01/2007	22:05:54	5.00	66.0	81.8	68.9	58.9
06/01/2007	22:10:54	5.00	67.2	86.3	69.7	58.7
06/01/2007	22:15:54	5.00	64.5	76.8	67.3	60.4
06/01/2007	22:20:54	5.00	67.0	86.9	69.7	61.0
06/01/2007	22:25:54	5.00	66.7	79.7	69.6	62.1
06/01/2007	22:30:54	5.00	64.6	77.3	67.2	59.5
06/01/2007	22:35:54	5.00	66.9	84.0	70.7	59.5
06/01/2007	22:40:54	5.00	65.5	80.1	67.7	59.4
06/01/2007	22:45:54	5.00	66.7	82.5	70.3	58.4
06/01/2007	22:50:54	5.00	63.8	77.4	67.1	58.5
06/01/2007	22:55:54	5.00	64.5	76.2	68.0	58.4
06/01/2007	23:00:54	5.00	67.0	78.8	70.1	59.2
06/01/2007	23:05:54	5.00	64.8	77.7	67.7	58.6
06/01/2007	23:10:54	5.00	66.3	79.1	69.7	57.0
06/01/2007	23:15:54	5.00	64.8	82.9	67.4	58.2
06/01/2007	23:20:54	5.00	64.8	77.6	67.7	57.8
06/01/2007	23:25:54	5.00	65.4	79.8	68.8	58.8
06/01/2007	23:30:54	5.00	65.3	80.9	67.4	56.9
06/01/2007	23:35:54	5.00	67.1	89.9	69.4	58.3
06/01/2007	23:40:54	5.00	65.4	88.6	67.0	58.2
06/01/2007	23:45:54	5.00	67.1	82.5	70.6	58.3
06/01/2007	23:50:54	5.00	63.4	76.5	66.6	57.4
06/01/2007	23:55:54	5.00	65.7	82.1	69.0	57.4
07/01/2007	00:00:54	5.00	67.0	78.6	70.0	60.9
07/01/2007	00:05:54	5.00	63.7	78.8	67.0	57.1
07/01/2007	00:10:54	5.00	64.9	76.8	67.9	57.7
07/01/2007	00:15:54	5.00	63.1	77.0	65.7	56.0

Date	Time (hh:mm:ss)	Duration (mm:ss)	L_{Aeq} (dB)	L_{Amax} (dB)	L_{A10} (dB)	L_{A90} (dB)
07/01/2007	00:20:54	5.00	67.7	81.8	71.1	57.7
07/01/2007	00:25:54	5.00	63.8	77.5	66.9	57.3
07/01/2007	00:30:54	5.00	64.7	78.6	68.5	57.4
07/01/2007	00:35:54	5.00	65.1	83.7	69.0	57.7
07/01/2007	00:40:54	5.00	62.2	74.1	64.7	56.2
07/01/2007	00:45:54	5.00	67.7	81.8	71.5	58.0
07/01/2007	00:50:54	5.00	64.8	78.3	67.7	58.0
07/01/2007	00:55:54	5.00	63.9	78.6	66.5	57.4
07/01/2007	01:00:54	5.00	65.1	76.8	67.5	60.0
07/01/2007	01:05:54	5.00	64.6	77.0	68.2	57.8
07/01/2007	01:10:54	5.00	63.8	74.9	67.0	57.9
07/01/2007	01:15:54	5.00	61.5	70.9	64.1	57.4
07/01/2007	01:20:54	5.00	61.4	69.3	64.1	57.3
07/01/2007	01:25:54	5.00	64.2	76.0	67.9	57.2
07/01/2007	01:30:54	5.00	59.7	68.5	62.5	56.1
07/01/2007	01:35:54	5.00	63.8	76.0	66.3	57.1
07/01/2007	01:40:54	5.00	61.9	74.4	64.7	55.3
07/01/2007	01:45:54	5.00	62.4	74.9	63.5	56.3
07/01/2007	01:50:54	5.00	62.9	74.0	66.4	55.1
07/01/2007	01:55:54	5.00	62.7	78.6	65.8	57.0
07/01/2007	02:00:54	5.00	66.1	83.5	65.8	55.7
07/01/2007	02:05:54	5.00	62.5	72.2	65.7	56.1
07/01/2007	02:10:54	5.00	64.3	76.4	67.3	58.2
07/01/2007	02:15:54	5.00	66.5	78.8	70.0	57.2
07/01/2007	02:20:54	5.00	70.6	90.6	70.6	56.8
07/01/2007	02:25:54	5.00	61.2	69.5	63.6	57.0
07/01/2007	02:30:54	5.00	62.0	76.0	64.5	56.0
07/01/2007	02:35:54	5.00	60.3	70.2	63.4	55.1
07/01/2007	02:40:54	5.00	64.1	76.3	67.5	56.4
07/01/2007	02:45:54	5.00	72.8	90.7	70.7	57.2
07/01/2007	02:50:54	5.00	61.1	74.5	64.3	56.4
07/01/2007	02:55:54	5.00	63.9	74.1	67.3	57.7
07/01/2007	03:00:54	5.00	61.9	67.6	66.1	55.5
07/01/2007	03:05:54	5.00	62.2	72.5	66.3	55.7
07/01/2007	03:10:54	5.00	62.5	73.0	65.0	56.2
07/01/2007	03:15:54	5.00	61.4	68.1	65.0	56.3
07/01/2007	03:20:54	5.00	64.0	76.7	67.9	56.4

Date	Time (hh:mm:ss)	Duration (mm:ss)	L_{Aeq} (dB)	L_{Amax} (dB)	L_{A10} (dB)	L_{A90} (dB)
07/01/2007	03:25:54	5.00	60.5	67.0	63.5	56.6
07/01/2007	03:30:54	5.00	65.5	83.6	68.4	58.8
07/01/2007	03:35:54	5.00	61.6	73.8	64.8	56.5
07/01/2007	03:40:54	5.00	62.9	72.1	65.7	57.3
07/01/2007	03:45:54	5.00	62.2	70.0	64.8	57.7
07/01/2007	03:50:54	5.00	61.1	69.4	64.6	55.7
07/01/2007	03:55:54	5.00	61.3	75.6	65.2	54.4
07/01/2007	04:00:54	5.00	61.7	70.3	64.4	56.3
07/01/2007	04:05:54	5.00	61.1	71.4	64.0	55.7
07/01/2007	04:10:54	5.00	61.5	81.6	64.2	55.4
07/01/2007	04:15:54	5.00	59.6	67.4	63.4	53.2
07/01/2007	04:20:54	5.00	61.3	68.5	64.6	54.3
07/01/2007	04:25:54	5.00	61.1	72.8	64.3	54.7
07/01/2007	04:30:54	5.00	58.9	65.6	62.5	53.4
07/01/2007	04:35:54	5.00	61.8	68.7	65.2	55.4
07/01/2007	04:40:54	5.00	59.3	69.7	62.7	53.3
07/01/2007	04:45:54	5.00	58.4	68.5	61.7	52.8
07/01/2007	04:50:54	5.00	58.3	68.5	62.0	52.4
07/01/2007	04:55:54	5.00	59.3	68.3	63.0	52.4
07/01/2007	05:00:54	5.00	59.9	70.7	62.9	54.6
07/01/2007	05:05:54	5.00	59.4	69.5	63.3	52.5
07/01/2007	05:10:54	5.00	56.7	67.1	60.7	51.1
07/01/2007	05:15:54	5.00	57.7	65.5	61.6	52.1
07/01/2007	05:20:54	5.00	57.4	66.9	60.8	52.3
07/01/2007	05:25:54	5.00	57.2	67.2	60.5	52.3
07/01/2007	05:30:54	5.00	60.8	67.5	64.3	54.8
07/01/2007	05:35:54	5.00	56.1	64.7	59.8	51.8
07/01/2007	05:40:54	5.00	57.0	66.4	60.5	52.0
07/01/2007	05:45:54	5.00	55.4	67.2	58.2	51.6
07/01/2007	05:50:54	5.00	57.5	65.8	61.4	52.2
07/01/2007	05:55:54	5.00	57.2	65.7	61.2	52.7
07/01/2007	06:00:54	5.00	58.2	66.4	61.6	54.1
07/01/2007	06:05:54	5.00	57.4	68.5	60.7	51.8
07/01/2007	06:10:54	5.00	56.8	67.9	60.3	51.0
07/01/2007	06:15:54	5.00	56.9	65.9	60.0	52.1
07/01/2007	06:20:54	5.00	61.9	81.8	62.8	54.2
07/01/2007	06:25:54	5.00	59.6	70.4	62.7	52.8

Date	Time (hh:mm:ss)	Duration (mm:ss)	L_{Aeq} (dB)	L_{Amax} (dB)	L_{A10} (dB)	L_{A90} (dB)
07/01/2007	06:30:54	5.00	62.8	76.1	67.3	52.8
07/01/2007	06:35:54	5.00	57.2	65.5	60.4	52.3
07/01/2007	06:40:54	5.00	58.4	73.8	61.2	52.1
07/01/2007	06:45:54	5.00	63.4	75.5	67.9	53.9
07/01/2007	06:50:54	5.00	62.5	79.6	66.8	52.6
07/01/2007	06:55:54	5.00	58.2	71.6	61.0	53.4
07/01/2007	07:00:54	5.00	64.1	89.2	66.7	54.0
07/01/2007	07:05:54	5.00	61.1	74.6	65.0	52.8
07/01/2007	07:10:54	5.00	64.1	83.4	68.0	53.1
07/01/2007	07:15:54	5.00	64.4	78.0	69.3	53.4
07/01/2007	07:20:54	5.00	61.4	75.0	66.4	51.4
07/01/2007	07:25:54	5.00	65.7	79.5	69.2	52.4
07/01/2007	07:30:54	5.00	64.2	80.1	67.1	55.0
07/01/2007	07:35:54	5.00	62.9	85.6	65.8	53.9
07/01/2007	07:40:54	5.00	62.3	73.1	65.9	55.3
07/01/2007	07:45:54	5.00	64.7	81.3	68.7	54.5
07/01/2007	07:50:54	5.00	61.0	77.5	64.2	53.4
07/01/2007	07:55:54	5.00	63.6	77.8	68.2	54.3
07/01/2007	08:00:54	5.00	62.3	75.0	66.7	55.1
07/01/2007	08:05:54	5.00	62.9	73.4	66.8	54.9
07/01/2007	08:10:54	5.00	63.9	79.4	68.3	53.2
07/01/2007	08:15:54	5.00	65.7	78.6	68.5	55.7
07/01/2007	08:20:54	5.00	64.7	73.6	68.9	57.8
07/01/2007	08:25:54	5.00	64.5	77.7	69.1	55.3
07/01/2007	08:30:54	5.00	62.9	77.1	66.4	54.1
07/01/2007	08:35:54	5.00	63.5	79.6	67.6	53.3
07/01/2007	08:40:54	5.00	66.2	85.2	70.5	54.1
07/01/2007	08:45:54	5.00	63.8	75.8	67.3	58.0
07/01/2007	08:50:54	5.00	65.2	75.5	67.5	58.1
07/01/2007	08:55:54	5.00	66.6	82.3	70.1	58.8
07/01/2007	09:00:54	5.00	66.8	77.1	69.9	60.4
07/01/2007	09:05:54	5.00	64.2	78.5	67.6	57.7
07/01/2007	09:10:54	5.00	66.2	80.3	69.9	56.8
07/01/2007	09:15:54	5.00	65.5	74.4	68.5	59.4
07/01/2007	09:20:54	5.00	67.1	84.9	70.2	58.5
07/01/2007	09:25:54	5.00	67.2	78.3	70.1	58.8
07/01/2007	09:30:54	5.00	66.4	79.7	70.2	59.1

Date	Time (hh:mm:ss)	Duration (mm:ss)	L_{Aeq} (dB)	L_{Amax} (dB)	L_{A10} (dB)	L_{A90} (dB)
07/01/2007	09:35:54	5.00	65.0	83.5	68.8	58.3
07/01/2007	09:40:54	5.00	67.1	81.9	71.2	60.1
07/01/2007	09:45:54	5.00	66.0	81.0	67.4	58.6
07/01/2007	09:50:54	5.00	66.8	78.0	70.3	59.1
07/01/2007	09:55:54	5.00	64.3	77.1	67.9	59.0
07/01/2007	10:00:54	5.00	67.5	80.1	70.8	58.7
07/01/2007	10:05:54	5.00	67.4	82.6	70.5	61.2
07/01/2007	10:10:54	5.00	65.7	78.7	68.9	58.9
07/01/2007	10:15:54	5.00	67.9	76.8	71.5	60.7
07/01/2007	10:20:54	5.00	66.7	81.6	70.7	58.9
07/01/2007	10:25:54	5.00	66.3	74.0	69.6	60.9
07/01/2007	10:30:54	5.00	66.0	88.1	69.2	57.5
07/01/2007	10:35:54	5.00	66.1	78.3	69.6	58.0
07/01/2007	10:40:54	5.00	67.3	80.1	71.5	59.2
07/01/2007	10:45:54	5.00	67.1	80.0	70.6	61.2
07/01/2007	10:50:54	5.00	66.7	82.3	70.0	60.2
07/01/2007	10:55:54	5.00	67.5	80.2	70.8	59.3
07/01/2007	11:00:54	5.00	65.5	77.5	67.5	60.7
07/01/2007	11:05:54	5.00	66.4	81.7	69.9	58.3
07/01/2007	11:10:54	5.00	65.3	77.3	68.5	58.0
07/01/2007	11:15:54	5.00	67.1	79.1	71.3	59.2
07/01/2007	11:20:54	5.00	67.7	86.6	70.4	60.4
07/01/2007	11:25:54	5.00	66.5	77.1	70.1	59.1
07/01/2007	11:30:54	5.00	67.2	80.6	70.3	61.1
07/01/2007	11:35:54	5.00	66.0	77.8	70.6	58.2
07/01/2007	11:40:54	5.00	67.4	75.7	71.2	59.6
07/01/2007	11:45:54	5.00	68.2	81.8	72.8	60.7
07/01/2007	11:50:54	5.00	66.7	84.3	70.0	58.5
07/01/2007	11:55:54	5.00	68.7	86.9	70.1	61.3
07/01/2007	12:00:54	5.00	67.3	83.1	70.3	58.4
07/01/2007	12:05:54	5.00	67.4	80.7	70.8	59.0
07/01/2007	12:10:54	5.00	67.8	80.8	69.8	61.5
07/01/2007	12:15:54	5.00	63.3	76.1	66.4	58.1
07/01/2007	12:20:54	5.00	68.2	80.3	71.8	59.8
07/01/2007	12:25:54	5.00	66.7	75.9	70.5	60.8
07/01/2007	12:30:54	5.00	66.4	79.6	69.6	60.1
07/01/2007	12:35:54	5.00	66.3	79.5	69.8	59.0

Date	Time (hh:mm:ss)	Duration (mm:ss)	L_{Aeq} (dB)	L_{Amax} (dB)	L_{A10} (dB)	L_{A90} (dB)
07/01/2007	12:40:54	5.00	72.2	97.3	70.3	59.9
07/01/2007	12:45:54	5.00	67.9	79.0	71.7	59.9
07/01/2007	12:50:54	5.00	66.6	79.1	69.1	63.1
07/01/2007	12:55:54	5.00	67.1	79.2	70.5	60.0
07/01/2007	13:00:54	5.00	68.9	86.3	71.6	61.3
07/01/2007	13:05:54	5.00	66.4	79.0	68.4	61.3
07/01/2007	13:10:54	5.00	68.9	87.2	72.4	61.1
07/01/2007	13:15:54	5.00	65.9	80.5	68.9	60.1
07/01/2007	13:20:54	5.00	65.7	78.3	68.5	59.6
07/01/2007	13:25:54	5.00	65.5	76.5	69.0	60.0
07/01/2007	13:30:54	5.00	69.0	89.1	71.0	61.8
07/01/2007	13:35:54	5.00	74.7	100.4	69.2	58.8
07/01/2007	13:40:54	5.00	67.6	80.0	71.3	58.5
07/01/2007	13:45:54	5.00	66.9	80.5	69.9	60.3
07/01/2007	13:50:54	5.00	65.8	76.7	69.0	59.9
07/01/2007	13:55:54	5.00	67.1	83.8	70.1	59.9
07/01/2007	14:00:54	5.00	66.4	80.0	71.7	59.3
07/01/2007	14:05:54	5.00	66.2	79.7	68.9	61.0
07/01/2007	14:10:54	5.00	66.7	85.5	70.0	59.5
07/01/2007	14:15:54	5.00	67.1	78.4	69.7	60.7
07/01/2007	14:20:54	5.00	67.5	82.7	71.6	59.7
07/01/2007	14:25:54	5.00	65.6	74.5	69.8	56.8
07/01/2007	14:30:54	5.00	66.7	81.1	69.1	61.4
07/01/2007	14:35:54	5.00	67.5	78.2	70.1	61.2
07/01/2007	14:40:54	5.00	66.8	80.4	69.9	60.4
07/01/2007	14:45:54	5.00	66.4	79.6	70.3	59.4
07/01/2007	14:50:54	5.00	66.2	78.4	69.4	59.6
07/01/2007	14:55:54	5.00	66.4	85.4	70.0	58.7
07/01/2007	15:00:54	5.00	66.1	78.0	68.7	59.8
07/01/2007	15:05:54	5.00	64.4	73.7	66.8	59.3
07/01/2007	15:10:54	5.00	67.3	77.9	70.6	62.3
07/01/2007	15:15:54	5.00	66.2	79.8	68.6	59.9
07/01/2007	15:20:54	5.00	67.2	82.9	70.0	59.7
07/01/2007	15:25:54	5.00	67.2	77.2	70.4	59.7
07/01/2007	15:30:54	5.00	67.2	75.1	69.4	62.4
07/01/2007	15:35:54	5.00	66.4	80.8	69.7	57.4
07/01/2007	15:40:54	5.00	65.9	79.0	68.7	60.7

Date	Time (hh:mm:ss)	Duration (mm:ss)	L_{Aeq} (dB)	L_{Amax} (dB)	L_{A10} (dB)	L_{A90} (dB)
07/01/2007	15:45:54	5.00	67.7	81.6	71.7	60.5
07/01/2007	15:50:54	5.00	66.8	77.6	69.8	62.1
07/01/2007	15:55:54	5.00	67.2	77.1	70.9	60.1
07/01/2007	16:00:54	5.00	67.5	78.5	71.0	61.6
07/01/2007	16:05:54	5.00	65.0	75.4	68.3	59.2
07/01/2007	16:10:54	5.00	65.0	74.9	67.7	60.4
07/01/2007	16:15:54	5.00	68.1	82.9	71.5	58.2
07/01/2007	16:20:54	5.00	66.9	80.2	69.5	59.7
07/01/2007	16:25:54	5.00	67.7	79.8	71.9	60.8
07/01/2007	16:30:54	5.00	67.7	87.6	70.8	59.9
07/01/2007	16:35:54	5.00	62.6	69.7	65.5	57.6
07/01/2007	16:40:54	5.00	68.2	86.2	71.1	61.0
07/01/2007	16:45:54	5.00	66.6	79.8	70.0	60.5
07/01/2007	16:50:54	5.00	62.3	80.2	63.5	58.3
07/01/2007	16:55:54	5.00	62.6	80.2	64.9	58.4
07/01/2007	17:00:54	5.00	65.6	80.2	68.3	61.4
07/01/2007	17:05:54	5.00	64.4	75.8	67.0	59.3
07/01/2007	17:10:54	5.00	65.0	73.7	67.9	58.7
07/01/2007	17:15:54	5.00	67.1	86.7	70.3	59.2
07/01/2007	17:20:54	5.00	67.9	79.0	70.7	61.0
07/01/2007	17:25:54	5.00	66.2	79.3	69.5	59.4
07/01/2007	17:30:54	5.00	67.5	82.8	70.9	60.3
07/01/2007	17:35:54	5.00	66.8	77.6	70.3	59.3
07/01/2007	17:40:54	5.00	67.8	79.7	69.7	61.3
07/01/2007	17:45:54	5.00	67.1	77.2	71.6	59.3
07/01/2007	17:50:54	5.00	64.5	74.7	66.9	58.4
07/01/2007	17:55:54	5.00	65.3	77.5	68.4	58.4
07/01/2007	18:00:54	5.00	66.8	81.3	70.3	60.2
07/01/2007	18:05:54	5.00	65.9	76.1	68.4	60.0
07/01/2007	18:10:54	5.00	65.0	75.5	67.9	59.6
07/01/2007	18:15:54	5.00	64.8	76.6	68.3	57.9
07/01/2007	18:20:54	5.00	64.4	76.5	66.7	59.4
07/01/2007	18:25:54	5.00	65.6	77.1	69.0	58.9
07/01/2007	18:30:54	5.00	66.8	80.8	70.1	59.7
07/01/2007	18:35:54	5.00	65.9	81.9	69.5	58.6
07/01/2007	18:40:54	5.00	65.8	79.3	68.8	58.4
07/01/2007	18:45:54	5.00	65.6	77.1	68.8	58.5

Date	Time (hh:mm:ss)	Duration (mm:ss)	L_{Aeq} (dB)	L_{Amax} (dB)	L_{A10} (dB)	L_{A90} (dB)
07/01/2007	18:50:54	5.00	64.6	73.6	67.5	58.2
07/01/2007	18:55:54	5.00	67.1	78.9	69.7	58.5
07/01/2007	19:00:54	5.00	63.3	75.0	66.5	57.7
07/01/2007	19:05:54	5.00	65.2	78.8	68.9	57.6
07/01/2007	19:10:54	5.00	64.0	75.9	68.0	57.9
07/01/2007	19:15:54	5.00	62.2	71.9	64.6	57.3
07/01/2007	19:20:54	5.00	65.0	80.5	66.7	56.3
07/01/2007	19:25:54	5.00	63.3	74.3	66.7	57.3
07/01/2007	19:30:54	5.00	67.4	78.5	71.3	57.6
07/01/2007	19:35:54	5.00	64.9	77.7	68.2	56.3
07/01/2007	19:40:54	5.00	65.4	81.0	67.9	59.8
07/01/2007	19:45:54	5.00	64.5	75.4	67.4	57.6
07/01/2007	19:50:54	5.00	66.0	77.1	70.2	57.2
07/01/2007	19:55:54	5.00	65.1	83.1	68.2	56.9
07/01/2007	20:00:54	5.00	66.6	77.3	70.4	58.9
07/01/2007	20:05:54	5.00	63.2	77.2	65.9	57.3
07/01/2007	20:10:54	5.00	65.6	75.2	71.1	57.5
07/01/2007	20:15:54	5.00	66.8	85.9	70.0	59.4
07/01/2007	20:20:54	5.00	63.1	74.7	65.9	57.6
07/01/2007	20:25:54	5.00	65.1	77.7	67.9	58.2
07/01/2007	20:30:54	5.00	67.0	79.1	70.3	59.4
07/01/2007	20:35:54	5.00	63.1	77.2	66.5	56.1
07/01/2007	20:40:54	5.00	66.3	74.5	70.3	57.8
07/01/2007	20:45:54	5.00	64.0	75.9	67.6	56.3
07/01/2007	20:50:54	5.00	65.0	76.4	69.1	56.4
07/01/2007	20:55:54	5.00	66.1	81.9	68.7	56.9
07/01/2007	21:00:54	5.00	64.9	77.3	68.1	58.4
07/01/2007	21:05:54	5.00	65.6	79.6	69.3	57.0
07/01/2007	21:10:54	5.00	65.1	84.8	68.2	57.1
07/01/2007	21:15:54	5.00	66.1	76.4	70.3	57.1
07/01/2007	21:20:54	5.00	63.7	78.0	66.1	56.9
07/01/2007	21:25:54	5.00	65.5	77.7	69.6	57.2
07/01/2007	21:30:54	5.00	67.3	74.1	71.2	58.5
07/01/2007	21:35:54	5.00	64.6	77.3	68.0	57.5
07/01/2007	21:40:54	5.00	64.5	71.2	68.0	57.3
07/01/2007	21:45:54	5.00	65.7	79.0	68.9	59.1
07/01/2007	21:50:54	5.00	62.9	75.4	65.6	56.2

Date	Time (hh:mm:ss)	Duration (mm:ss)	L_{Aeq} (dB)	L_{Amax} (dB)	L_{A10} (dB)	L_{A90} (dB)
07/01/2007	21:55:54	5.00	65.8	78.0	69.1	58.1
07/01/2007	22:00:54	5.00	66.4	83.6	69.5	59.2
07/01/2007	22:05:54	5.00	65.3	79.0	67.5	58.9
07/01/2007	22:10:54	5.00	65.5	76.0	69.0	58.3
07/01/2007	22:15:54	5.00	64.3	75.5	67.6	58.4
07/01/2007	22:20:54	5.00	66.5	86.2	69.7	56.6
07/01/2007	22:25:54	5.00	65.1	79.0	68.5	56.9
07/01/2007	22:30:54	5.00	65.1	76.3	67.8	58.7
07/01/2007	22:35:54	5.00	66.9	74.7	71.0	58.7
07/01/2007	22:40:54	5.00	65.4	78.0	68.0	57.4
07/01/2007	22:45:54	5.00	73.4	91.9	72.4	56.8
07/01/2007	22:50:54	5.00	65.1	82.2	69.4	56.8
07/01/2007	22:55:54	5.00	66.0	81.9	68.7	58.9
07/01/2007	23:00:54	5.00	66.1	79.7	68.6	60.7
07/01/2007	23:05:54	5.00	66.5	77.2	70.2	59.9
07/01/2007	23:10:54	5.00	63.3	75.4	65.6	57.9
07/01/2007	23:15:54	5.00	61.3	69.1	64.6	55.8
07/01/2007	23:20:54	5.00	64.3	71.4	67.4	57.5
07/01/2007	23:25:54	5.00	62.6	73.3	65.7	56.7
07/01/2007	23:30:54	5.00	63.1	72.3	66.8	55.5
07/01/2007	23:35:54	5.00	63.0	73.8	66.3	57.4
07/01/2007	23:40:54	5.00	60.7	69.9	64.0	56.7
07/01/2007	23:45:54	5.00	62.7	73.6	66.5	55.3
07/01/2007	23:50:54	5.00	60.6	68.8	63.7	56.3
07/01/2007	23:55:54	5.00	61.4	71.3	65.3	54.2
08/01/2007	00:00:54	5.00	63.4	71.3	67.8	55.3
08/01/2007	00:05:54	5.00	63.9	77.8	67.9	56.2
08/01/2007	00:10:54	5.00	63.5	89.5	63.4	52.2
08/01/2007	00:15:54	5.00	60.9	71.8	64.7	53.9
08/01/2007	00:20:54	5.00	59.6	69.1	63.6	53.1
08/01/2007	00:25:54	5.00	60.6	70.3	63.3	54.6
08/01/2007	00:30:54	5.00	60.3	67.1	63.4	54.5
08/01/2007	00:35:54	5.00	59.8	70.7	63.2	53.6
08/01/2007	00:40:54	5.00	61.3	78.7	62.9	54.0
08/01/2007	00:45:54	5.00	57.9	66.4	61.1	52.3
08/01/2007	00:50:54	5.00	57.8	66.9	61.2	52.8
08/01/2007	00:55:54	5.00	60.2	73.8	63.8	53.7

Date	Time (hh:mm:ss)	Duration (mm:ss)	L_{Aeq} (dB)	L_{Amax} (dB)	L_{A10} (dB)	L_{A90} (dB)
08/01/2007	01:00:54	5.00	70.6	91.7	63.0	52.0
08/01/2007	01:05:54	5.00	60.4	83.2	62.0	51.6
08/01/2007	01:10:54	5.00	69.1	80.7	74.1	54.5
08/01/2007	01:15:54	5.00	57.0	69.1	60.2	50.7
08/01/2007	01:20:54	5.00	57.6	69.0	60.8	52.1
08/01/2007	01:25:54	5.00	61.4	74.6	65.0	52.1
08/01/2007	01:30:54	5.00	57.0	67.6	60.1	51.0
08/01/2007	01:35:54	5.00	57.7	66.3	61.8	51.7
08/01/2007	01:40:54	5.00	60.1	70.8	63.9	51.4
08/01/2007	01:45:54	5.00	56.6	67.7	59.8	50.0
08/01/2007	01:50:54	5.00	56.6	66.4	61.0	50.4
08/01/2007	01:55:54	5.00	56.3	65.9	60.6	50.5
08/01/2007	02:00:54	5.00	54.5	65.9	56.9	49.5
08/01/2007	02:05:54	5.00	55.7	63.0	59.8	50.9
08/01/2007	02:10:54	5.00	55.4	67.9	58.9	50.0
08/01/2007	02:15:54	5.00	58.2	71.3	62.0	50.4
08/01/2007	02:20:54	5.00	57.5	66.0	61.0	52.1
08/01/2007	02:25:54	5.00	57.4	67.2	61.1	51.1
08/01/2007	02:30:54	5.00	56.8	67.0	60.3	50.7
08/01/2007	02:35:54	5.00	55.6	66.0	59.2	50.6
08/01/2007	02:40:54	5.00	56.1	67.0	59.7	49.8
08/01/2007	02:45:54	5.00	56.5	68.6	60.2	50.0
08/01/2007	02:50:54	5.00	56.4	68.6	60.4	50.6
08/01/2007	02:55:54	5.00	55.3	64.6	58.5	50.3
08/01/2007	03:00:54	5.00	57.8	68.9	61.4	51.6
08/01/2007	03:05:54	5.00	64.3	76.2	69.6	54.4
08/01/2007	03:10:54	5.00	56.2	67.9	59.1	50.3
08/01/2007	03:15:54	5.00	56.4	66.0	59.9	50.0
08/01/2007	03:20:54	5.00	57.8	73.2	60.3	50.7
08/01/2007	03:25:54	5.00	58.5	67.0	63.0	51.1
08/01/2007	03:30:54	5.00	54.6	65.2	58.3	49.6
08/01/2007	03:35:54	5.00	56.0	65.2	59.8	50.6
08/01/2007	03:40:54	5.00	54.1	68.5	57.0	48.9
08/01/2007	03:45:54	5.00	54.0	68.1	55.3	49.7
08/01/2007	03:50:54	5.00	56.8	68.9	60.1	50.1
08/01/2007	03:55:54	5.00	56.3	65.0	60.0	50.8
08/01/2007	04:00:54	5.00	56.4	67.0	59.6	50.3

Date	Time (hh:mm:ss)	Duration (mm:ss)	L_{Aeq} (dB)	L_{Amax} (dB)	L_{A10} (dB)	L_{A90} (dB)
08/01/2007	04:05:54	5.00	54.4	63.0	57.2	50.6
08/01/2007	04:10:54	5.00	55.4	66.9	57.6	50.0
08/01/2007	04:15:54	5.00	55.4	67.5	58.6	49.8
08/01/2007	04:20:54	5.00	55.9	67.4	59.4	49.8
08/01/2007	04:25:54	5.00	53.8	64.4	57.9	49.1
08/01/2007	04:30:54	5.00	59.9	72.9	64.4	50.5
08/01/2007	04:35:54	5.00	54.2	65.9	57.3	48.9
08/01/2007	04:40:54	5.00	57.6	67.5	61.0	50.4
08/01/2007	04:45:54	5.00	57.0	66.7	61.7	49.7
08/01/2007	04:50:54	5.00	55.6	68.2	59.8	48.9
08/01/2007	04:55:54	5.00	56.6	69.2	60.7	49.4
08/01/2007	05:00:54	5.00	62.0	75.0	65.8	51.6
08/01/2007	05:05:54	5.00	60.2	73.2	64.9	52.4
08/01/2007	05:10:54	5.00	59.8	72.4	64.4	51.3
08/01/2007	05:15:54	5.00	58.4	71.2	59.4	49.1
08/01/2007	05:20:54	5.00	62.7	81.1	66.9	51.4
08/01/2007	05:25:54	5.00	62.9	75.1	66.0	52.3
08/01/2007	05:30:54	5.00	57.9	71.7	60.3	53.4
08/01/2007	05:35:54	5.00	58.6	73.3	61.0	50.7
08/01/2007	05:40:54	5.00	62.9	73.2	67.3	53.5
08/01/2007	05:45:54	5.00	60.4	72.8	64.1	52.9
08/01/2007	05:50:54	5.00	62.1	84.9	64.7	52.8
08/01/2007	05:55:54	5.00	65.3	75.4	68.3	56.5
08/01/2007	06:00:54	5.00	64.4	77.2	68.8	54.9
08/01/2007	06:05:54	5.00	64.1	78.6	67.9	55.6
08/01/2007	06:10:54	5.00	63.5	78.7	67.2	55.1
08/01/2007	06:15:54	5.00	66.0	85.3	69.8	55.5
08/01/2007	06:20:54	5.00	65.1	77.2	68.3	56.6
08/01/2007	06:25:54	5.00	66.6	89.7	68.8	56.5
08/01/2007	06:30:54	5.00	63.3	75.6	66.1	57.5
08/01/2007	06:35:54	5.00	65.6	84.4	69.7	57.7
08/01/2007	06:40:54	5.00	65.7	76.6	68.8	55.2
08/01/2007	06:45:54	5.00	65.9	75.5	69.8	58.3
08/01/2007	06:50:54	5.00	64.3	75.0	68.2	56.7
08/01/2007	06:55:54	5.00	68.6	76.8	71.8	61.8
08/01/2007	07:00:54	5.00	64.5	82.0	67.6	56.9
08/01/2007	07:05:54	5.00	66.9	82.2	69.9	62.2

Date	Time (hh:mm:ss)	Duration (mm:ss)	L_{Aeq} (dB)	L_{Amax} (dB)	L_{A10} (dB)	L_{A90} (dB)
08/01/2007	07:10:54	5.00	68.2	84.3	71.2	59.1
08/01/2007	07:15:54	5.00	62.8	75.7	65.2	57.6
08/01/2007	07:20:54	5.00	68.2	85.9	71.5	62.0
08/01/2007	07:25:54	5.00	67.0	82.1	69.9	61.2
08/01/2007	07:30:54	5.00	67.1	77.5	70.0	61.8
08/01/2007	07:35:54	5.00	67.5	75.9	70.7	62.9
08/01/2007	07:40:54	5.00	67.5	77.0	70.2	64.0
08/01/2007	07:45:54	5.00	67.3	80.7	70.3	62.1
08/01/2007	07:50:54	5.00	67.6	76.8	70.4	62.5
08/01/2007	07:55:54	5.00	64.6	74.1	67.0	61.0
08/01/2007	08:00:54	5.00	67.5	85.6	70.8	60.9
08/01/2007	08:05:54	5.00	66.9	85.2	68.9	61.2
08/01/2007	08:10:54	5.00	68.0	80.7	71.8	62.5
08/01/2007	08:15:54	5.00	73.2	98.1	70.6	61.7
08/01/2007	08:20:54	5.00	66.0	80.3	69.3	59.8
08/01/2007	08:25:54	5.00	67.2	77.3	70.1	60.8
08/01/2007	08:30:54	5.00	66.7	78.9	69.7	62.7
08/01/2007	08:35:54	5.00	67.0	78.1	70.5	61.0
08/01/2007	08:40:54	5.00	66.0	76.1	68.5	61.6
08/01/2007	08:45:54	5.00	66.7	76.9	69.1	63.3
08/01/2007	08:50:54	5.00	67.9	82.2	71.0	62.2
08/01/2007	08:55:54	5.00	67.5	86.1	70.2	61.5
08/01/2007	09:00:54	5.00	67.7	79.6	70.3	61.7
08/01/2007	09:05:54	5.00	69.4	85.9	72.2	64.1
08/01/2007	09:10:54	5.00	67.5	75.6	69.6	63.5
08/01/2007	09:15:54	5.00	67.8	77.3	71.0	61.8
08/01/2007	09:20:54	5.00	68.2	86.1	71.2	63.0
08/01/2007	09:25:54	5.00	67.8	83.6	70.6	60.5
08/01/2007	09:30:54	5.00	67.8	81.0	70.4	63.2
08/01/2007	09:35:54	5.00	66.6	77.1	69.7	61.2
08/01/2007	09:40:54	5.00	67.8	80.8	70.4	62.7
08/01/2007	09:45:54	5.00	69.9	77.5	72.3	67.7
08/01/2007	09:50:54	5.00	68.7	81.0	70.5	65.2
08/01/2007	09:55:54	5.00	68.8	84.0	71.5	62.9
08/01/2007	10:00:54	5.00	65.2	75.2	67.5	62.0
08/01/2007	10:05:54	5.00	67.3	80.2	70.7	61.5
08/01/2007	10:10:54	5.00	68.7	84.7	70.7	62.5

Date	Time (hh:mm:ss)	Duration (mm:ss)	L_{Aeq} (dB)	L_{Amax} (dB)	L_{A10} (dB)	L_{A90} (dB)
08/01/2007	10:15:54	5.00	67.5	83.5	70.0	62.3
08/01/2007	10:20:54	5.00	68.0	87.7	70.8	60.9
08/01/2007	10:25:54	5.00	67.9	80.7	71.0	62.2
08/01/2007	10:30:54	5.00	68.8	85.3	72.0	62.7
08/01/2007	10:35:54	5.00	73.6	92.1	71.6	62.0
08/01/2007	10:40:54	5.00	65.8	81.5	68.3	59.9
08/01/2007	10:45:54	5.00	72.3	97.8	71.4	62.0
08/01/2007	10:50:54	5.00	67.9	76.5	70.8	62.6
08/01/2007	10:55:54	5.00	66.2	82.1	69.7	61.4
08/01/2007	11:00:54	5.00	66.6	77.2	69.8	62.2
08/01/2007	11:05:54	5.00	66.7	75.7	70.0	61.4
08/01/2007	11:10:54	5.00	68.4	81.4	70.9	62.6
08/01/2007	11:15:54	5.00	69.4	79.5	72.3	61.8
08/01/2007	11:20:54	5.00	67.2	76.8	70.6	61.0
08/01/2007	11:25:54	5.00	68.8	83.5	71.8	62.1
08/01/2007	11:30:54	5.00	68.1	82.9	70.6	63.7
08/01/2007	11:35:54	5.00	67.6	81.1	70.4	62.2
08/01/2007	11:40:54	5.00	65.9	78.8	68.3	60.9
08/01/2007	11:45:54	5.00	68.9	79.4	71.3	64.6
08/01/2007	11:50:54	5.00	68.0	88.4	70.8	63.1
08/01/2007	11:55:54	5.00	67.2	76.0	70.0	63.1
08/01/2007	12:00:54	5.00	69.5	86.8	71.0	61.0
08/01/2007	12:05:54	5.00	67.5	75.9	69.8	63.2
08/01/2007	12:10:54	5.00	68.3	83.1	71.4	62.2
08/01/2007	12:15:54	5.00	66.7	78.4	69.4	62.2
08/01/2007	12:20:54	5.00	66.9	76.5	70.0	60.7
08/01/2007	12:25:54	5.00	67.6	78.1	71.0	61.6
08/01/2007	12:30:54	5.00	67.7	84.9	70.2	62.4
08/01/2007	12:35:54	5.00	68.8	80.3	72.0	63.4
08/01/2007	12:40:54	5.00	68.0	84.9	70.3	61.4
08/01/2007	12:45:54	5.00	68.6	83.4	70.2	63.2
08/01/2007	12:50:54	5.00	67.9	80.9	71.1	61.8
08/01/2007	12:55:54	5.00	68.4	79.5	72.3	63.4
08/01/2007	13:00:54	5.00	67.4	77.5	70.3	61.5
08/01/2007	13:05:54	5.00	67.8	78.2	69.9	63.1
08/01/2007	13:10:54	5.00	68.4	86.6	71.4	62.5
08/01/2007	13:15:54	5.00	66.4	77.2	69.5	60.7

Date	Time (hh:mm:ss)	Duration (mm:ss)	L_{Aeq} (dB)	L_{Amax} (dB)	L_{A10} (dB)	L_{A90} (dB)
08/01/2007	13:20:54	5.00	66.4	84.8	68.6	59.7
08/01/2007	13:25:54	5.00	66.5	78.2	69.0	61.6
08/01/2007	13:30:54	5.00	67.5	78.5	70.5	61.1
08/01/2007	13:35:54	5.00	67.6	81.5	70.3	61.9
08/01/2007	13:40:54	5.00	68.1	77.6	71.3	63.5
08/01/2007	13:45:54	5.00	67.0	80.3	70.5	61.5
08/01/2007	13:50:54	5.00	67.3	76.3	70.1	61.2
08/01/2007	13:55:54	5.00	67.7	87.2	69.0	59.9
08/01/2007	14:00:54	5.00	68.0	84.1	70.9	61.0
08/01/2007	14:05:54	5.00	66.5	80.2	69.4	61.1
08/01/2007	14:10:54	5.00	69.1	79.9	72.4	62.5
08/01/2007	14:15:54	5.00	66.4	84.1	69.4	60.3
08/01/2007	14:20:54	5.00	66.4	79.9	68.9	60.8
08/01/2007	14:25:54	5.00	66.8	77.4	70.1	60.8
08/01/2007	14:30:54	5.00	68.5	77.1	71.0	64.1
08/01/2007	14:35:54	5.00	65.8	78.0	68.6	60.3
08/01/2007	14:40:54	5.00	67.1	76.8	69.5	61.7
08/01/2007	14:45:54	5.00	67.8	77.0	70.7	63.2
08/01/2007	14:50:54	5.00	66.5	85.5	68.7	59.7
08/01/2007	14:55:54	5.00	68.1	77.1	70.1	62.8
08/01/2007	15:00:54	5.00	67.8	77.7	71.6	62.2
08/01/2007	15:05:54	5.00	66.8	84.7	69.5	60.8
08/01/2007	15:10:54	5.00	67.7	88.4	70.0	60.1
08/01/2007	15:15:54	5.00	69.5	82.3	72.2	65.7
08/01/2007	15:20:54	5.00	65.8	83.5	68.1	60.1
08/01/2007	15:25:54	5.00	67.3	82.5	70.1	60.4
08/01/2007	15:30:54	5.00	66.7	73.4	69.1	61.8
08/01/2007	15:35:54	5.00	67.8	79.0	70.9	62.6
08/01/2007	15:40:54	5.00	69.6	87.1	72.2	64.2
08/01/2007	15:45:54	5.00	65.5	76.6	68.3	59.1
08/01/2007	15:50:54	5.00	68.1	80.0	70.8	62.0
08/01/2007	15:55:54	5.00	66.4	78.7	69.8	60.8
08/01/2007	16:00:54	5.00	68.1	88.3	70.4	61.7
08/01/2007	16:05:54	5.00	69.1	87.1	72.1	63.2
08/01/2007	16:10:54	5.00	67.8	74.6	70.6	64.0
08/01/2007	16:15:54	5.00	67.5	76.9	70.2	63.5
08/01/2007	16:20:54	5.00	66.3	75.9	69.3	60.8

Date	Time (hh:mm:ss)	Duration (mm:ss)	L_{Aeq} (dB)	L_{Amax} (dB)	L_{A10} (dB)	L_{A90} (dB)
08/01/2007	16:25:54	5.00	67.7	79.4	70.8	62.2
08/01/2007	16:30:54	5.00	69.1	80.8	72.5	63.8
08/01/2007	16:35:54	5.00	66.2	80.0	68.8	61.2
08/01/2007	16:40:54	5.00	68.1	83.3	70.6	63.2
08/01/2007	16:45:54	5.00	66.3	73.7	69.1	61.8
08/01/2007	16:50:54	5.00	66.4	80.7	69.6	59.5
08/01/2007	16:55:54	5.00	68.8	84.1	70.8	63.7
08/01/2007	17:00:54	5.00	66.8	80.0	69.3	62.1
08/01/2007	17:05:54	5.00	67.2	79.0	69.0	63.3
08/01/2007	17:10:54	5.00	68.0	79.9	71.2	62.0
08/01/2007	17:15:54	5.00	66.8	79.6	68.6	62.8
08/01/2007	17:20:54	5.00	67.6	75.0	70.5	63.1
08/01/2007	17:25:54	5.00	67.4	76.6	70.8	61.1
08/01/2007	17:30:54	5.00	66.4	77.9	68.7	62.3
08/01/2007	17:35:54	5.00	65.6	78.0	68.4	60.4
08/01/2007	17:40:54	5.00	67.3	79.1	70.4	62.0
08/01/2007	17:45:54	5.00	68.5	82.5	72.2	62.9
08/01/2007	17:50:54	5.00	67.1	79.8	70.1	60.0
08/01/2007	17:55:54	5.00	64.9	80.5	68.5	59.9
08/01/2007	18:00:54	5.00	65.0	74.2	67.4	59.8
08/01/2007	18:05:54	5.00	65.7	74.7	67.8	61.3
08/01/2007	18:10:54	5.00	66.5	81.9	68.5	61.0
08/01/2007	18:15:54	5.00	66.1	76.8	68.0	60.3
08/01/2007	18:20:54	5.00	64.0	74.8	67.0	58.8
08/01/2007	18:25:54	5.00	64.3	73.7	67.4	59.0
08/01/2007	18:30:54	5.00	67.7	76.3	70.1	59.8
08/01/2007	18:35:54	5.00	66.1	77.5	67.7	62.4
08/01/2007	18:40:54	5.00	66.4	80.8	69.4	59.6
08/01/2007	18:45:54	5.00	78.3	96.3	77.6	60.4
08/01/2007	18:50:54	5.00	70.2	87.8	71.0	61.5
08/01/2007	18:55:54	5.00	74.3	93.4	72.9	62.7
08/01/2007	19:00:54	5.00	70.2	94.7	69.4	59.9
08/01/2007	19:05:54	5.00	65.3	77.1	68.2	60.4
08/01/2007	19:10:54	5.00	68.2	79.0	71.1	61.1
08/01/2007	19:15:54	5.00	66.4	81.9	68.7	60.4
08/01/2007	19:20:54	5.00	66.3	84.1	69.5	59.5
08/01/2007	19:25:54	5.00	68.1	77.3	71.3	62.9

Date	Time (hh:mm:ss)	Duration (mm:ss)	L_{Aeq} (dB)	L_{Amax} (dB)	L_{A10} (dB)	L_{A90} (dB)
08/01/2007	19:30:54	5.00	65.2	81.2	67.4	60.0
08/01/2007	19:35:54	5.00	66.1	78.5	70.1	59.9
08/01/2007	19:40:54	5.00	64.5	74.9	67.6	59.6
08/01/2007	19:45:54	5.00	66.6	80.3	70.0	59.4
08/01/2007	19:50:54	5.00	66.8	79.4	70.0	60.3
08/01/2007	19:55:54	5.00	65.2	75.7	68.5	57.1
08/01/2007	20:00:54	5.00	66.4	78.7	69.4	60.3
08/01/2007	20:05:54	5.00	66.7	79.5	71.5	59.8
08/01/2007	20:10:54	5.00	67.0	76.2	69.1	62.9
08/01/2007	20:15:54	5.00	66.0	79.8	68.7	59.5
08/01/2007	20:20:54	5.00	63.8	75.0	66.7	57.6
08/01/2007	20:25:54	5.00	65.5	82.2	68.4	58.2
08/01/2007	20:30:54	5.00	71.8	91.9	70.0	57.4
08/01/2007	20:35:54	5.00	64.8	76.5	68.8	57.3
08/01/2007	20:40:54	5.00	66.2	73.6	69.3	61.1
08/01/2007	20:45:54	5.00	67.0	87.0	69.5	58.2
08/01/2007	20:50:54	5.00	66.9	78.2	70.3	59.6
08/01/2007	20:55:54	5.00	65.5	80.2	68.8	59.4
08/01/2007	21:00:54	5.00	64.9	80.1	67.9	58.8
08/01/2007	21:05:54	5.00	65.2	75.2	69.2	58.0
08/01/2007	21:10:54	5.00	63.6	81.9	67.1	58.0
08/01/2007	21:15:54	5.00	65.8	77.8	69.1	56.1
08/01/2007	21:20:54	5.00	65.9	81.7	70.9	56.1
08/01/2007	21:25:54	5.00	65.1	77.2	68.8	57.2
08/01/2007	21:30:54	5.00	63.5	76.7	66.7	57.2
08/01/2007	21:35:54	5.00	66.4	85.4	68.7	58.6
08/01/2007	21:40:54	5.00	64.4	76.3	68.9	56.2
08/01/2007	21:45:54	5.00	66.4	78.0	70.1	58.6
08/01/2007	21:50:54	5.00	63.0	75.8	66.5	55.4
08/01/2007	21:55:54	5.00	65.2	76.1	68.8	56.8
08/01/2007	22:00:54	5.00	64.7	78.2	68.4	58.3
08/01/2007	22:05:54	5.00	64.0	77.3	68.3	56.7
08/01/2007	22:10:54	5.00	64.7	76.5	68.3	57.5
08/01/2007	22:15:54	5.00	64.0	76.4	67.0	57.9
08/01/2007	22:20:54	5.00	65.0	76.3	68.7	55.8
08/01/2007	22:25:54	5.00	64.0	77.9	67.5	55.8
08/01/2007	22:30:54	5.00	65.9	77.2	70.5	57.1

Date	Time (hh:mm:ss)	Duration (mm:ss)	L_{Aeq} (dB)	L_{Amax} (dB)	L_{A10} (dB)	L_{A90} (dB)
08/01/2007	22:35:54	5.00	66.5	81.5	69.8	58.7
08/01/2007	22:40:54	5.00	63.3	74.5	66.7	58.4
08/01/2007	22:45:54	5.00	64.0	79.9	68.2	56.5
08/01/2007	22:50:54	5.00	64.9	77.7	69.1	55.7
08/01/2007	22:55:54	5.00	65.5	76.1	68.7	59.5
08/01/2007	23:00:54	5.00	65.1	81.8	68.8	57.2
08/01/2007	23:05:54	5.00	61.9	73.0	65.0	56.4
08/01/2007	23:10:54	5.00	64.9	77.3	68.8	57.1
08/01/2007	23:15:54	5.00	62.8	73.9	66.2	57.4
08/01/2007	23:20:54	5.00	64.0	75.4	68.1	56.0
08/01/2007	23:25:54	5.00	65.5	83.5	69.3	57.4
08/01/2007	23:30:54	5.00	64.2	75.6	67.6	56.5
08/01/2007	23:35:54	5.00	63.4	74.1	66.1	57.1
08/01/2007	23:40:54	5.00	67.1	79.7	72.1	56.8
08/01/2007	23:45:54	5.00	63.7	86.9	64.4	55.4
08/01/2007	23:50:54	5.00	66.6	85.1	70.3	59.2
08/01/2007	23:55:54	5.00	66.2	81.4	70.1	56.3
09/01/2007	00:00:54	5.00	63.6	74.2	67.0	56.0
09/01/2007	00:05:54	5.00	61.6	76.6	64.0	54.3
09/01/2007	00:10:54	5.00	59.2	73.4	62.5	52.4
09/01/2007	00:15:54	5.00	56.6	66.3	60.2	50.5
09/01/2007	00:20:54	5.00	56.8	68.0	60.9	50.7
09/01/2007	00:25:54	5.00	57.7	65.2	61.6	51.7
09/01/2007	00:30:54	5.00	58.2	77.8	60.5	51.2
09/01/2007	00:35:54	5.00	56.6	66.8	61.0	49.3
09/01/2007	00:40:54	5.00	61.2	80.2	62.2	51.0
09/01/2007	00:45:54	5.00	58.0	65.5	61.4	52.5
09/01/2007	00:50:54	5.00	56.9	65.6	60.2	51.9
09/01/2007	00:55:54	5.00	57.1	65.8	61.3	50.5
09/01/2007	01:00:54	5.00	58.7	70.3	61.6	53.2
09/01/2007	01:05:54	5.00	59.2	68.6	62.3	53.1
09/01/2007	01:10:54	5.00	59.2	65.9	62.1	52.5
09/01/2007	01:15:54	5.00	58.1	70.5	60.9	52.1
09/01/2007	01:20:54	5.00	58.6	76.5	60.5	52.0
09/01/2007	01:25:54	5.00	64.2	85.0	61.9	51.9
09/01/2007	01:30:54	5.00	58.0	67.3	60.7	51.7
09/01/2007	01:35:54	5.00	57.1	67.1	60.2	51.4

Date	Time (hh:mm:ss)	Duration (mm:ss)	L_{Aeq} (dB)	L_{Amax} (dB)	L_{A10} (dB)	L_{A90} (dB)
09/01/2007	01:40:54	5.00	56.1	73.0	58.9	49.1
09/01/2007	01:45:54	5.00	54.2	62.8	57.7	49.8
09/01/2007	01:50:54	5.00	54.3	64.8	57.9	49.5
09/01/2007	01:55:54	5.00	54.6	63.8	58.1	49.8
09/01/2007	02:00:54	5.00	56.2	65.7	59.6	49.5
09/01/2007	02:05:54	5.00	58.2	67.6	61.4	51.3
09/01/2007	02:10:54	5.00	56.5	66.2	59.7	49.4
09/01/2007	02:15:54	5.00	72.1	93.2	62.0	50.3
09/01/2007	02:20:54	5.00	56.8	72.2	60.0	49.5
09/01/2007	02:25:54	5.00	54.5	63.9	58.3	49.1
09/01/2007	02:30:54	5.00	55.9	73.1	59.4	49.8
09/01/2007	02:35:54	5.00	56.6	67.7	59.5	51.1
09/01/2007	02:40:54	5.00	56.7	70.1	59.7	49.6
09/01/2007	02:45:54	5.00	53.9	64.7	56.7	48.6
09/01/2007	02:50:54	5.00	54.6	65.9	58.7	48.0
09/01/2007	02:55:54	5.00	54.4	63.2	58.9	48.6
09/01/2007	03:00:54	5.00	53.9	62.1	57.6	50.2
09/01/2007	03:05:54	5.00	56.2	66.8	59.8	48.8
09/01/2007	03:10:54	5.00	54.5	64.8	59.6	46.7
09/01/2007	03:15:54	5.00	56.0	68.6	60.2	47.6
09/01/2007	03:20:54	5.00	53.0	67.0	55.6	47.0
09/01/2007	03:25:54	5.00	58.0	72.9	60.9	48.1
09/01/2007	03:30:54	5.00	56.1	66.3	60.1	48.3
09/01/2007	03:35:54	5.00	54.7	64.0	59.3	47.1
09/01/2007	03:40:54	5.00	53.9	67.1	56.7	47.5
09/01/2007	03:45:54	5.00	51.8	63.3	54.7	47.0
09/01/2007	03:50:54	5.00	54.7	64.9	58.9	47.9
09/01/2007	03:55:54	5.00	52.1	64.9	55.2	47.8
09/01/2007	04:00:54	5.00	52.4	62.9	55.5	47.7
09/01/2007	04:05:54	5.00	54.6	69.8	56.9	48.3
09/01/2007	04:10:54	5.00	53.5	61.3	58.0	48.4
09/01/2007	04:15:54	5.00	53.1	65.4	55.4	47.7
09/01/2007	04:20:54	5.00	52.8	67.5	55.4	47.8
09/01/2007	04:25:54	5.00	54.9	71.4	57.8	48.3
09/01/2007	04:30:54	5.00	52.1	62.0	55.5	48.3
09/01/2007	04:35:54	5.00	55.2	68.3	57.7	48.5
09/01/2007	04:40:54	5.00	54.5	68.5	58.2	47.8

Date	Time (hh:mm:ss)	Duration (mm:ss)	L_{Aeq} (dB)	L_{Amax} (dB)	L_{A10} (dB)	L_{A90} (dB)
09/01/2007	04:45:54	5.00	56.3	69.3	58.8	50.3
09/01/2007	04:50:54	5.00	55.9	68.7	58.5	51.5
09/01/2007	04:55:54	5.00	55.8	69.4	58.6	48.9
09/01/2007	05:00:54	5.00	56.8	67.7	60.0	49.3
09/01/2007	05:05:54	5.00	61.5	75.0	66.5	51.3
09/01/2007	05:10:54	5.00	53.2	63.1	56.6	49.1
09/01/2007	05:15:54	5.00	62.6	74.4	66.9	51.4
09/01/2007	05:20:54	5.00	63.5	79.2	69.9	51.8
09/01/2007	05:25:54	5.00	62.3	75.8	65.6	51.5
09/01/2007	05:30:54	5.00	58.1	69.1	61.9	52.8
09/01/2007	05:35:54	5.00	60.9	74.6	65.2	49.2
09/01/2007	05:40:54	5.00	59.9	74.5	64.1	50.5
09/01/2007	05:45:54	5.00	58.8	69.7	63.1	51.3
09/01/2007	05:50:54	5.00	62.6	75.1	66.4	52.6
09/01/2007	05:55:54	5.00	62.6	76.3	67.5	52.6
09/01/2007	06:00:54	5.00	63.2	76.9	67.4	54.7
09/01/2007	06:05:54	5.00	64.7	84.7	68.8	53.4
09/01/2007	06:10:54	5.00	64.4	75.5	68.0	55.6
09/01/2007	06:15:54	5.00	65.4	75.8	68.8	56.7
09/01/2007	06:20:54	5.00	65.2	79.8	69.6	55.6
09/01/2007	06:25:54	5.00	62.8	77.8	66.9	56.7
09/01/2007	06:30:54	5.00	65.6	81.1	70.0	55.7
09/01/2007	06:35:54	5.00	65.6	82.0	69.7	55.1
09/01/2007	06:40:54	5.00	66.3	80.4	68.5	59.1
09/01/2007	06:45:54	5.00	64.8	75.3	67.4	56.1
09/01/2007	06:50:54	5.00	65.6	84.7	69.5	58.2
09/01/2007	06:55:54	5.00	64.8	76.1	68.9	57.1
09/01/2007	07:00:54	5.00	64.5	75.9	67.3	59.0
09/01/2007	07:05:54	5.00	66.2	77.7	68.6	62.0
09/01/2007	07:10:54	5.00	66.0	80.9	69.9	58.4
09/01/2007	07:15:54	5.00	66.5	75.8	69.1	57.2
09/01/2007	07:20:54	5.00	66.6	80.7	69.8	59.8
09/01/2007	07:25:54	5.00	66.2	80.9	70.3	58.4
09/01/2007	07:30:54	5.00	66.1	76.4	69.3	59.7
09/01/2007	07:35:54	5.00	66.0	82.4	68.8	61.3
09/01/2007	07:40:54	5.00	66.3	79.6	71.1	58.6
09/01/2007	07:45:54	5.00	66.6	78.1	69.8	60.5

Date	Time (hh:mm:ss)	Duration (mm:ss)	L_{Aeq} (dB)	L_{Amax} (dB)	L_{A10} (dB)	L_{A90} (dB)
09/01/2007	07:50:54	5.00	65.4	74.6	68.8	60.5
09/01/2007	07:55:54	5.00	66.9	78.4	71.0	60.0
09/01/2007	08:00:54	5.00	67.0	80.0	69.9	58.8
09/01/2007	08:05:54	5.00	67.8	85.1	69.9	63.3
09/01/2007	08:10:54	5.00	64.1	76.0	66.5	58.7
09/01/2007	08:15:54	5.00	66.9	78.2	70.7	60.8
09/01/2007	08:20:54	5.00	66.9	80.0	69.7	61.3
09/01/2007	08:25:54	5.00	67.6	81.8	70.9	62.3
09/01/2007	08:30:54	5.00	63.4	70.5	65.5	60.0
09/01/2007	08:35:54	5.00	65.7	82.0	68.8	59.7
09/01/2007	08:40:54	5.00	66.0	85.6	68.3	61.9
09/01/2007	08:45:54	5.00	67.1	85.5	70.3	61.4
09/01/2007	08:50:54	5.00	66.7	76.0	69.6	61.5
09/01/2007	08:55:54	5.00	68.7	79.6	71.9	62.2
09/01/2007	09:00:54	5.00	68.4	78.9	71.9	62.4
09/01/2007	09:05:54	5.00	67.5	76.8	70.2	62.7
09/01/2007	09:10:54	5.00	67.4	76.4	70.5	60.6
09/01/2007	09:15:54	5.00	68.1	78.7	70.8	63.4

APPENDIX IV – MANUFACTURER'S NOISE DATA

Modelo:RAS-16FSN Power source: 400 V 50 Hz

Measurement point: 1 meter from the frontal surface of the unit
1.5 meters from floor level

Noise Criteria Curve
Nominal/Night mode: 62/57 dB(A)

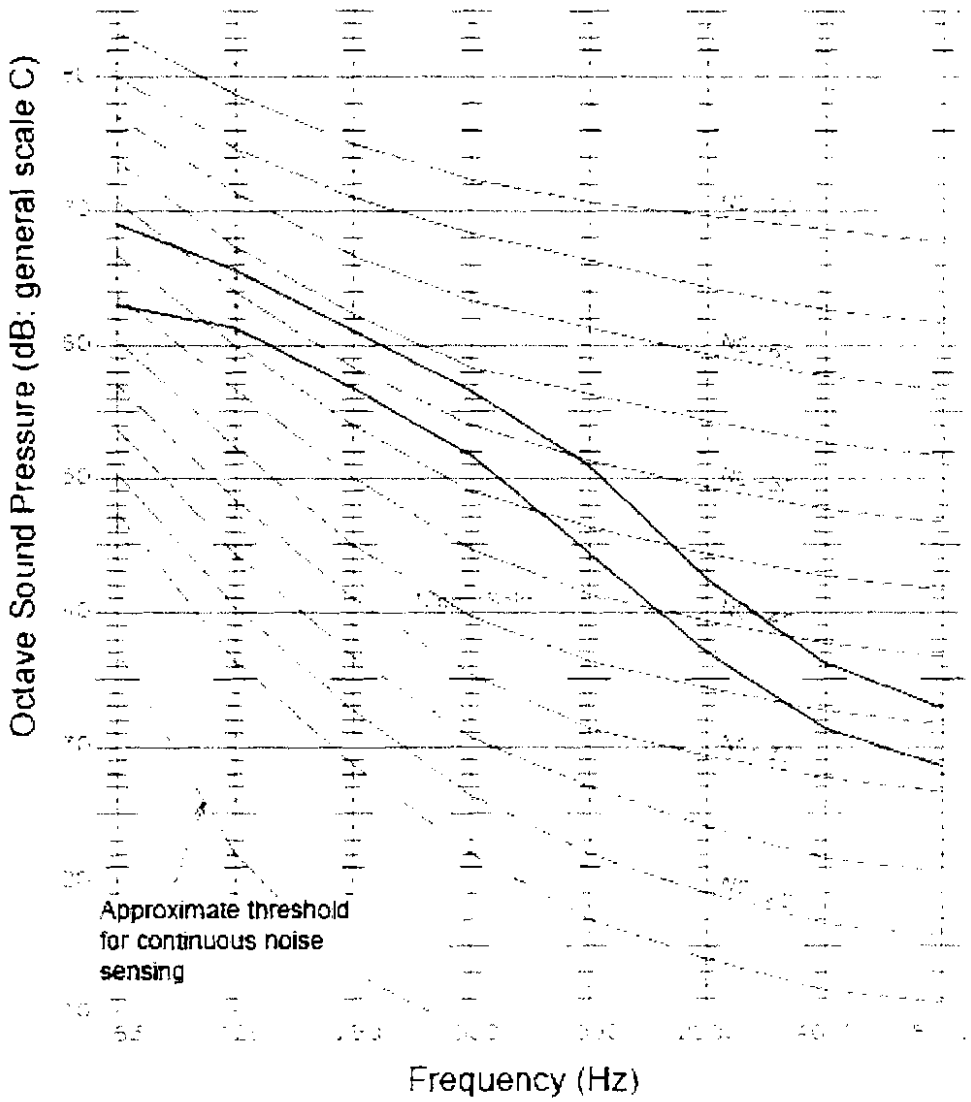

Manufacturer's Data for Hitachi RAS-16FSN outdoor condenser unit