Office 47, Bury Business Centre, Kay Street, Bury, Lancs, BL9 6BU

Tel - 0161 763 6171, mob - 07710 184142, fax - 0560 1505457

e-mail : bat.consultancy@btconnect.com

Angela Graham
Bat Consultancy
Service

Please note change of contact details above



Bat Survey:

Plymouth Grove Hotel, 65 Plymouth Grove, Ardwick, Manchester

For
T & D Properties Ltd,
7a Wilmslow Road,
Cheadle,
Cheshire,
SK8 1DW.

15/6/08

specialist in the requirements of bats for roosting and feeding
member of the institute of ecology and environmental management (ieem)
trainer and conservation/scientific licence holder for natural england
b.tech (hons) - environmental science: applied ecology & environmental management

Contents.

1. Introduction.

2. My credentials.

3. Bats and the Law.

4. Basic Bat Facts.

5. Regional Bat Species and their Requirements.

6. Survey Method.

7. Limitations of the Survey.

8. Findings.

9. Conclusions.

10. Recommendations.

11. Further Reading.

Appendix 1.
Designs for providing new roosting options – Schwegler Roost Units
Ibstock Roost Units
Marshall Clay Bat Access Brick
Bat Box Suppliers list

1. Introduction.

1.1 I was asked to survey this building to satisfy a planning requirement prior to its conversion and extension as apartments. I believe it is hoped to start work in around 3 months.

1.2 *Please note that the law relating to bats applies irrespective of any issue the planners may or may not have drawn attention to, therefore to be protected from any risk of potential prosecution the developer should pay close attention to the recommendations made in this report. I strongly advise that a copy of the report be retained by the client and be passed to any future purchaser of the site.*

1.3 My objectives were to assess:

- the importance of the building to bats
- whether, without appropriate mitigation, the development is likely to affect their favourable conservation status through the destruction of a roost or roosts
- whether or not a licence to disturb bats is needed in order to allow this development to progress within the law
- whether additional survey work needs to be carried-out; in summer for example.

1.4 This is a Victorian brick building, in an urban location, though the area is not devoid of trees:



1.5 It has been empty for some time and is in rapidly deteriorating condition. It is now occupied by pigeons.

1.6 The pipistrelle bat is common and widespread in Manchester, and can be found in the most urban environments, but it is unlikely that any other species would be found in the immediate vicinity of this building.

2. My credentials.

2.1 I have been working in bat conservation for 20 years, as a volunteer with the Greater Manchester and South Lancashire Bat Groups, and Natural England. Until 2008 I represented the bat groups of the north-west region at national meetings of the Bat Conservation Trust.

2.2 My first formal training was in 1988, when I attended a 5-day bat ecology course run by acknowledged expert Dr. Robert Stebbings. Following this, I trained for and obtained a Conservation and Education Licence from the Nature Conservancy Council, as it was then, in 1989. It was extended in 1991 to cover winter hibernation sites/scientific work and to allow me to take on trainees.

2.3 Over the last 11 years I have done increasing numbers of bat surveys on a consultancy basis, firstly part-time, then-full time from December 2003.

2.4 Since November 2000 I have gained experience in applying-for and obtaining licences from the Department of the Environment, Food and Rural Affairs for clients whose developments have affected roosting bats.

2.5 Other experience includes:

- Attending the annual weekend-long Bat Worker's Conference every year since 1988.
- Helping the Clwyd Bat Group with their surveys of underground hibernation sites, mainly in the late 1980s and early 1990s.
- Participating in "Bat Detector Workshops" during the 1990s in different areas of the country, concerned with locating bat roosts and feeding sites/commuting routes.
- Sitting on local council "Wildlife Advisory Groups" (WAGs) in the Greater Manchester area from the early 1990s onwards.
- Participating in the Bat Conservation Trust's 3 year "Bats and Habitats" survey in the 1990s.
- Helping local authorities and the Greater Manchester Ecology Unit formulate their Biodiversity Action Plans for bats, as required under the European Habitats Directive.
- Administering the bat casework for Natural England in the South Lancashire and Greater Manchester areas over 1998-2000.
- Spending 8 nights in 1999 helping with bat survey work on a National Trust site in Somerset: involved participation in mist netting and radio-tracking.
- Assisting with similar work in 2001 in Wales.
- In 2001, attending a new 3-day course run by the Bat Conservation Trust - "Bats and Bat Surveys : a Foundation Course for Consultants".
- In 2007, attending a conference organised by BCT on bat mitigation measures.
- Helping with mist-netting-based research in Slovakia in 2007.
- Continuing to attend courses run by recognised experts to ensure I stay up-to date both with respect to bat conservation and issues such as health and safety.

3. Bats and the Law.

3.1 All British bats and their roosts are legally protected under the Wildlife and Countryside Act of 1981 (as amended), through inclusion in Schedule 5 and under the Conservation (Natural Habitats, &c) Regulations 1994 which implements the EC Directive 92/43/EEC in the UK. Under this legislation it is an offence to intentionally or recklessly kill, injure or capture bats, disturb bats or damage, destroy or obstruct access to bat roosts. Since the introduction of the Countryside and Rights of Way (CROW) Act in 2000, doing so can result in a custodial sentence. Fines of up to £5000 per bat can be issued in cases of non-compliance with the law.

3.2 This puts the onus on developers to ensure as far as possible that they will not be impacting on a bat roost before commencing work. Bat roosts are protected irrespective of whether bats are present at the time. A "bat roost" is generally acknowledged to be "any structure or place which any wild [bat]... uses for shelter or protection". This quote is taken from Natural England's "Bat Worker's Manual".

3.3 Where a development will impact on roosting bats, a European Protected Species Licence is required before the roost can be interfered with in any way.

3.4 One of the conditions of such a licence is the maintenance of the favourable conservation status of the species. This has generally been interpreted as meaning no

net loss of roosts. Therefore mitigation/compensation measures are required, followed by monitoring of the success of these. Mitigation has to be provided on as close to a like-for-like basis as possible.

3.5 It is also necessary to time the work to minimise the impact on bats. Therefore work must be planned for when the bats are expected to be absent, and an appropriate alternative roost must be available for them by the time they would normally be returning.

3.6 European Protected Species licences are issued providing planning permission has been granted, there is an over-riding public need for the development and there is no reasonable alternative available.

3.7 The CROW Act now gives a statutory grounding to the Biodiversity Action Plan process. A number of "key" bat species nationally, including the Pipistrelle (*pipistrellus* and *pygmaeus*), have been the subject of Bat Biodiversity Action Plans. Equivalent plans have been devised by most local authorities to cover either the Pipistrelle or bats in general. Some local authorities have added an extra species - for example the noctule or Daubenton's - where their borough is particularly important for that species.

3.8 Planning Policy Statement 9 gives planning authorities guidance with respect to Biodiversity, including protected species. Its contents are taken into account in the planning process.

3.9 In the case of a building, tree or other feature not already known to be a bat roost, if bats are found during the course of work contractors must stop and seek advice from the bat consultant involved with the site, if one had been appointed, or Natural England, before proceeding. Assuming a good-quality bat survey had been carried-out before the commencement of work and its recommendations followed, it would be unlikely that the discovery of bats during the course of the work would be considered to be "reckless" interference.

4. Basic Bat Facts.

4.1 Some basic bat facts are :-

- Bats have one baby each per year and females gather together in summer in warm, clean, draught-free maternity roosts to give birth.
- The average number of the commonest species of bat in a colony is around 50 individuals, but these bats are tiny, having a body length of around 4 cms, and therefore occupy little space and do no damage.
- Adult British bats feed solely on insects and their droppings quickly turn to powder which is easily blown or washed off external surfaces. Bat droppings are harmless.
- Bats are mammals and feed their babies on milk.
- Babies are generally born in June and are dependent on their mothers for about 6 weeks. When the youngsters are able to hunt independently, the summer maternity colonies disperse.
- Bats - pipistrelles in particular - generally change roosting place frequently. Each colony will use a range of different roost sites, even during summer when there are dependent young present. Once a roosting site is established bats are likely to return to it again.
- Often male bats roost singly, but in autumn are visited by small numbers of females for mating purposes. The females then store the sperm inside their bodies until spring when they become pregnant.
- Alternatively, in autumn some male bats gather at cave entrances and their equivalent and undertake swarming activity.
- Bats hibernate in winter in cool, humid places with stable conditions. Some bats will fly long distances to suitable sites, which can be quite remotely situated. Hibernation sites and summer sites are usually located separately.

- Bats are particularly vulnerable in summer when they have dependent babies, and in winter when they are unable to rouse quickly from their state of hibernation.
- Bats feed where insects occur, therefore they particularly favour habitats such as woodland edge, areas where there is standing or flowing water, usually where there are native shrubs and trees adjacent, and mature gardens.
- Bats follow "linear landscape features" such as lines of trees, hedges, buildings and waterways in order to commute from their roost sites to their feeding grounds. Likewise they use these features to navigate between feeding areas and alternative roosts.
- Sometimes bats use "night-roosts" for part of the night while out feeding. They return to a "day roost" at the end of the night, leaving behind droppings and/or discarded moth wings.
- Bats use a range of feeding sites over the course of a night and concentrate on different sites on different nights according to weather conditions and insect availability.

4.2 Bats traditionally roosted in holes and cracks in old trees, beneath ivy-cover and in caves. With the decline in old deciduous woodlands, the most common species have adapted to roosting in buildings and other man-made structures. They often choose to roost within crevice systems, especially in winter, where they are hard to locate. Confirming whether or not a potential roost is ever used can be difficult, unless there is clear evidence present such as the accumulation of old droppings.

4.3 In general bat roosts are likely to occur in cavities in mature/dead trees where these are available, behind weather boarding or hanging tiles on buildings, in roof voids, under roof slates/felt, above/within wooden beams, in cellars, in cavities in walls and in crevices in culverts and bridges, especially where the latter are associated with water.

4.4 Bats can be located when feeding or commuting, away from the roost, by use of an ultrasound receiver. This converts their normally inaudible calls to a pitch that can be heard by the human ear.

4.5 In summer bat roosts can be located by the "swarming" activity of colony members around the roost at dawn.

4.6 In light of the recent discovery of European Bat Lyssavirus in Daubenton's bats in Britain, the current recommendation is that bats should not be handled by the public.

5. Regional Bat Species and their Requirements.

5.1 The commonest species, the Pipistrelle (*Pipistrellus pipistrellus)*, has adapted well to roosting in buildings of many types, and most commonly roosts behind weather boarding and under slates or in other crevices associated with the exterior of buildings.

5.2 There is a second Pipistrelle species (*Pipistrellus pygmaeus*). This roosts in the same sort of situations to Pipistrellus pipistrellus, but it is generally less common, and prefers locations near water.

5.3 Pipistrelles feed on midges and small flies. These are still abundant, in contrast to the more specialist moths and beetles that some species need.

5.4 The Daubenton's bat (*Myotis daubentonii)* is the species most likely to use culverts and bridges, but often uses trees or buildings near water to rear its young. It is usually discovered feeding where there is water, for example over lodges, rivers and canals.

5.5 The Brown long-eared bat (*Plecotus auritus*) is the species found most commonly inside barns and buildings with open roof-voids, where it will fly at dusk before emerging to feed. This species is mainly a woodland species. It is difficult to locate away from the roost as it echolocates very quietly, so its calls are hard to pick-up by ultrasound receiver. One characteristic of this species is that it sometimes leaves collections of moth wings beneath a favoured "feeding perch". Its droppings typically are found beneath the ridge beam or other major beams.

5.6 Other species such as the Noctule (*Nyctalus noctula*) are still relatively dependent on holes in trees for roosting, but fly long distances when out feeding.

5.7 Species such as the whiskered(*Myotis mystacinus*)/Brandt's(*Myotis brandtii*) and Natterer's (*Myotis nattereri*) will use buildings, similar to those favoured by the brown long-eared in the case of Natterer's, or trees. Natterer's bat is relatively uncommon.

5.8 Brandt's bats can only be separated from whiskered in the hand. Most records of these species come from observing bats in flight and hearing their echolocation calls by ultrasound receiver.

6. Survey Method.

6.1 I visited the site during the day on 15th June 2008.

6.2 As far as possible I inspected the building inside and out for the presence of live bats and signs that bats were, or had been, present. This involved observing for droppings, dead bats, food remains such as moth wings, staining and scratch marks with the aid of a million candle-power torch and binoculars.

6.3 I also assessed the potential for use by roosting bats in terms of factors such as temperature, draughtiness, humidity, cleanliness and presence of suitable crevices.

6.4 The survey was conducted with the needs of different species of bat over the seasons in mind.

6.5 I made an assessment of whether additional survey work was required at dusk/dawn or at a more appropriate time of year.

7. Limitations of the Survey.

7.1 This was a preliminary survey to discover whether there are obvious signs of use by bats and to assess potential for use. If potential exists, usually follow-up work is required at dusk or dawn or at a more appropriate time of year.

7.2 Any droppings deposited on the outside of a building are often washed or blown away quickly, so evidence of use often doesn't last long once the bats have moved, but an assessment has been made of potential bat roosting places associated with the exterior of the building.

7.3 As bats often roost in crevices in winter, and are particularly hard to locate when hibernating, the report highlights the areas that could be used by bats in winter without their presence necessarily being obvious.

8. Findings.

8.1 There is attic accommodation in the building. Although there are roof-voids above this, there was no access to them via loft hatches. In general the ceilings, although largely intact, were bowing in a dangerous manner so the survey of this area was limited.

8.2 The building has extensive cellars, with cave-like conditions apparently suitable for use by hibernating bats in winter. The floors were largely pale coloured and uncluttered. No evidence of winter roosting was found.

8.3 Externally, surveying three-storey buildings of this type is difficult, as they inevitably have a variety of potential roosting places that could be used at least by individuals or small numbers of pipistrelle bats at any time of year, if not by a maternity colony in summer or male with females in autumn.

8.4 In this case, some of the places identified include:-

Gaps associated with fascias:



Gaps associated with coping stones, roof slates and weather-boarding:





Gaps around window frames:



Gaps under ridge tiles and associated with gable roof edges, lead flashing and air vents:



Gaps under hanging tiles:



9. Conclusions.

9.1 I would not expect to encounter bats that typically live in lofts or caves/cellars in this locality.

9.2 What lofts there are, are relatively small and, given the conditions of the ceilings, probably in poor condition.

9.3 I do not think an internal inspection of these, had it been possible, would have discovered evidence of roosting bats.

9.4 There were no obvious signs of bats having used the cellars.

9.5 Externally, there are undoubtedly a variety of places where the pipistrelle bat could roost at any time of year.

9.6 This species changes roost frequently and putting a level of risk on bats being present in association with this particular building at any given time is difficult, but it is likely to be quite low. There are many buildings in the area, of a wide range of construction types. Other potential roosting places for the pipistrelle will inevitably exist.

9.7 Although a return visit at dusk or dawn would shed more light on the situation at that particular time, the absence of bats would not confirm that bats never roost here.

9.8 If work such as re-roofing or removal of window frames was planned for the period when bats have dependent babies in the summer, a repeat survey would be a wise precaution before work stated. As this work will presumably not be starting until during September at the earliest - when most maternity colonies will have split-up - I think such a survey is of dubious merit. I justify this on the grounds that the likelihood of a maternity colony using this building at any time is probably quite low, and the likelihood of it being present at the time of a single survey is lower still. I do not think the potential of this building merits multiple visits.

9.9 However, as it is so difficult to confirm that bats will never roost here, in order for it to be certain that the development will comply with a requirement to maintain the favourable conservation status of bats, some provision for bats must be made in the new build.

9.10 This is most easily achieved by installing purpose-made, self-contained roost units in external walls (see Appendix 1 and below) - though alternatives exist, such as providing cladding or hanging tiles on the outside of the buildings, behind which bats can roost.

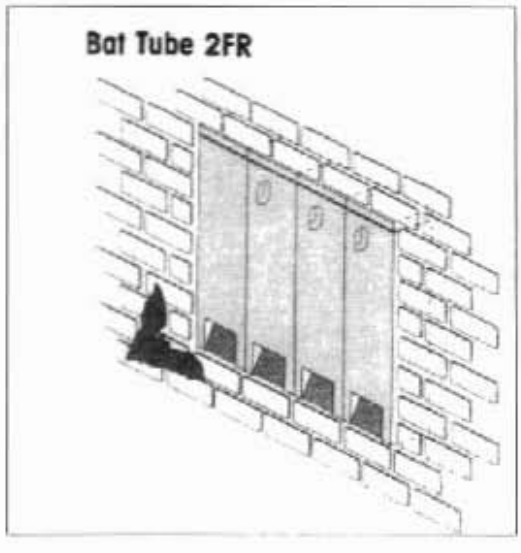

9.11 A bank of 2 or 3 x Schwegler 2FR roost tubes should be embedded as illustrated above, preferably in a south or west facing wall. They should be positioned towards the eaves and not directly above windows or doors. It might be possible to embed these slightly recessed into the cavity, behind slivers of facing bricks, or to position them in the cavity with bat access provided via bat access bricks:



9.12 In a bank of inter-connecting 2FR units only one access opening would be required as bats can pass between the units. These units have openings that would allow bats into the cavity too, but these can be blocked to ensure the bats remain within the units.

9.13 As an alternative, 2 or 3 x Ibstock units, as shown below, could be used alongside each other, but as bats cannot pass between the boxes directly each would need its own access opening:





9.14 In addition single Schwegler 1FR or Ibstock units should be installed in the other new walls:

Bat Tube 1FR



9.15 As bats could be present at any time of year, contractors must be aware when tendering for the work that additional care will be needed in some areas.

9.16 Removal of window frames in particular should not be undertaken in winter. Bats could easily be killed in the course of removing window frames, especially when hibernating in winter as they are unable to rouse quickly to escape danger. Even in autumn it would be a wise precaution to have dusk or dawn survey work carried-out within the few days beforehand to double check that no male bat is present with females in a mating roost. The likelihood of this is low, but not impossible.

9.17 So long as the recommendations are followed, I do not think this development will affect the favourable conservation status of bats.

10. Recommendations.

10.1 Start work as planned after August 2008 but aim not to remove existing window frames between November and March inclusive. It would be a wise precaution to have a dusk survey before removal of window frames in September or October, to double check on the absence of bats.

10.2 Ensure contractors are aware that they will need to work with care on the following features:

- Removal of window frames
- Removal of coping stones, roof slates, ridges, hanging tiles and flashing
- Removal of simple and ornamental fascias

10.3 No sealing-up of existing gaps associated with any of these features should be done between November and March inclusive.

10.4 It must be ensured contractors tender for working with care in these areas.

10.5 The bat consultant must brief the contractors before they start work, to ensure they are aware that there is a small possibility of finding a bat and that they have a legal obligation to stop work in that event. The bat consultant may need to visit site when they are about to start work and possibly be present for part of the work.

10.6 If at any time a bat or droppings that may have come from a bat are found, work **must** stop immediately. As far as practicable the feature that was sheltering the bat/s should be replaced. Further advice **must** then be sought before work continues, even if the

bat has flown off, either from myself or from Natural England in Wigan on 01942 820342. Any bat found should not be handled.

10.7 Provision for bats must be made in the course of the work. Presumably this is most easily achieved by using purpose-made self-contained roost units in the new extension to the building.

10.8 If the work is unexpectedly delayed these recommendations apply into future years. In addition, no work should start between June and mid-August inclusive without a survey at dusk or dawn within the few days beforehand to double check as far as possible that bats are absent.

11. Further Reading.

11.1 Bat Conservation Trust. Bats and Lighting in the UK. Version 2. January 2008. BCT.

11.2 Bat Conservation Trust. Bat Surveys: Good Practice Guidelines. 2007. BCT.

11.3 Office of the Deputy Prime Minister. Planning for Biodiversity and Geological Conservation: A Guide to Good Practice. 2006. HMSO.

11.4 Office of the Deputy Prime Minister. Planning Policy Statement 9: Biodiversity and Geological Conservation. 2005. HMSO.

11.5 Office of the Deputy Prime Minister. Government Circular: Geological and Biological Conservation – Statutory obligations and their implications within the planning system. 2005. HMSO.

11.6 Natural England Northumbrian Team. Bat Surveys for Development Proposals in North-east England. March 2004. Not published.

11.7 Edited by Mitchell-Jones, A.J and Mcleish, A.P.. Bibliography in, plus content of, The Bat Workers' Manual. Third Edition. 2004. HMSO JNCC.

11.8 Mitchell-Jones, A. J. Bat Mitigation Guidelines. 2004. Natural England.

11.9 Entwistle, A. C. et al. Habitat Management for Bats. 2001. JNCC.

11.10 Childs, J. Bats and the Law. 2001. The Bat Conservation Trust and the Royal Society for the Protection of Birds.

11.11 Action for Biodiversity in North West England. Andre R Farrar. The Government Office for the North West, the North West Regional Assembly and the North West Biodiversity Forum, 2000.

11.12 Local Planning Authorities/Greater Manchester Ecology Unit. Biodiversity Action Plans for Bats. Dates vary.

11.13 Wild about the North West – A Biodiversity Audit of North West England. Regional biodiversity Steering Group, 1999.

11.14 Ketchin, M. The Design and Construction of Bat Boxes in Houses. 1996. Scottish Natural Heritage.

11.15 Biodiversity: The UK Steering Group Report. HMSO, 1995.

11.16 Hutson, A.M. Action Plan for the Conservation of Bats in the United Kingdom. 1993.The Bat Conservation Trust.

© Angela Graham. June 2008.

APPENDIX 1

Bats

Bat Tube 1FR



This Tube system meets the characteristic behavioural requirements of the types of bats that inhabit buildings. The design maintains excellent climatic conditions inside the Tube allowing the animals to either hang onto

the wooden rear or onto the wood-concrete front. It requires no maintenance because droppings fall out of the entrance only.

Suitable for: Bat species that inhabit buildings

Material: SCHWEGLER wood-concrete with integrated wooden panel grids which the bats can cling

Installation: Can be installed on external walls - either flush or beneath a rendered surface in concrete and, during renovation work, under wooden

panelling or in building cavities (e.g. slab-type building structures, bridges, etc). If required, it can be painted using standard bio-permeable exterior paint. Birds will not occupy the box. To allow access into existing cavities or buildings use the 2FR model below

Example



Built into an external wall

Installation within a wall - only entrance is visible

Dimensions: height 47.5 x width 29 x depth 12.5 cm
Entrance: width 15 x height 2 cm



Order no. 08 750/6

Bat Tube 2FR

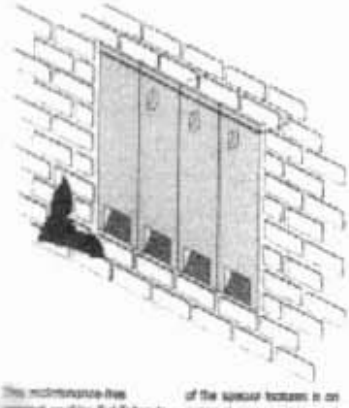

This maintenance-free construction enables Bat Tubes to be built into the masonry of a wall. A number of Tubes can be placed next to one another in modular form to create much larger spaces with horizontal connecting holes. Each Tube has three different

of the spacer fasteners is an optional passage through the rear panel. This enables existing cavities occupied by bats in the walls or structure of a building to be retained, providing an unobtrusive solution when conversion, refurbishing or demolition work

buildings. The animals can crawl from one Tube to another and through the rear into the existing cavities.

Siting:
Listed buildings, industrial buildings, bridges and buildings of slab-type construction. Several tubes should can be installed together - we recommend connecting at least 3 units together

Suitable for:
Bat species that inhabit buildings

Material:
SCHWEGLER wood-concrete with integrated internal partitions

Dimensions:
height 47 x width 29 x depth 12.5 cm

Entrance: width 15 x height 2 cm



Example: 3 Tubes



Example: installation within a wall

SCHWEGLER


ideas into action
eco habitats for bats
IBSTOCK


IBSTOCK
ideas into action
eco habitats for bats
Features & Benefits
Free Access Option (A)
Enclosed Bat Box (B & C)
www.ibstock.com

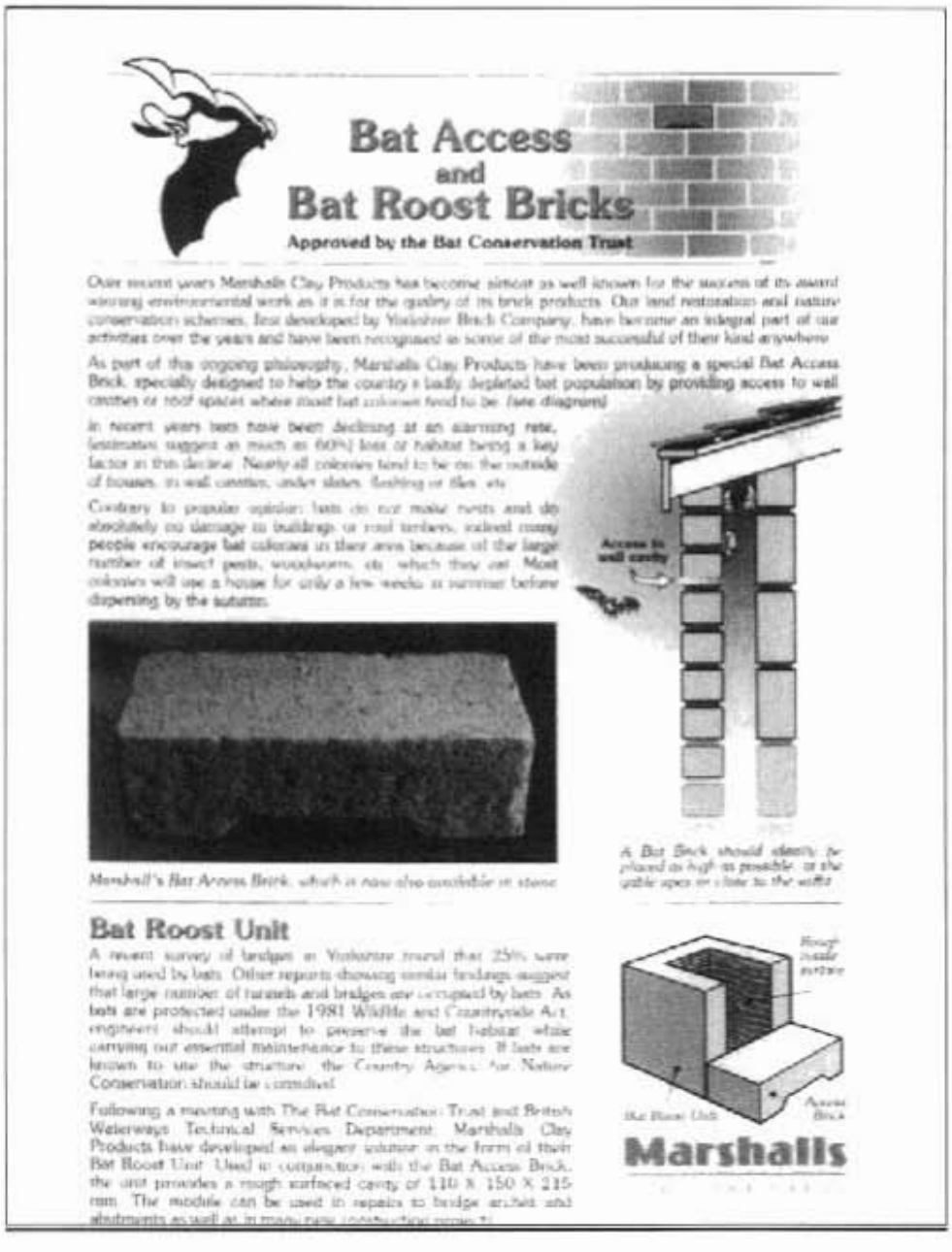

Bat Access and Bat Roost Bricks

Approved by the Bat Conservation Trust

Over recent years Marshalls Clay Products has become almost as well known for the success of its award winning environmental work as it is for the quality of its brick products. Our land restoration and nature conservation schemes, first developed by Yorkshire Brick Company, have become an integral part of our activities over the years and have been recognised as some of the most successful of their kind anywhere.

As part of this ongoing philosophy, Marshalls Clay Products have been producing a special Bat Access Brick, specially designed to help the country's badly depleted bat population by providing access to wall cavities or roof spaces where most bat colonies tend to be. *(see diagram)*

In recent years bats have been declining at an alarming rate, estimates suggest as much as 60%) loss of habitat being a key factor in this decline. Nearly all colonies tend to be on the outside of houses, in wall cavities, under slates, flashing or tiles etc.

Contrary to popular opinion bats do not make nests and do absolutely no damage to buildings or roof timbers, indeed many people encourage bat colonies as their area because of the large number of insect pests, woodworm, etc. which they eat. Most colonies will use a house for only a few weeks in summer before dispersing by the autumn.

A Bat Brick should ideally be placed as high as possible in the gable apex or close to the eaves

Marshall's Bat Access Brick, which is now also available in stone

Bat Roost Unit

A recent survey of bridges in Yorkshire found that 25% were being used by bats. Other reports showing similar findings suggest that large number of tunnels and bridges are occupied by bats. As bats are protected under the 1981 Wildlife and Countryside Act, engineers should attempt to preserve the bat habitat while carrying out essential maintenance to these structures. If bats are known to use the structure the Country Agency for Nature Conservation should be consulted.

Following a meeting with The Bat Conservation Trust and British Waterways Technical Services Department Marshalls Clay Products have developed an elegant solution in the form of their Bat Roost Unit. Used in conjunction with the Bat Access Brick, the unit provides a rough surfaced cavity of 110 X 150 X 215 mm. The module can be used in repairs to bridge arches and abutments as well as in many new construction projects.

Marshalls

Bat Box Suppliers

Please note that prices are correct at time of printing, but are liable to change

The Belfry Bat Box. A bottom opening cylindrical bat box. Durable, completely closed at the top and sides. Suitable for masonry structures such as the underside of bridges. Price £27.00
Peter Smith, Environmental Consultant, 1 Bettws Cottage, Bettws, Abergavenny NP7 7LG
Tel: 01873 890598

Wooden Box, includes a pack of evening primrose seeds to attract night flying insects. Price £18.99
Peoples Trust for Endangered Species, 15 Cloisters House, 8 Battersea Park Road, London SW8 4BG **Tel:** 020 7498 4533

Substantial wooden box which can be scorched (at an additional cost) for an enhanced appearance. Price £7.50 Also hibernation boxes. Price £36.50
'Twitchers' Wildbird Supplies and Country Services, 32 Monckton Avenue, Oulton Broad, Lowestoft, NR32 3EG **Tel/Fax:** 01502 511 1944

Woodcrete box 'breathable' woodcrete £17.95 Also books, tapes, detectors and mealworms.
C.J. Wildbird Foods Ltd. The Rea, Upton Magna, Shrewsbury, SY4 4UB **Tel:** 01743 70954

Schwegler 'woodcrete' boxes, hibernation boxes and standard wooden boxes (various sizes for different species), with siting information, from £23.95 - £99.95, or send for information on detectors, night vision, books etc
Alana Ecology Ltd. The Old School, Church Street, Bishop's Castle, Shropshire SY9 5AE
E-mail: info@alana-eco.net Web: http://www.alana-eco.net
Tel: 01588 630173

Schwegler 'woodcrete' boxes - full range
Jacobi Jayne & Co Hawthorne Cottage, Maypole Heath, Canterbury, Kent CT3 4LW
E-mail enquiries@jacobijayne.com Web: www.wildbirdnews.com
Tel: 01227 860388 Fax: 01227 860521
01227 714314

Jan 2007 The Bat Conservation Trust, 15 Cloisters House, 8 Battersea Park Road, London SW8 4BG
Tel 020 7627 2629 Fax 020 7627 2628 Email enquiries@bats.org.uk Web: www.bats.org.uk
Registered Charity no 1012357 Company limited by guarantee registered in England no 2711923