PROPOSED EE EQUIPMENT

CABINET DETAILS:
CABINET REF: FLEXI PLINTH
DIMENSIONS: 457x448x1000 HIGH
MATERIAL: STEEL
COLOUR: GREY

CABINET REF: Mk4 LINK A/C ON ROOT
DIMENSIONS: 600x500x1520 HIGH
MATERIAL: STEEL
COLOUR: HOLLY GREEN BS 14C39

CABINET REF: BTS3900A (STACKED) ON ROOT
DIMENSIONS: 480x600x1900 HIGH
MATERIAL: STEEL
COLOUR: HOLLY GREEN BS 14C39

ANTENNA DETAILS
ANTENNAS TO BE MOUNTED ON FREE STANDING SUPPORT FRAMES ON ROOF

LNA TO BE MOUNTED BELOW EACH ANTENNA

TRANSMISSION: DISH

ANTENNA DETAILS

PROPOSED	BEARING	RAD CENTRE HEIGHT (m)	ANTENNA TYPE	RET (Y/N)	OVERALL FEEDER LENGTH	ANTENNA JUMPER LENGTH	OVERALL SYSTEM LOSS	MAIN FEEDER TYPE	TMA (Y/N)
C1/6A1	30	13.3	[illegible]	N	27	1	2.9	LCF78-50	Y
C2/6B1	150	13.3	[illegible]	N	25.2	1	2.8	LCF78-50	Y
C3/6C1	270	10.8	[illegible]	N	22.2	1	2.63	LCF78-50	Y

NOTE: FEEDER LENGTH SHOWN IS ONLY APPROXIMATE AND SHOULD BE CHECKED BY RIGGING CONTRACTOR PRIOR TO WORK COMMENCING

TRANSMISSION DISH DETAILS

DISH ID	D1 Proposed	D2 Proposed	D3 Proposed	D4 Proposed
DISH SIZE	600	TBA	TBA	TBA
HEIGHT m AGL	TBC	TBA	TBA	TBA
POLE TAG REF	TBC	TBA	TBA	TBA
BEARING TRUE	TBC	TBA	TBA	TBA
SITE LINK	TBC	TBA	TBA	TBA
SITE NAME	TBC	TBA	TBA	TBA
TRE No.	TBC	TBA	TBA	TBA
NB No.	TBC	TBA	TBA	TBA
RADIO TYPE	TBA	TBA	TBA	TBA
POLARITY	TBA	TBA	TBA	TBA

KEY TO DISH STATUS
CO: COMMISSIONED/INSTALLED TRANSMISSION DISH
PL: PLANNED TRANSMISSION DISH WITH LANDLORDS & PLANNING CONSENT
RESERVED: APPROVED TRANSMISSION DISH FOR FUTURE REQUIREMENT
PROPOSED: NEW TRANSMISSION DISH AWAITING LANDLORDS & PLANNING CONSENT
HCO: REPLACEMENT OF EXISTING TRANSMISSION DISH WITH LANDLORDS & PLANNING CONSENT

EXCLUSION ZONES CONFORM TO THE ICNIRP REFERENCE LEVEL FOR LIMITED EXPOSURE TO MEMBERS OF THE GENERAL PUBLIC

100mm 50mm 10mm

A3

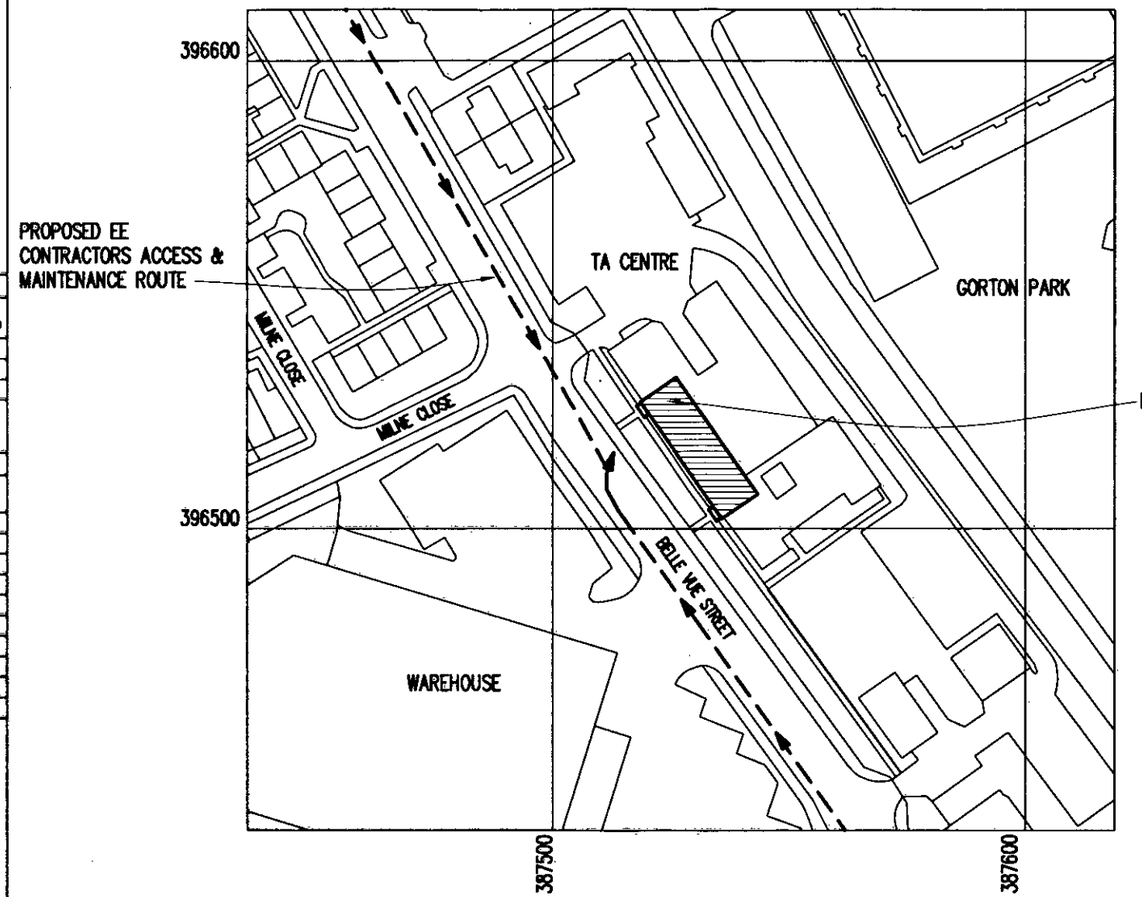

LOCATION PLAN

NGR E 387526
NGR N 396530

SCALE 1:1250

REPRODUCED FROM ORDNANCE SURVEY PROMAP DATA©CROWN COPYRIGHT 2013

No.	Revision	Date	By	ckd

PURPOSE OF ISSUE

● Approval ● Planning ● Legal ○ Construction ○ As-built

everything everywhere™ Three.co.uk

Hatfield Business Park
Hatfield
Hertfordshire
AL10 9BW
Tel: 01707 315000
Fax: 01707 319001

WHP Wilkinson Helsby
St. James Court
Wilderspool Causeway
Warrington WA4 6PS
Tel: 01925 424100 Fax: 01925 424101
e-mail: info@wilkinson-helsby.co.uk

Client: CELL No. 96088

Contract: T.A. CENTRE
BELLE VUE STREET, WEST GORTON
MANCHESTER, M12 5PW

Title: PROPOSED TELECOMMUNICATIONS ROOFTOP INSTALLATION
SITE LOCATION

Designed PSH	Checked SPH	Date 22.07.13	
Drawn PSH	Approved SPH	Scale AS SHOWN	
DRAWING No. 056016-01		REVISION	

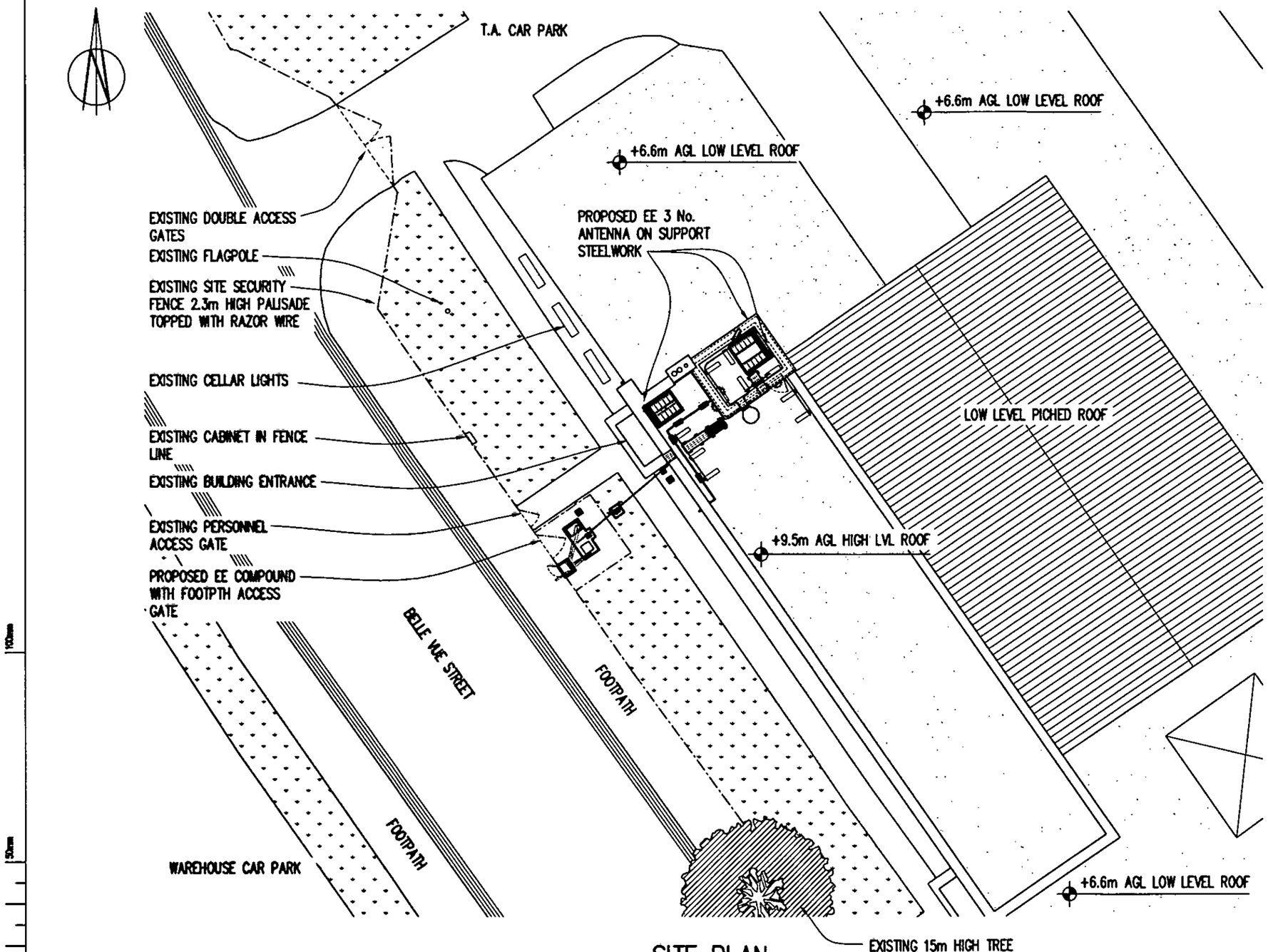

SITE PLAN
SCALE 1:200

A3

NOTE

1. ELECTRICAL SAFETY SIGN TO BE FITTED ON OUTSIDE OF LINK A/C CABINET DOOR
2. POINT OF ENTRY & EXCLUSION ZONE SAFETY SIGN TO BE FITTED TO INSIDE OF ROOFTOP ACCESS DOOR.
3. ACCESS SIGN TO BE FITTED TO EXISTING ACCESS LADDER AT 2000 AFL
4. ANTENNA SAFETY SIGN ATTACHED TO REAR OF ALL ANTENNA

No.	Revision	Date	By	ckd

PURPOSE OF ISSUE

● Approval ● Planning ● Legal ○ Construction ○ As-built

everything everywhere™ 3 Three.co.uk

Hatfield Business Park
Hatfield
Hertfordshire
AL10 9BW
Tel: 01707 315000
Fax: 01707 319001

WHP Wilkinson Helsby
St. James Court
Wilderspool Causeway
Warrington WA4 6PS
Tel: 01925 424100 Fax: 01925 424101
e-mail: info@wilkinson-helsby.co.uk

Client: CELL No. 96088

Contract: T.A. CENTRE
BELLE VUE STREET, WEST GORTON
MANCHESTER, M12 5PW

Title: PROPOSED TELECOMMUNICATIONS ROOFTOP INSTALLATION
SITE LAYOUT

Designed PSH	Checked SPH	Date 22.07.13
Drawn PSH	Approved SPH	Scale AS SHOWN
DRAWING No. 056016-02		REVISION

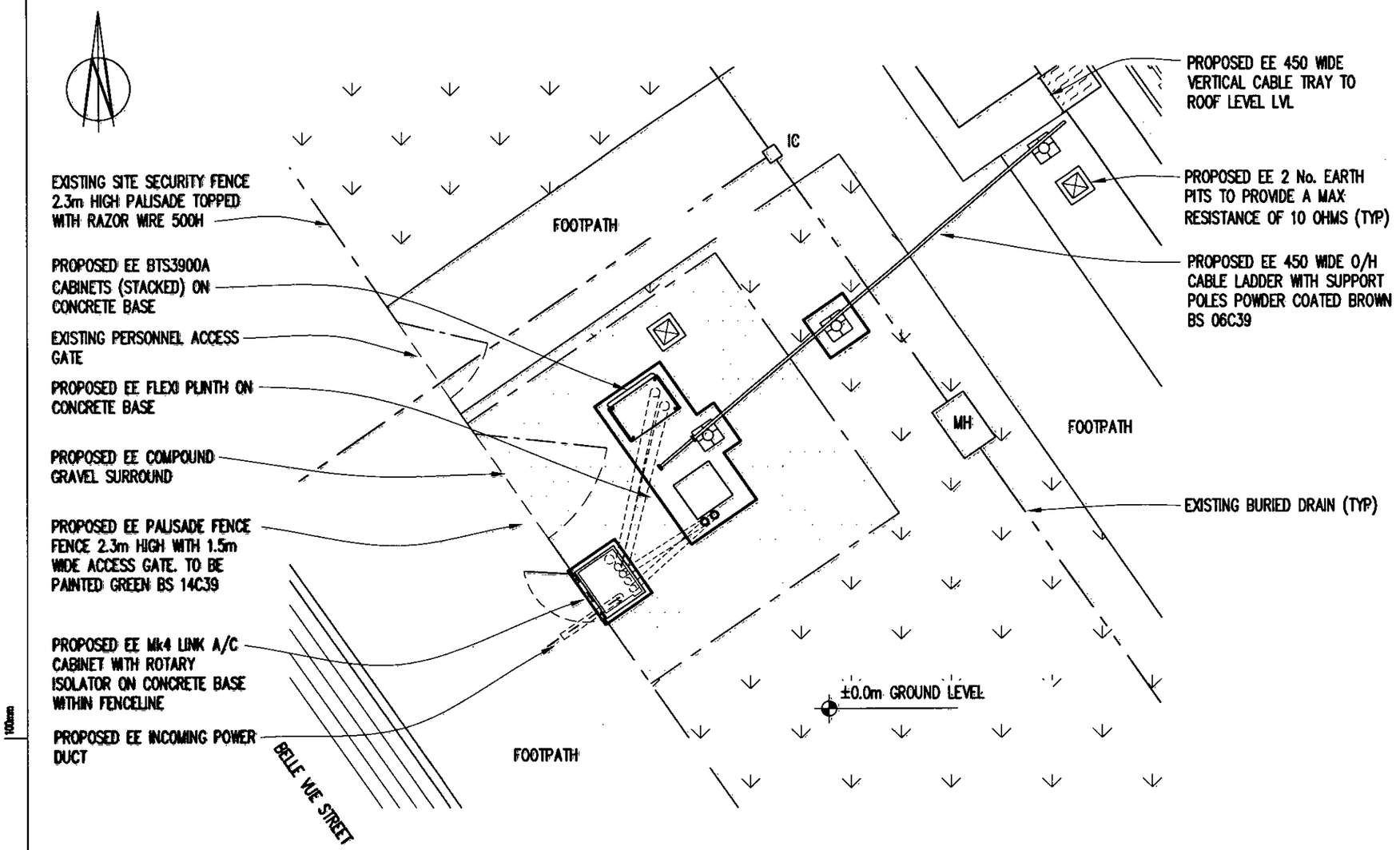

PROPOSED GROUND EQUIPMENT LAYOUT

SCALE 1:50

NOTE: ROUTE OF POWER AND TRANSMISSION SUPPLIES ARE APPROXIMATE AND ARE INDICATIVE ONLY

PROPOSED POWER SUPPLY ROUTE: —— · ——

PROPOSED TRANSMISSION SUPPLY ROUTE: — — —

PROPOSED COMBINED POWER & TRANSMISSION SUPPLY ROUTE: —— · ——

A3

No.	Revision	Date	By	ckd

PURPOSE OF ISSUE

● Approval ● Planning ● Legal ○ Construction ○ As-built

everything everywhere™ Three.co.uk

Hatfield Business Park
Hatfield
Hertfordshire
AL10 9BW
Tel: 01707 315000
Fax: 01707 319001

WHP Wilkinson Helsby
St. James Court
Wilderspool Causeway
Warrington WA4 6PS
Tel: 01925 424100 Fax: 01925 424101
e-mail: info@wilkinson-helsby.co.uk

Client: CELL No. 96088

Contract: T.A. CENTRE
BELLE VUE STREET, WEST GORTON
MANCHESTER, M12 5PW

Title: PROPOSED TELECOMMUNICATIONS ROOFTOP INSTALLATION GROUND EQUIPMENT LAYOUT

Designed PSH	Checked SPH	Date 22.07.13	
Drawn PSH	Approved SPH	Scale AS SHOWN	
DRAWING No. 056016-03		REVISION	

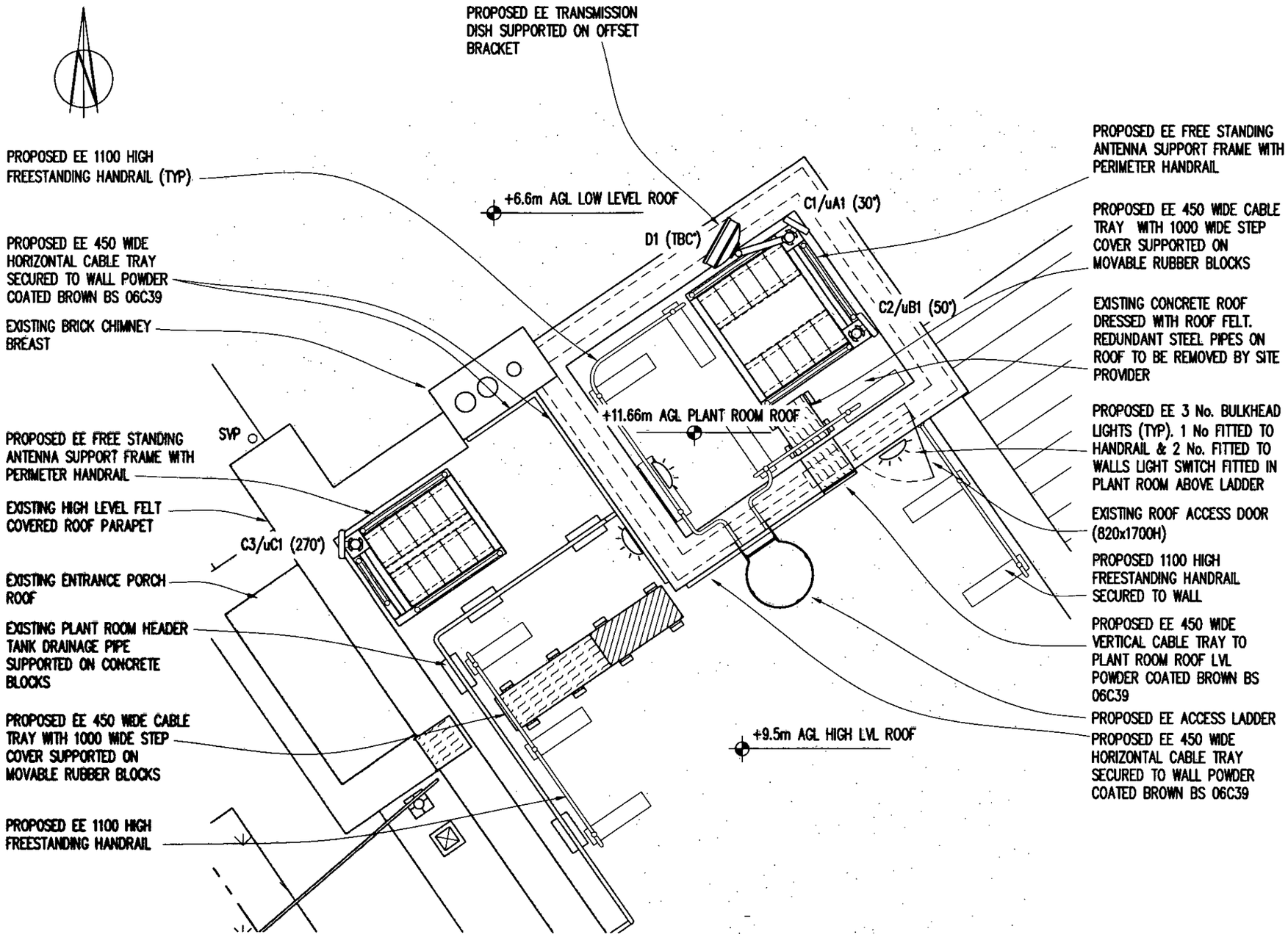

PROPOSED ROOF EQUIPMENT LAYOUT

SCALE 1:50

A3

No.	Revision	Date	By	ckd

PURPOSE OF ISSUE

● Approval ● Planning ● Legal ○ Construction ○ As-built

everything everywhere™ 3 Three.co.uk

Hatfield Business Park
Hatfield
Hertfordshire
AL10 9BW

Tel: 01707 315000
Fax: 01707 319001

WHP Wilkinson Helsby
St. James Court
Wilderspool Causeway
Warrington WA4 6PS

Tel: 01925 424100 Fax: 01925 424101
e-mail: info@wilkinson-helsby.co.uk

Client: CELL No. 96088

Contract: T.A. CENTRE
BELLE VUE STREET, WEST GORTON
MANCHESTER, M12 5PW

Title: PROPOSED TELECOMMUNICATIONS ROOFTOP INSTALLATION
ROOF EQUIPMENT LAYOUT

Designed PSH	Checked SPH	Date 22.07.13
Drawn PSH	Approved SPH	Scale AS SHOWN
DRAWING No. 056016-03		REVISION

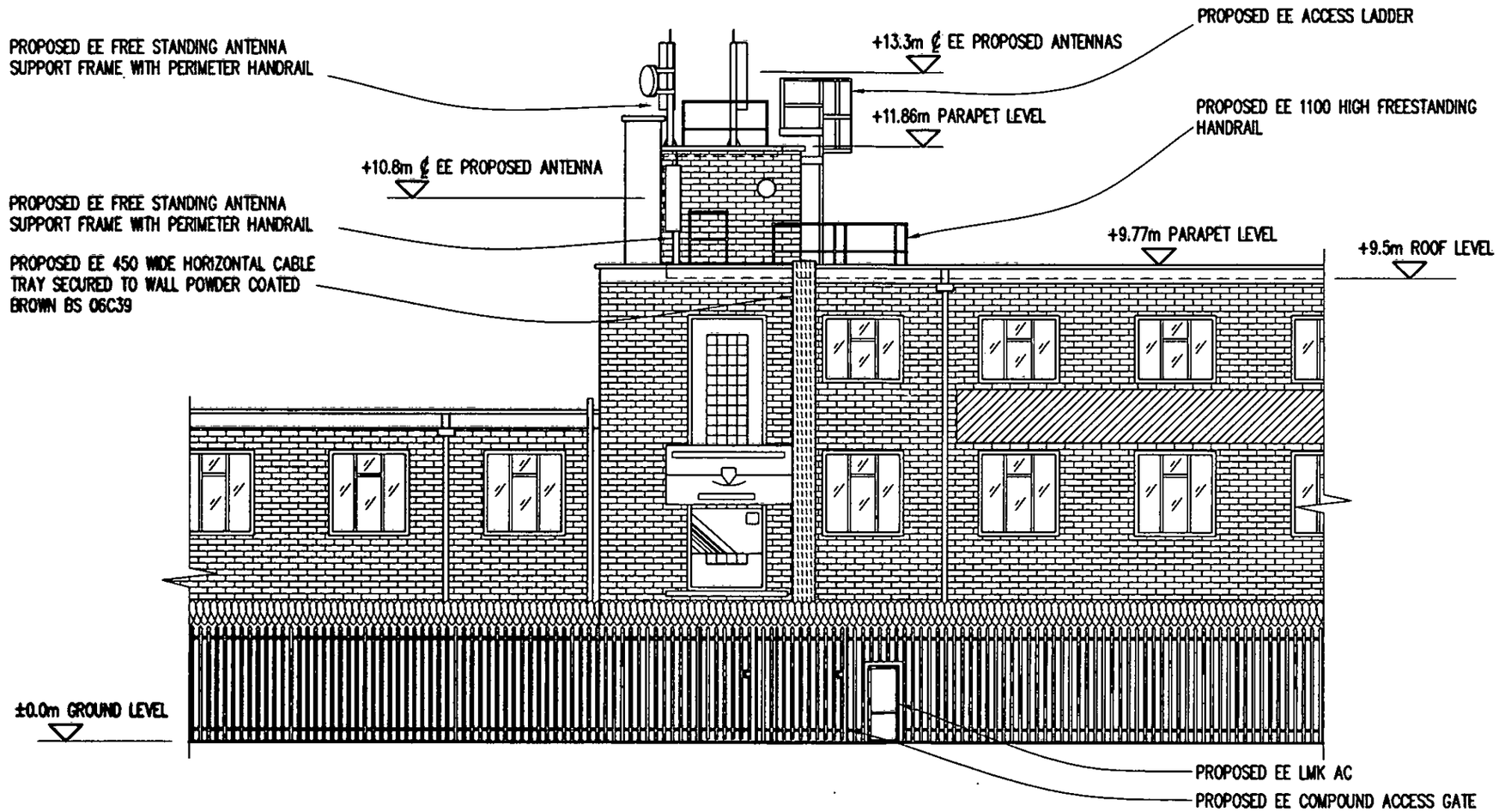

SOUITH WEST ELEVATION

SCALE 1:50

No.	Revision	Date	By	ckd

PURPOSE OF ISSUE

● Approval ● Planning ● Legal ○ Construction ○ As-built

everything everywhere
Three.co.uk

Hatfield Business Park
Hatfield
Hertfordshire
AL10 9BW

Tel: 01707 315000
Fax: 01707 319001

WHP Wilkinson Helsby
St James Court
Wilderspool Causeway
Warrington WA4 6PS

Tel: 01925 424100 Fax: 01925 424101
e-mail: info@wilkinson-helsby.co.uk

Client: CELL No. 96088

Contract: T.A. CENTRE
BELLE VUE STREET, WEST GORTON
MANCHESTER, M12 5PW

Title: PROPOSED TELECOMMUNICATIONS ROOFTOP INSTALLATION
SITE ELEVATION

Designed	PSH	Checked	SPH	Date	22.07.13
Drawn	PSH	Approved	SPH	Scale	AS SHOWN
DRAWING No.	056016-05	REVISION			

A3