drawing. All contractors must visit the site and be responsible for taking and checking all dimensions relative to their work. Please advise of any variation between drawings and site conditions.
DO NOT SCALE OFF THIS DRAWING.....IF IN DOUBT ASK

Rev.	Drawn	Comments	Date

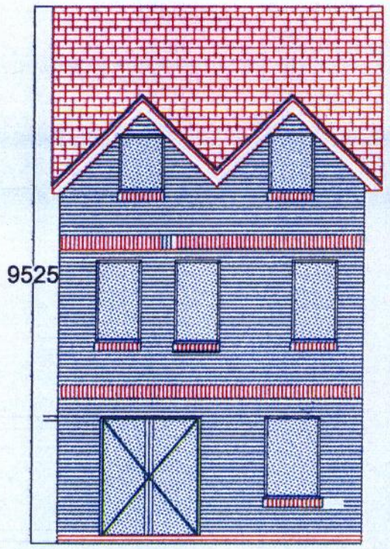

Rear Elevation



Front Elevation

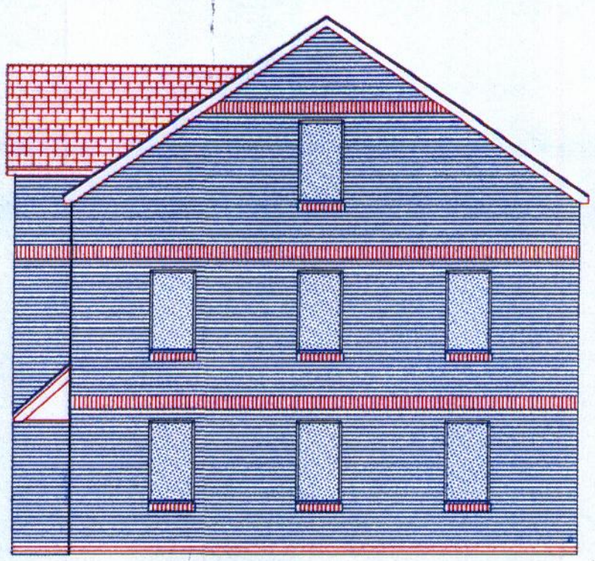

East Flank Elevation

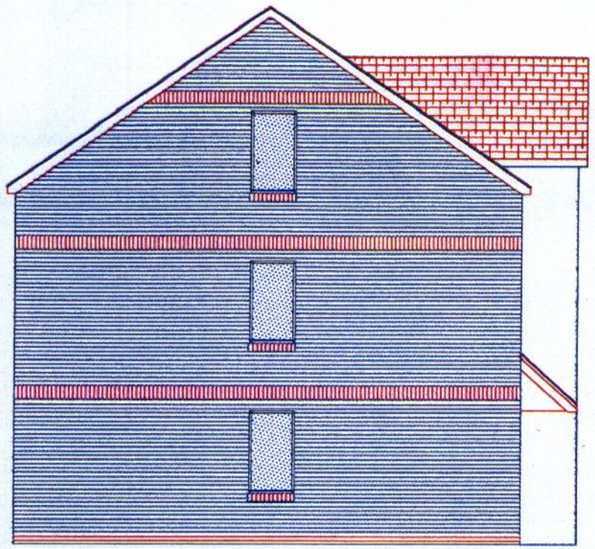

West Flank Elevation

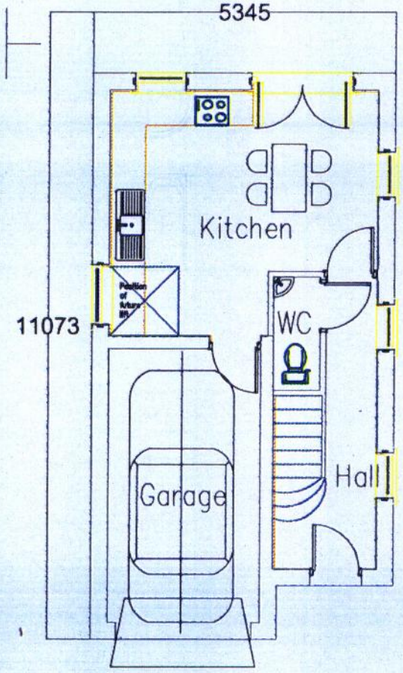

Ground floor

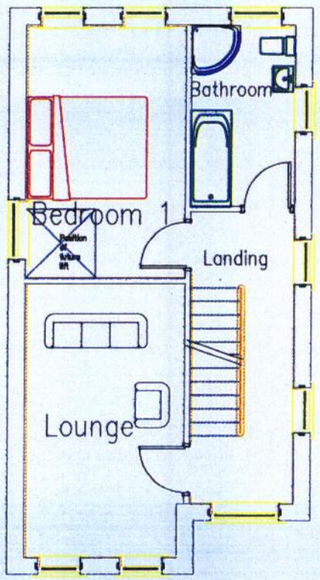

First Floor

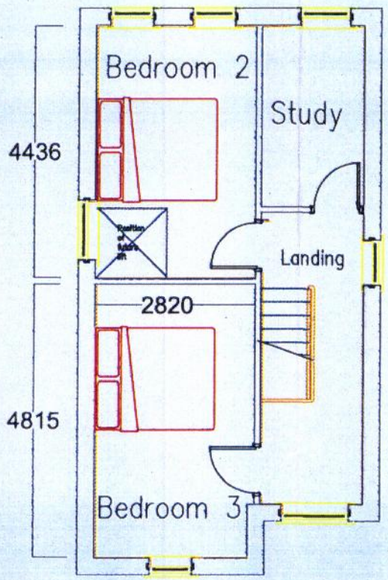

Second Floor

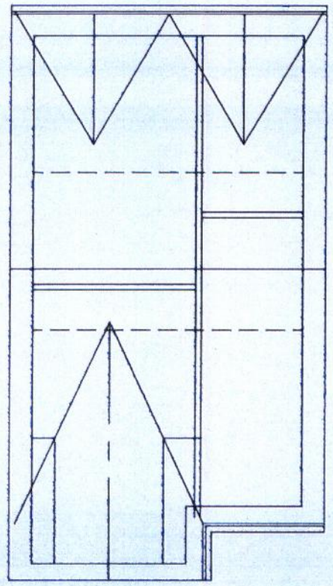

Roof

PLANNING
ACK'D
REPLIED
REC: 21 MAY 2009
M
M
M
FOR ACTION
REC'D
DATE

F.SUMMERFIELD
BScTech(Hons), CEng, FICE, MIStruct
Chartered Consulting, Civil, Structural & Municipal Engineer
Planning Supervisor & Party Wall Surveyor
(PART OF YORPLAN LTD)
216 Hanson House Rd, Stockport, SK4 4DU
Tel: 0161 432 3861
Mobile: 07800 296027
Fax: 0161 431 0786
Website: http://www.yorplan.co.uk/engineer
E-mail: fs@yorplan.co.uk

Client	Project
49–65 Slade Lane, Levenshulme, M19	New Build Development of 3No. 4 Bed, 3 Storey detached T/houses

Title		
Scheme Showing Proposed Site; Floor Plans And Elevations		
Drawn: FS	Scale: 1:100 @ A3	Date: January 2009
Job Ref.: 0809/4965	Drawing No.: 003	Revision:

COMP_FILE_REF: