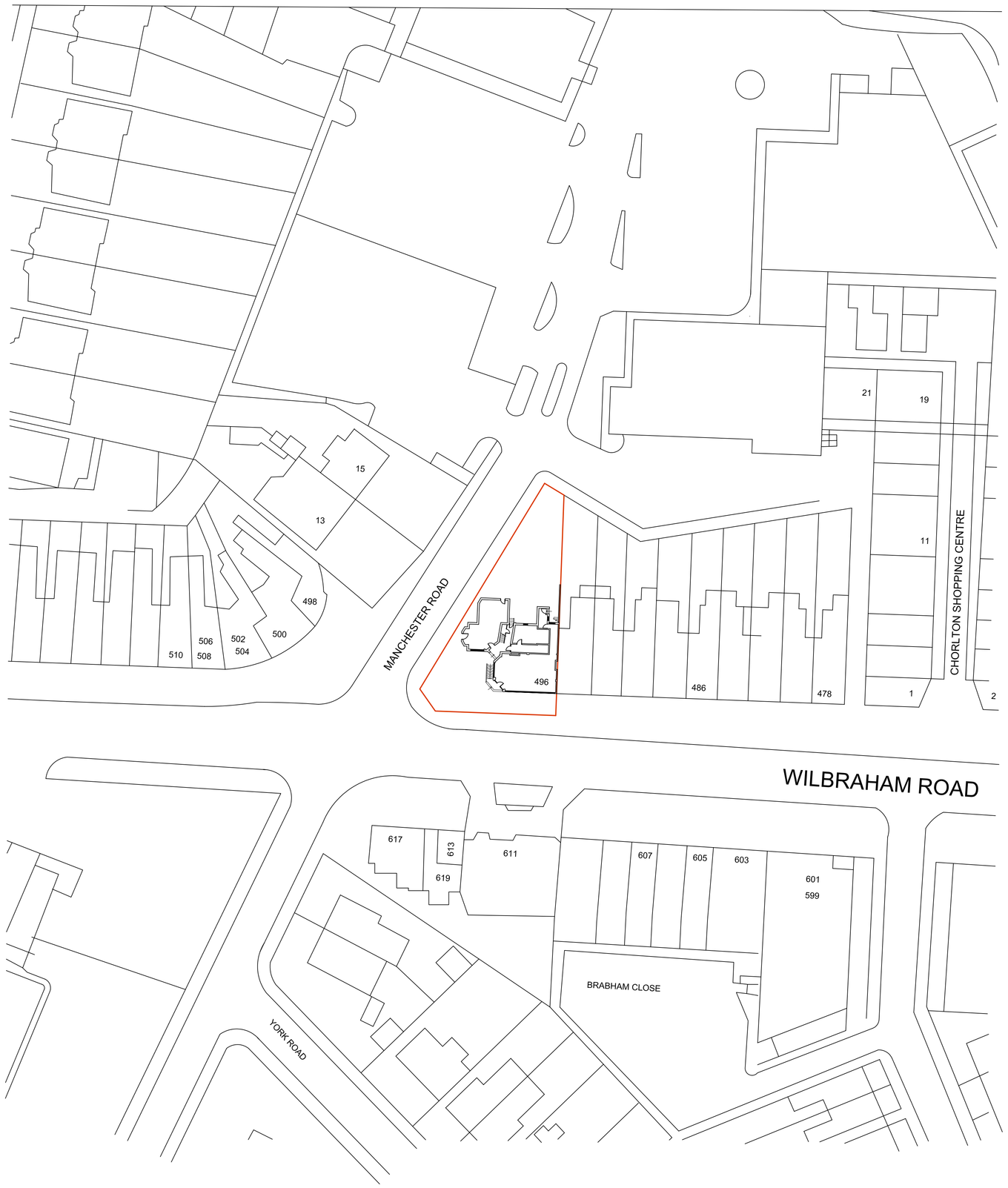

SITE PLAN 1:1250 @ A3

NOTES:

DRAWING NO: DSIA / 1

SCALE: 1:1250

PROJECT:
REAR EXITENSION

LOCTION:
496 WILBRAHAM ROAD
CHORLTON MANCHESTER
M21 9AS

CLIENT:
DYSANA LIMITED
CORRESPONDENCE

ADDRESS:
GERMNY HOUSE
136-140OLD SHOREHAM
ROAD EAST SUSSEN
BN37BD
E-mail:admin@dysanalimited.com

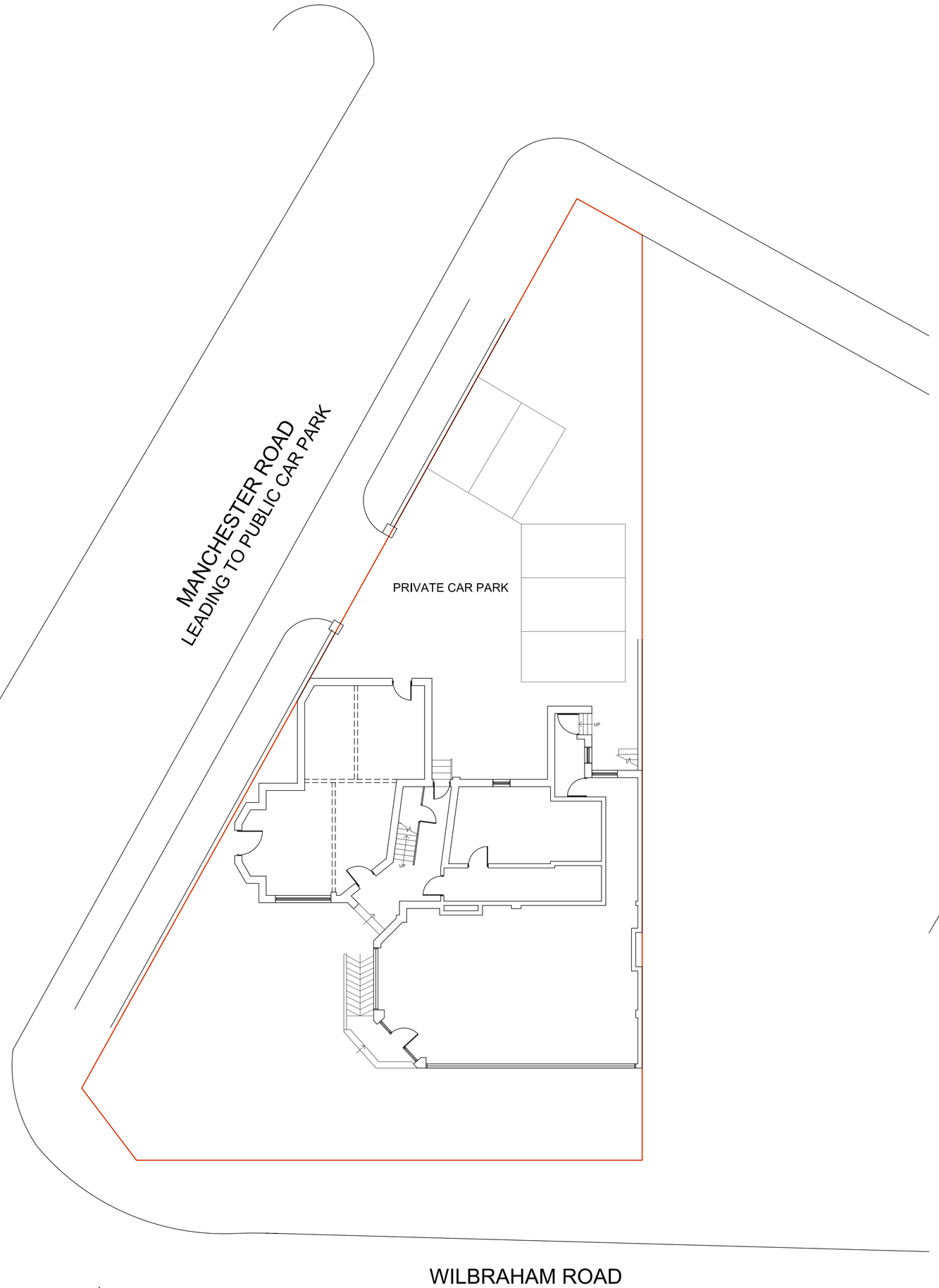

EXISTING GROUND FLOOR PLAN 1:100

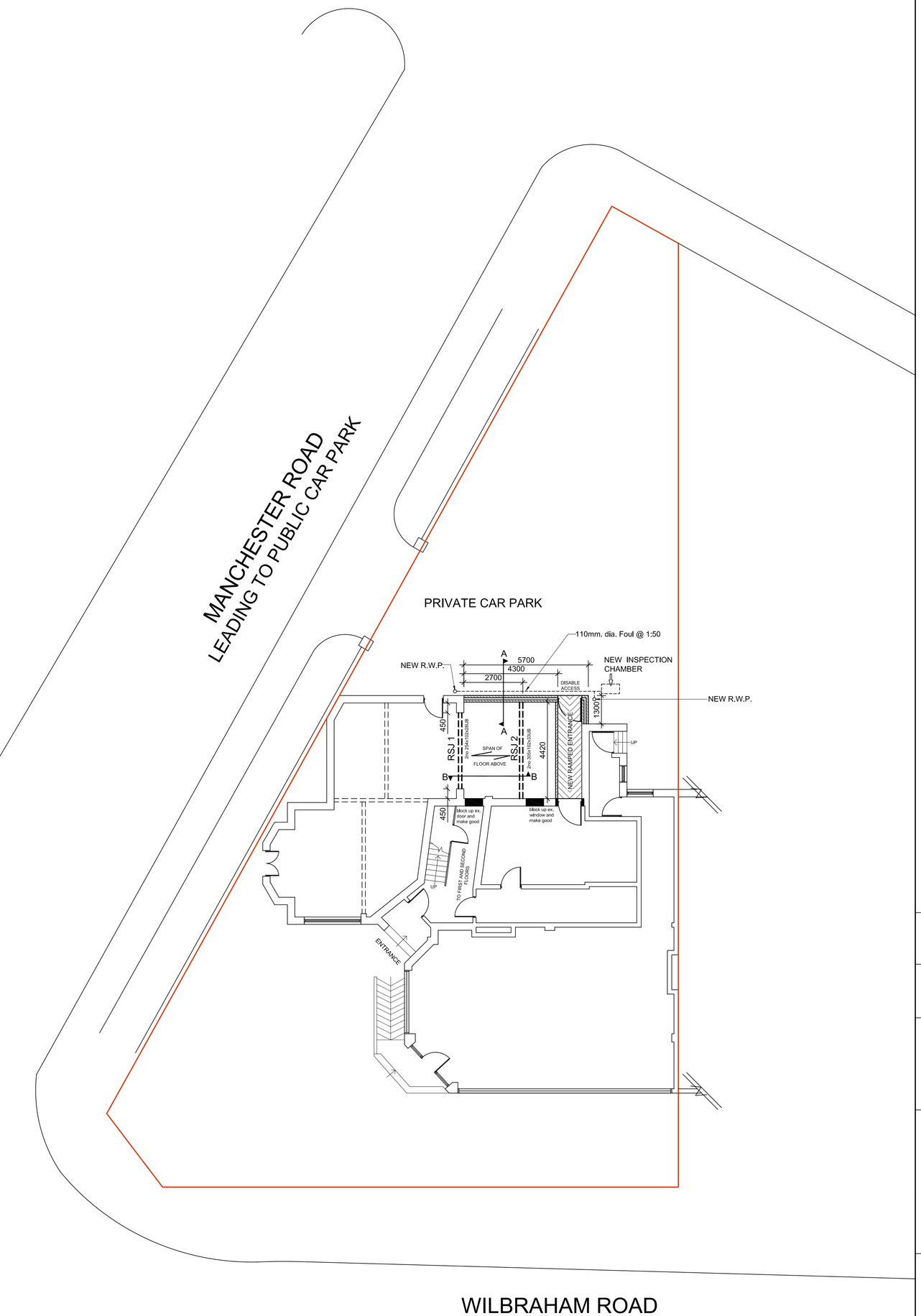

PROPOSED GROUND FLOOR PLAN 1:100

N

GENERAL NOTES.

ALL WORKS TO COMPLY WITH CURRENT BRITISH STANDARDS, CODES OF PRACTICE AND BUILDING REGULATIONS APPROVED DOCUMENTS.

ALL MEASUREMENTS ARE TO BE CHECKED AND VERIFIED ON SITE

FOUNDATION: EXCAVATION DEPTH TO BE DETERMINED ON SITE UPON GROUND CONDITION AND TO THE AGREEMENT AND SATISFACTION OF THE BUILDINGS CONTROL OFFICER
STRIP FOUNDATION : MIN.1000DEEP X 600 TO 150 BELOW GROUND LEVEL IN DENSE CONC. TO BS8500.

CAVITY WALL: CONSISTING OF 102mm 5N/mm² FACING BRICKWORK (to match existing) LAID IN 1:4 CEMENT/SAND (or equivalent group 3 mortar) FLUSH POINTING. DPC PLACED ABOVE 150mm EXTERNAL G/L. 0.5 THICK BLACK POLYTHENE HORIZONTAL DPC TO BS8515, TO WALL LAPPING WITH DAMP PROOF MEMBRANE.
100mm CLEAR CAVITY WITH STAINLESS STEEL WIRE CAVITY TIES FIXED AT 450mm VERTICAL AND HORIZONTAL CTS. TO SUIT FULL FILL50mm thk CAVITY INSULATION.(crown dritherm cavity slab). CAVITY FILLED WITH LEAN MIX CONCRETE FILL TO 225mm BELOW DPC INNER LEAF 102mm 3.5N/mm² BLOCKWORK FINISHED WITH 27mm Knaufpolyfoam LINER BOARD (17.5 + 9mm) ON 15mm ADHESIVE DABS. WEEP HOLES TO BE INSTALLED AT BASE OF CAVITY WALL & OVER ALL OPENINGS & CAVITY TRAYS, PERPEND TO BE FITTED WITH PROPRIETARY PLASTIC UNIT FIXED AT 900mmcts. 'U' value 0.35 W/m2K. WHERE NEW WALLS ABUTS THE EXISTING WALLS PROVIDE A MOVEMENT JOINT WITH VERTICAL DPC.ALL TIED INTO EXISTING CONSTRUCTION WITH SUITABLE PROPRIETARY STAINLESS STEEL PROFILE.

FLOOR SLAB: 65mm SAND/CEMENT SCREED ON 150mm thk. REINFORCED CONCRETE SLAB ON 1200G VISQUEEN VAPOUR BARRIER ON 60 thk .CELOTEX GA2060 INSULATION WITH INSULATED UPSTAND ON 1200G VISQUEEN D.P.M. ON 150mm SAND BLINDED WELL COMPACTED HARDCORE.(LEVEL TO MATCH EXISTING F/LEVEL). ALL JOINTS TO BE LAPPED 150mm & SEALED.MIN.100mm TURNED UP AT ROOM PERIMETERS. ALL OPENINGS FITTED WITH BASED CAVITY TRAY WITH STOP ENDS ABOVE.ALL JAMBS TO BE CLOSED WITH INSULATED DPC.

INTERNAL NON-LOADBEARING PARTITION WALL TO BE CONSTRUCTED OF 100MM NON-LOAD 2.8/mm² DENSE CONCRETE BLOCKS BUILT OFF A THICKENNED FLOOR SLAB AND TIED/BLOCK BONDED TO ALL INTERNAL WALLS AT MAX.225mm CTRS.WITH EITHER PLASTER OR DRY LINED FINISH.

RSJ: 2no 254X102X28 UB'S, **RSJ2:** 2no 305x102x33UB'**S**- END BEARING 150mm
TO BE ENCASED IN MIN. 2NO. LAYERS OF 12.5mm FIRELINE PLASTERBOARD WITH STAGGERED AND TEPED JOINTS WITH 5mm SKIM FINNISH TO PROVIDE 60 MINUTES FIRE PROTECTION.

CONCRETE PADSTONE: RSJ 1 :275X150X150 deep
RSJ 2 :350X100X150 deep

FIRST FLOOR JOISTS: KD C16 47X120mm MIN 100mm END BEARING METAL BRIDGING AT EACH 450mm 100MM ROCKWOOL MINERAL FIBRE QUILT INSULATION MIN 10KG/M³ OR EQUIVALENT BETWEEN FLOOR JOISTS. CEILING TO BE 12.5mm PLASTERBOARD WITH SKIM PLASTER SET AND FINISH. FLOORING TO BE 25MM T&G FLOORING GRADE PLYWOOD

INSPECTION CHAMBER: PROPRIETARY UPVC 450mm DIA. INSPECTION CHAMBER TO HAVE BOLT DOWN DOUBLE SEALED COVER AND BE ADEQUATE FOR VIHICLE LOADS.

VENTILATION: ROOF SPACE TO BE VENTILATED FROM EAVES TO RIDGE OR HIP VIA A GLIDEVALE OVER FASCIA VENT OR SIMILAR GIVING EQUIVALENT AIR FLOW TO 10mm. CONTINUOUS GAP.INTERNAL VENTILATION: INTERNAL ROOMS TO HAVE MECHANICAL VENTILATION AND WC'S VENTILATION EQUIVALENT TO 15 LITRES/ SEC .

DRAWING NO: DSIA / 2

SCALE: 1:100

PROJECT:
REAR EXTENSION

LOCATION:
496 WILBRAHAM ROAD
CHORLTON MANCHESTER M21 9AS

CLIENT:
DYSANA LIMITED

CORRESPONDENCE ADDRESS:

GEMINI HOUSE
136-140 OLD SHOREHAM ROAD
EAST SUSSEX
BN37BD
E-mail:admin@dysanalimited.com



EXISTING REAR ELEVATION 1:50



PROPOSED REAR ELEVATION 1:50

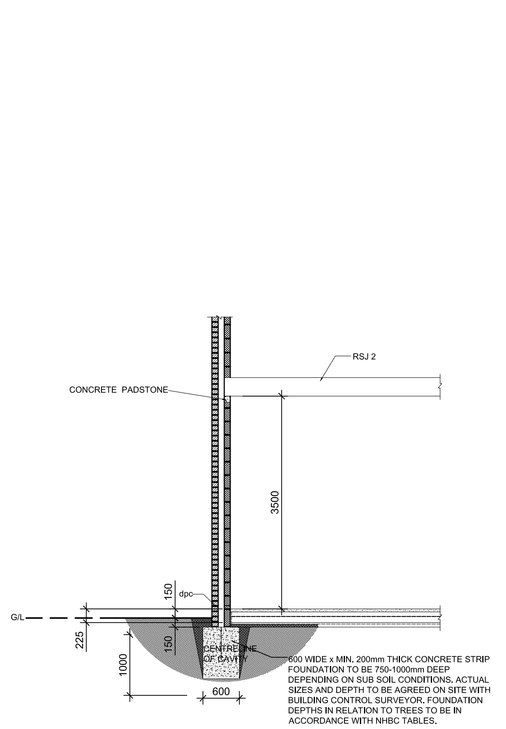

SECTION A-A 1:50

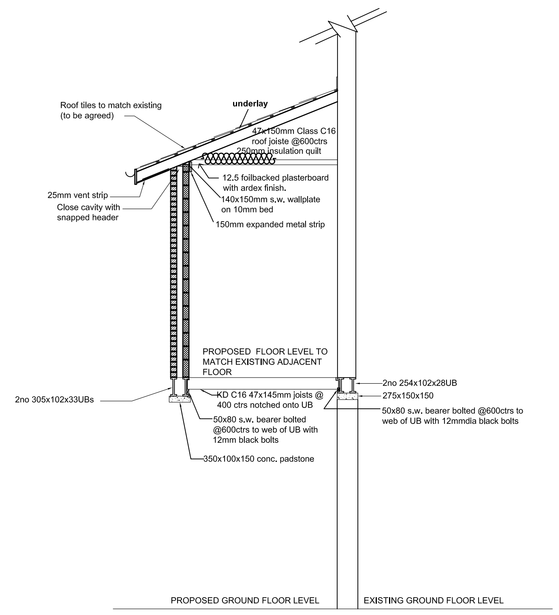

SECTION B-B 1:50

GENERAL NOTES.

ALL WORKS TO COMPLY WITH CURRENT BRITISH STANDARDS, CODES OF PRACTICE AND BUILDING REGULATIONS APPROVED DOCUMENTS.

ALL MEASUREMENTS ARE TO BE CHECKED AND VERIFIED ON SITE

FOUNDATION: EXCAVATION DEPTH TO BE DETERMINED ON SITE UPON GROUND CONDITION AND TO THE AGREEMENT AND SATISFACTION OF THE BUILDINGS CONTROL OFFICER
STRIP FOUNDATION : MIN.1000DEEP X 600 TO 150 BELOW GROUND LEVEL IN DENSE CONC. TO BS8500.

CAVITY WALL: CONSISTING OF 102mm 5N/mm² FACING BRICKWORK (to match existing) LAID IN 1:4 CEMENT/SAND (or equivalent group 3 mortar) FLUSH POINTING. DPC PLACED ABOVE 150mm EXTERNAL G/L. 0.5 THICK BLACK POLYTHENE HORIZONTAL DPC TO BS8515, TO WALL LAPPING WITH DAMP PROOF MEMBRANE.
100mm CLEAR CAVITY WITH STAINLESS STEEL WIRE CAVITY TIES FIXED AT 450mm VERTICAL AND HORIZONTAL CTS. TO SUIT FULL FILL50mm thk CAVITY INSULATION.(crown dritherm cavity slab). CAVITY FILLED WITH LEAN MIX CONCRETE FILL TO 225mm BELOW DPC INNER LEAF 102mm 3.5N/mm² BLOCKWORK FINISHED WITH 27mm Knaufpolyfoam LINER BOARD (17.5 + 9mm) ON 15mm ADHESIVE DABS. WEEP HOLES TO BE INSTALLED AT BASE OF CAVITY WALL & OVER ALL OPENINGS & CAVITY TRAYS, PERPEND TO BE FITTED WITH PROPRIETARY PLASTIC UNIT FIXED AT 900mmcts. 'U' value 0.35 W/m2K. WHERE NEW WALLS ABUTS THE EXISTING WALLS PROVIDE A MOVEMENT JOINT WITH VERTICAL DPC.ALL TIED INTO EXISTING CONSTRUCTION WITH SUITABLE PROPRIETARY STAINLESS STEEL PROFILE.

FLOOR SLAB: 65mm SAND/CEMENT SCREED ON 150mm thk. REINFORCED CONCRETE SLAB ON 1200G VISQUEEN VAPOUR BARRIER ON 60 thk .CELOTEX GA2060 INSULATION WITH INSULATED UPSTAND ON 1200G VISQUEEN D.P.M. ON 150mm SAND BLINDED WELL COMPACTED HARDCORE.(LEVEL TO MATCH EXISTING F/LEVEL). ALL JOINTS TO BE LAPPED 150mm & SEALED.MIN.100mm TURNED UP AT ROOM PERIMETERS. ALL OPENINGS FITTED WITH BASED CAVITY TRAY WITH STOP ENDS ABOVE.ALL JAMBS TO BE CLOSED WITH INSULATED DPC.

INTERNAL NON-LOADBEARING PARTITION WALL TO BE CONSTRUCTED OF 100MM NON-LOAD 2.8/mm² DENSE CONCRETE BLOCKS BUILT OFF A THICKENNED FLOOR SLAB AND TIED/BLOCK BONDED TO ALL INTERNAL WALLS AT MAX.225mm CTRS.WITH EITHER PLASTER OR DRY LINED FINISH.

RSJ1: 2no 254X102X28 UB'S, **RSJ2**: 2no 305x102x33UB'S- END BEARING 150mm
TO BE ENCASED IN MIN. 2NO. LAYERS OF 12.5mm FIRELINE PLASTERBOARD WITH STAGGERED AND TEPED JOINTS WITH 5mm SKIM FINNISH TO PROVIDE 60 MINUTES FIRE PROTECTION.

CONCRETE PADSTONE: RSJ1 :275X150X150 deep
RSJ 2 :350X100X150 deep

FIRST FLOOR JOISTS: KD C16 47X120mm MIN 100mm END BEARING METAL BRIDGING AT EACH 450mm 100MM ROCKWOOL MINERAL FIBRE QUILT INSULATION MIN 10KG/M³ OR EQUIVALENT BETWEEN FLOOR JOISTS. CEILING TO BE 12.5mm PLASTERBOARD WITH SKIM PLASTER SET AND FINISH. FLOORING TO BE 25MM T&G FLOORING GRADE PLYWOOD

INSPECTION CHAMBER: PROPRIETARY UPVC 450mm DIA. INSPECTION CHAMBER TO HAVE BOLT DOWN DOUBLE SEALED COVER AND BE ADEQUATE FOR VIHICLE LOADS.

VENTILATION: ROOF SPACE TO BE VENTILATED FROM EAVES TO RIDGE OR HIP VIA A GLIDEVALE OVER FASCIA VENT OR SIMILAR GIVING EQUIVALENT AIR FLOW TO 10mm. CONTINUOUS GAP.INTERNAL VENTILATION: INTERNAL ROOMS TO HAVE MECHANICAL VENTILATION AND WC'S VENTILATION EQUIVALENT TO 15 LITRES/ SEC .

DRAWING NO: DSIA / 3

SCALE: 1:50

PROJECT:
REAR EXTENSION

LOCATION:
496 WILBRAHAM ROAD
CHORLTON MANCHESTER M21 9AS

CLIENT:
DYSANA LIMITED

CORRESPONDENCE ADDRESS:

GEMINI HOUSE
136-140 OLD SHOREHAM ROAD
EAST SUSSEX
BN37BD
E-mail:admin@dysanalimited.com