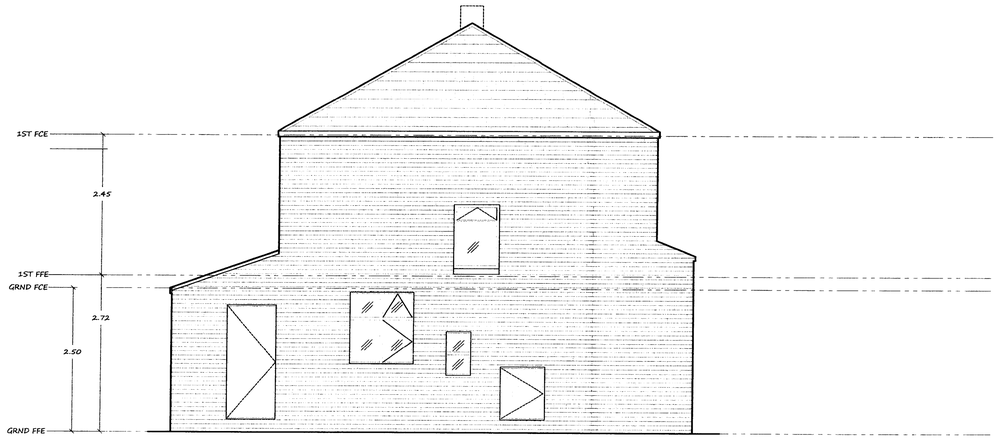

DATUM

4 EXISTING LEFT ELEVATION
Scale: 1:50

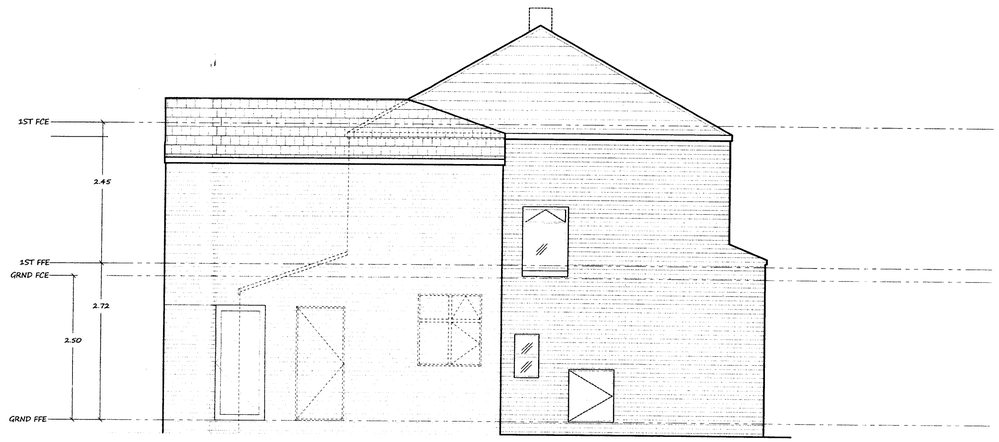

DATUM

3 PROPOSED LEFT ELEVATION
Scale: 1:50

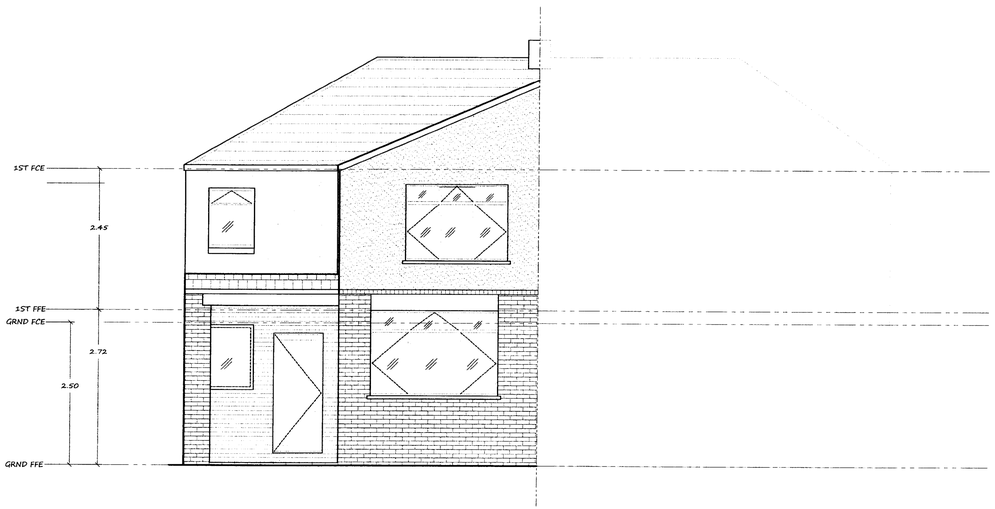

DATUM

2 EXISTING FRONT ELEVATION
Scale: 1:50

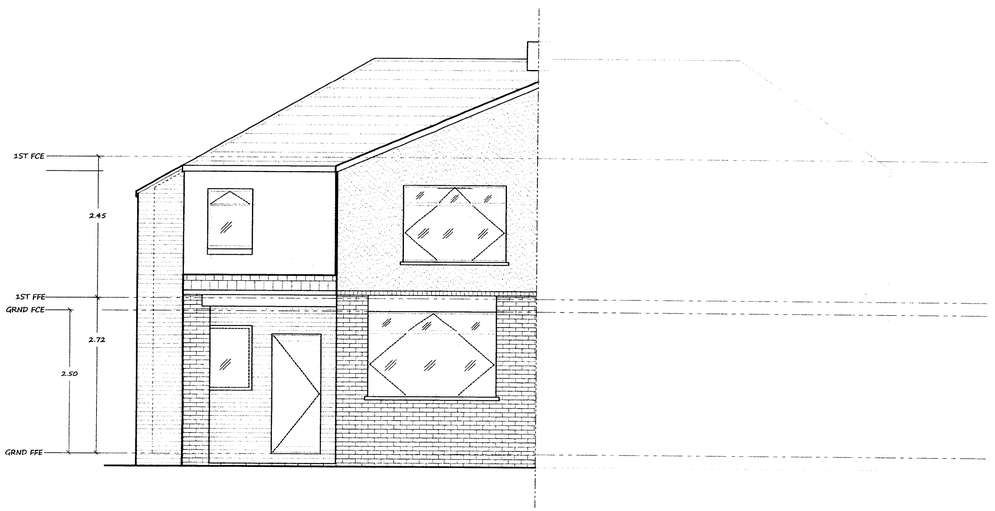

DATUM

1 PROPOSED FRONT ELEVATION
Scale: 1:50

This drawing and design is the property of GPF Designs and should not be produced without written permission. Contractors are to check all levels and dimensions on site prior to site works commencement.

Notes to all contractors.

Under NO circumstances must dimensions be scaled from this drawing. All contractors must be responsible for taking and checking all dimensions upon visiting site. All contractors must advise of any discrepancies immediately in writing. All design work and information provided on this drawing must under NO circumstances be reproduced in any form without prior writen approval. This drawing is to be read in conjunction if produced the bill of quantities/specification and any related drawing. The contractor is responsible for ensuring all items are included when tendering even if not covered by the specification. All such items must be advised of in writing. Any structural alterations must be carried out in accordance with any strutural drawings issued. All structural work to be inspected at each relevant stage by the Structural Engineer and the Building Inspector, any changes must have thier express writen approval. Any costs incurred due to either claims for damages, loss of trade etc by failing to do so will be the sole liability of the contractor. All works must be carried out in strict accordance with all Local Authority, British & European Standards. If in doubt, it is the responsibility of the contractor to contact all relevant parties.
All dimensions are approximate sizes and all contractors should verify sizes on site prior to commencing any works.

Location - Scale 1:1250

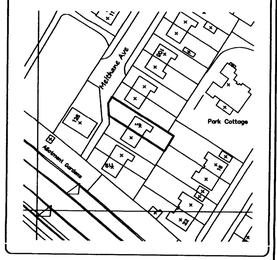

Sheet Index

A100	LOCATION & ROOF PLANS
A101	FLOOR PLANS
A201	FRONT & LHS ELEVATIONS
A202	REAR & RHS ELEVATIONS

Floor	Existing	Proposed	Change
Ground	39	47	8
First	36	58	22
	0	0	0
Total	75	105	30

Rev.	Date	Description
	2/6/08	1ST DRAFT

Client

Mr & Mrs Schuller
113 Melthane Ave
Didsbury

Project

Extension of house
to side and rear elevations

Drawing Title

Front & Left Elevations
Existing & proposed

GPF Designs
5 Mesnil Road
Cale Green
Stockport
SK3 8ED
designs@gpfdesigns.com

WWW.GPFDESIGNS.COM

Drawn By PFK
Checked by GF
Survey Date MAY 08
Scale 1:50
Drawing No A201
Revision A

PLANN
ACK'D
RECEIVED
16 JUN 2