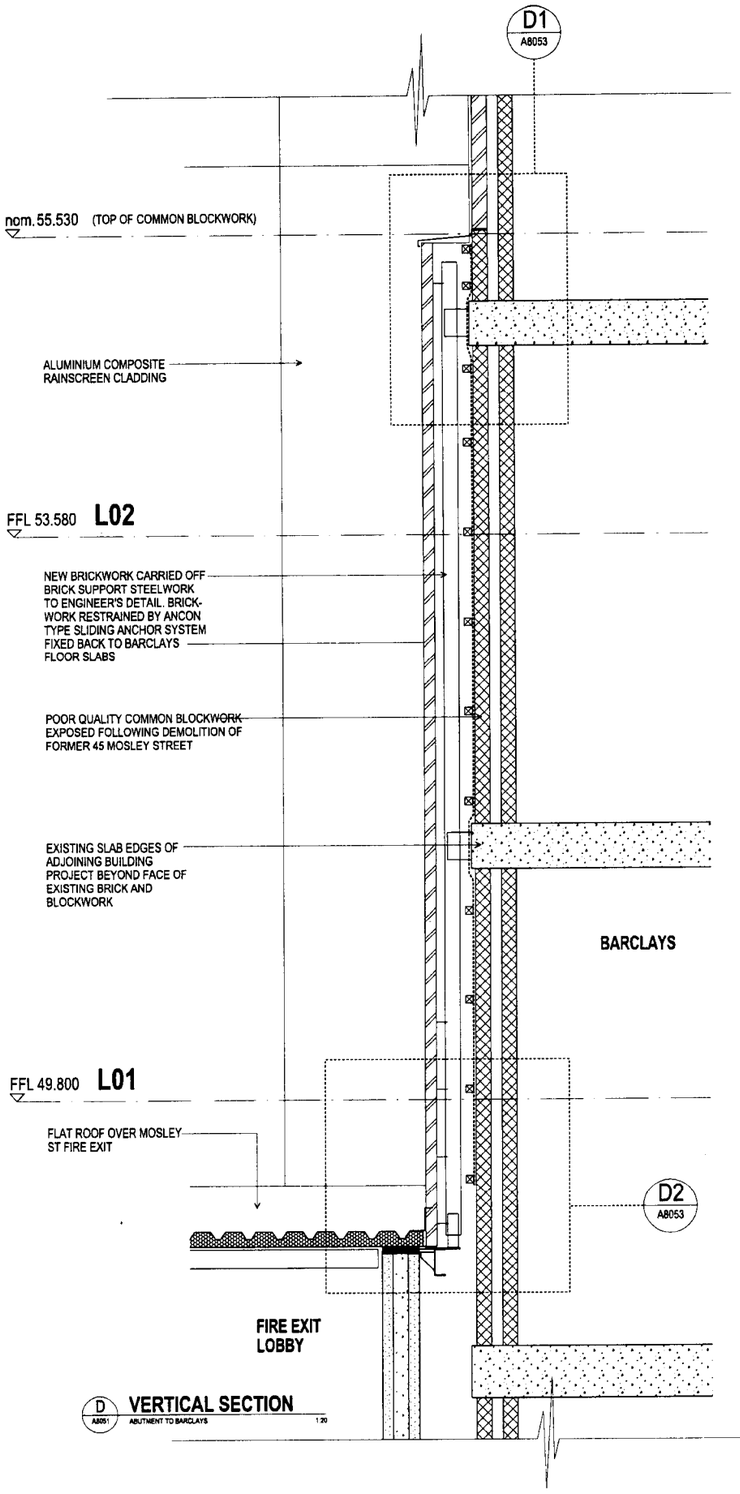


D VERTICAL SECTION
A8051 ABUTMENT TO BARCLAYS 1:20

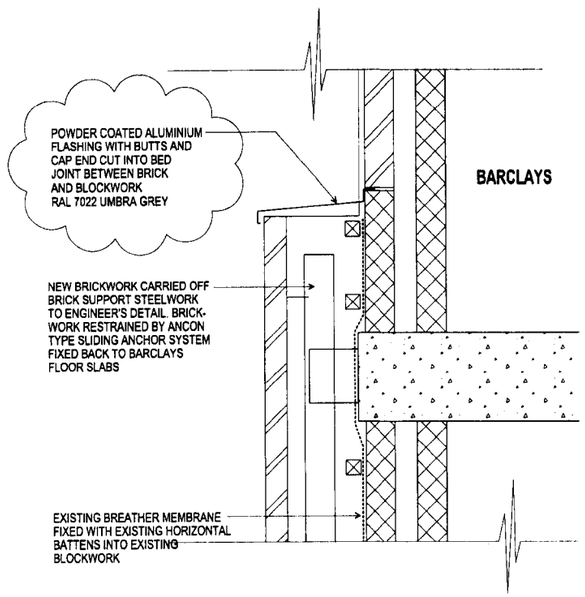


D1 VERTICAL SECTION
A8053 ABUTMENT TO BARCLAYS 1:10

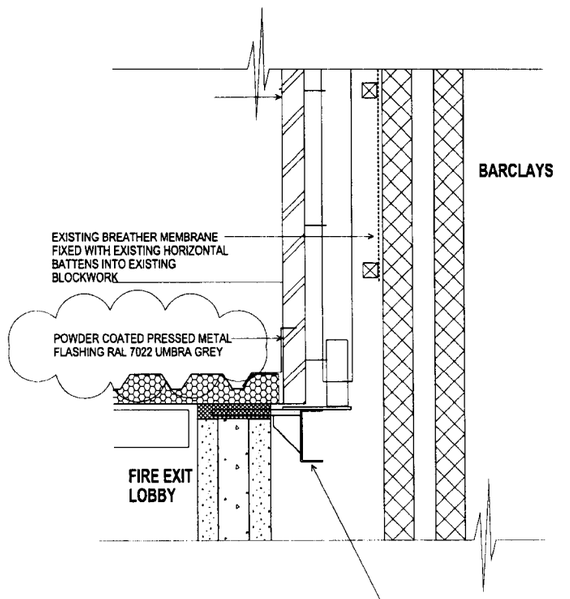


D2 VERTICAL SECTION
A8053 ABUTMENT TO BARCLAYS 1:10

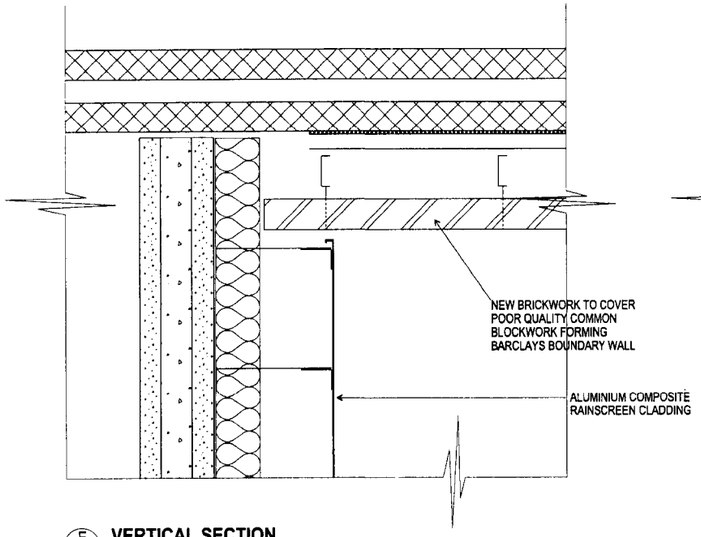


E VERTICAL SECTION
A8051 ABUTMENT TO BARCLAYS 1:10

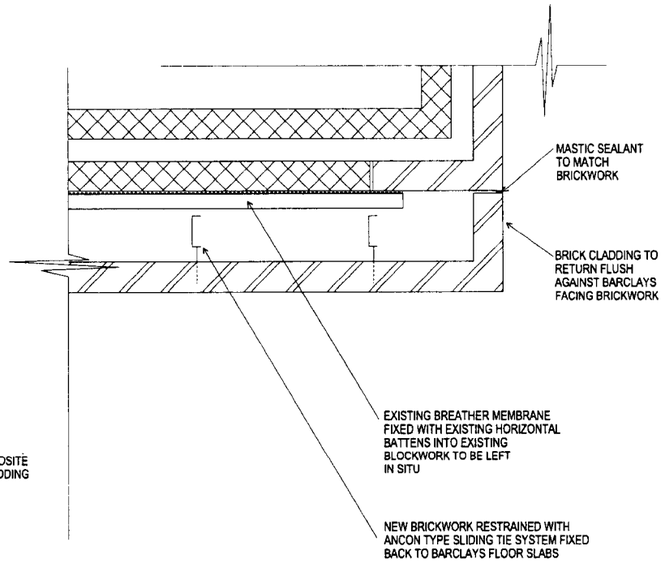


F VERTICAL SECTION
A8051 ABUTMENT TO BARCLAYS 1:10

General Notes
Do not scale from drawing. Use marked dimensions.
To be read in conjunction with all other Consultant's drawings.
The Architect to be immediately notified of any discrepancies.
Copyright on this drawing retained by the Architect.

XD
PLIED
1 8 AUG 2009
STION

| No | Date | Dwn | Chk | App | Revision or reason for issue |
|---|---|---|---|---|---|
| X0 | 02/12/2008 | TG | JR | SQ | DRAWING ISSUED TO PARTY WALL SURVEYORS / ENGINEERS / CONTRACTOR FOR COMMENT |
| X1 | 26/05/2009 | TG | JR | SQ | PROPOSED RENDERED RAINSCREEN SYSTEM AMENDED TO SOLID BRICK CLADDING AS REQUESTED BY BRUNTWOOD |
| X2 | 11/06/2009 | TG | JR | SQ | FLASHING COLOURS ADDED |

Scale / North Point
1:10 @ A1 0 0.1 0.2 0.3 0.5M
1:20 @ A1 0 0.2 0.4 0.8 1.0M

D E N T O N
C O R K E R
M A R S H A L L

Architect
Denton Corker Marshall Limited
Level 10 Lowry House
Spring Gardens
Manchester
M2 3AW
Telephone 0161 834 3611

Project Title
1 NEW YORK STREET
MANCHESTER

Client
Brunswood Estates Limited
City Tower
Piccadilly Plaza
Manchester
M1 4BD
Telephone 0161 237 3663

Drawing Title
RENDERED RAINSCREEN DETAILS OVER EXPOSED BLOCKWORK TO BARCLAYS ELEVATION

Project Number
6339

Drawing Number
A8053

Drawing Status
CONSTRUCTION

Revision
X2