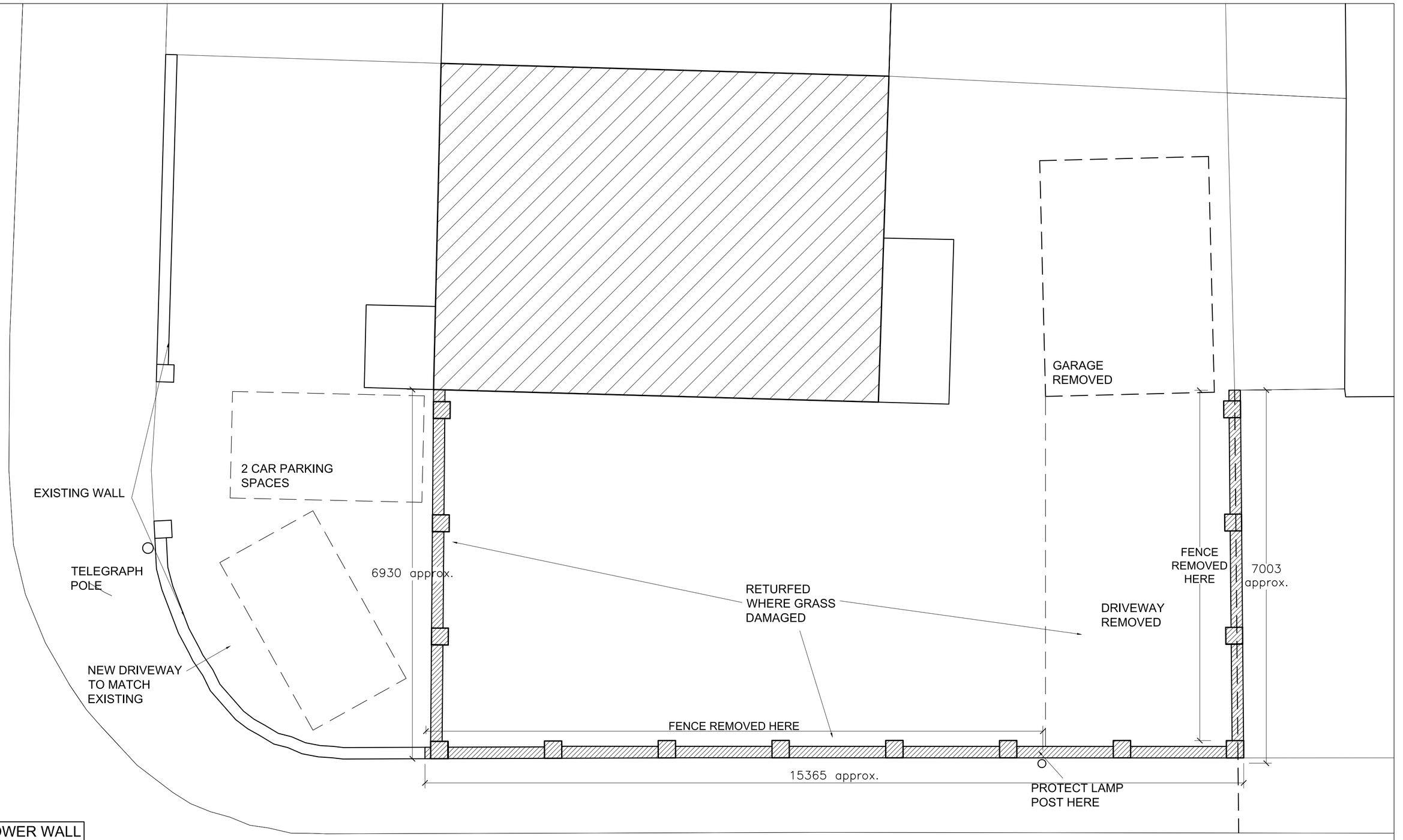

LAYOUT PLAN 1:50

0m 1m

NOTE TO BUILDER: LOWER WALL HEIGHT AND PIER SPACING MAY ALTER DUE TO CLIENTS FENCE PREFERENCE

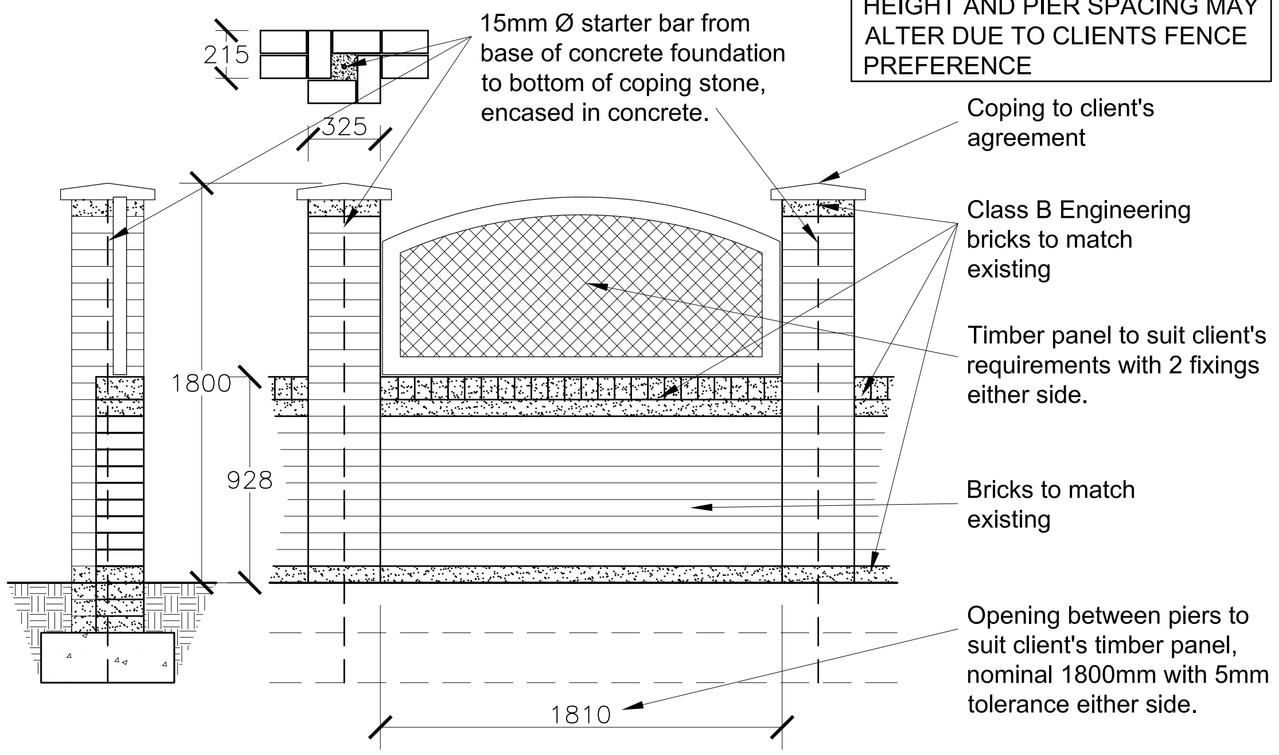

WALL PLAN, SECTION & ELEVATION 1:20

0m 1m

NOTE: ALL DIMENSIONS AND SETTING OUT TO BE CHECKED AND CONFIRMED PRIOR TO WORK COMMENCING

REVISION	DATE	DESCRIPTION	BY

BLOCK PLAN 1:500

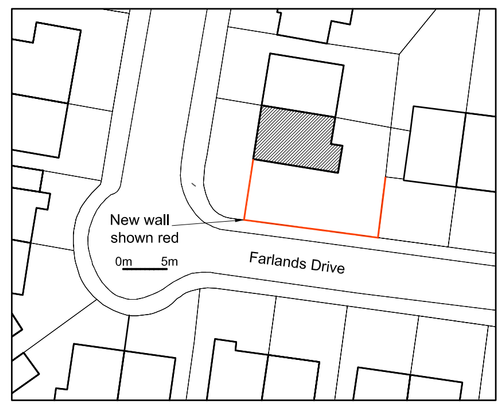

LOCATION PLAN 1:1250



MF *Designs*
Mark Hancock BA Dip MA ARB
07531 106773
www.mf-designs.co.uk

STATUS: PLANNING

PROJECT:
MRS JUSTINE GAMBAN
7 FARLANDS DRIVE,
DIDSBURY, M20 5QL

DRAWING:
PROPOSED LAYOUT PLAN, ELEVATION , SECTION, BLOCK AND LOCATION PLANS

SCALE: VAR SHEET SIZE: A1 DRAWN BY: . CHECKED BY: . DATE: MAR 12

PROJECT NO. DRAWING NO. REVISION
120528 GAMB 001 /

This drawing must not be reproduced in whole or part without written consent from MF Designs. Do not scale this drawing. All dimensions in millimetres. Written dimensions to be checked on site. All Rights Reserved by MF Designs.