notes

This drawing is subject to a detailed building and site survey, therefore no guarantee of its accuracy can be given.
This drawing has been draughted in accordance with the clients design requirements.
All areas are approximate and are subject to a detailed building and site survey and further design development.
All dimensions should be checked prior to commencement of construction on site. Measurements should not be taken off the drawing.

All dimensions shown are in millimetres (mm).

Text Key

1. Existing facing brickwork
2. Existing plain terracotta tiles
3. Existing white uPVC window & door
4. Existing terracotta pantiles
5. Existing concrete panels
6. Existing white garage door
7. Existing timber framed window/door

8. Prop facing brickwork to match existing
9. Prop terracotta tiles to match existing
10. Prop white PVCu window/door to match existing
11. Proposed velux style roof light

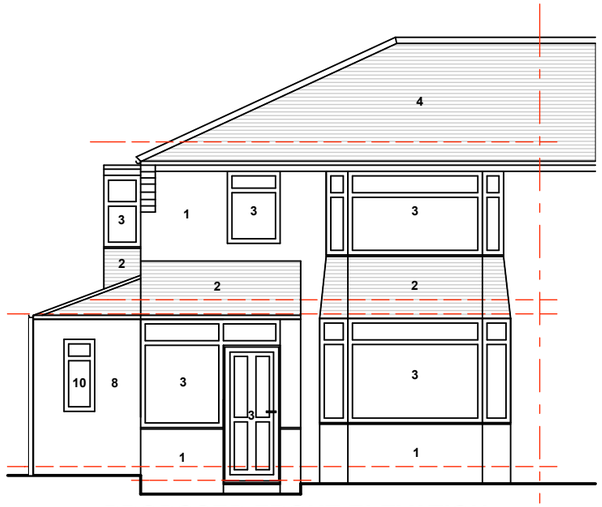

PROPOSED FRONT ELEVATION

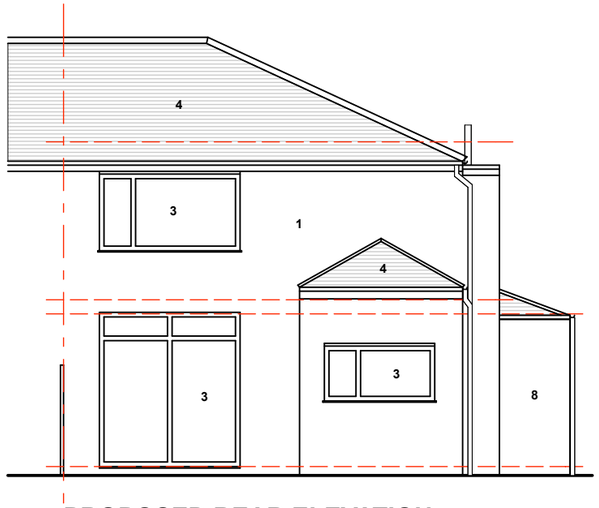

PROPOSED REAR ELEVATION

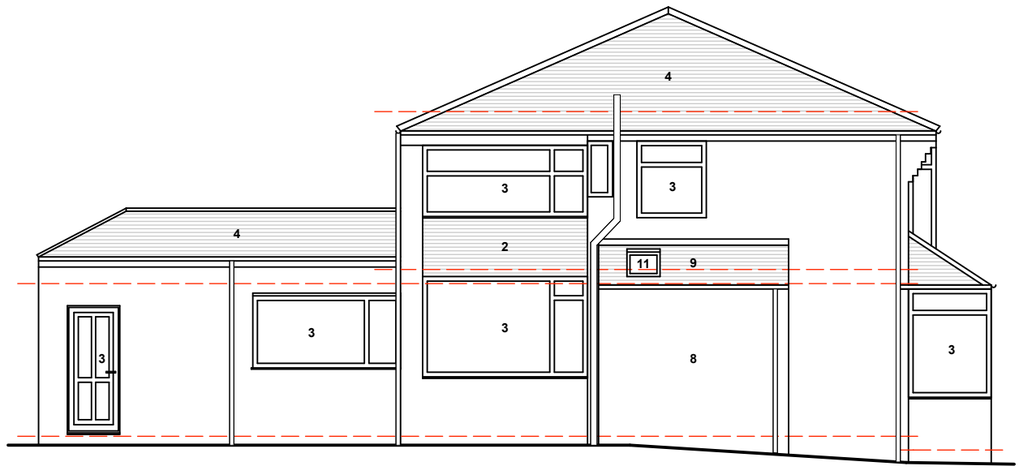

PROPOSED SIDE ELEVATION 1

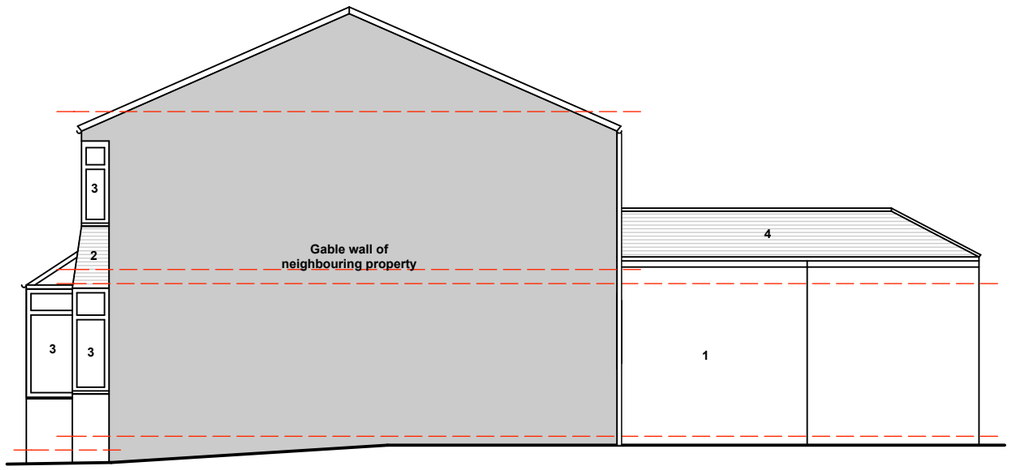

PROPOSED SIDE ELEVATION 2

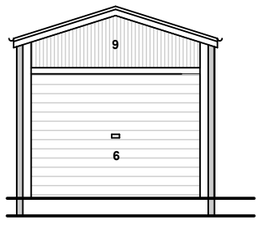

PROPOSED FRONT ELEVATION (GARAGE)

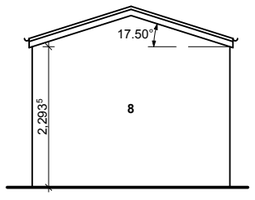

PROPOSED REAR ELEVATION (GARAGE)

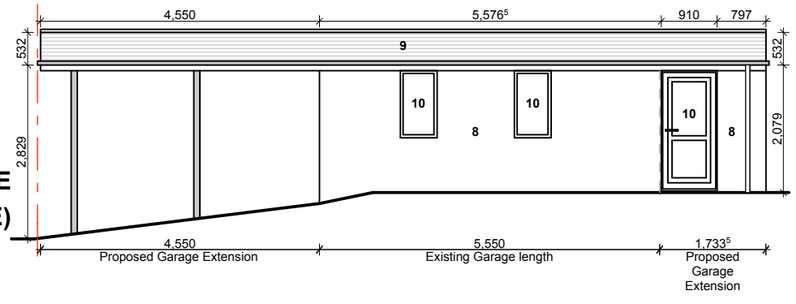

PROPOSED SIDE ELEVATION 1 (GARAGE)

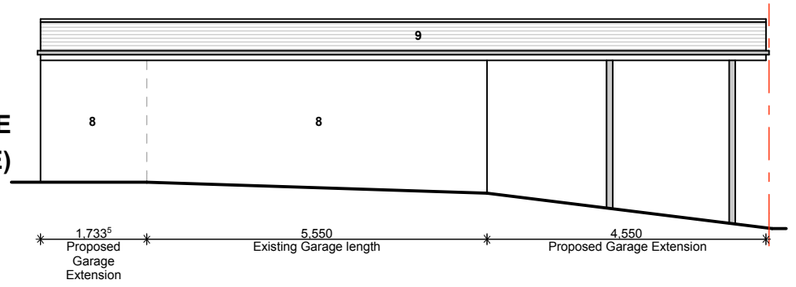

PROPOSED SIDE ELEVATION 2 (GARAGE)

PL0 Planning Issue 24.12.11

revisions

NADA ARCHITECTS

55 Linksway
Gatley, Cheadle
Stockport
SK8 4LA

Mob: 07974 735527
E: ahmed@nadaarchitects.com
W: www.nadaarchitects.com

D - design PL - planning PT - pre-tender
T - tender P - preliminary
C - construction R - record

PLANNING

MR RIAZ AKHTAR

DOMESTIC EXTENSIONS
53 BROADHILL ROAD,
MANCHESTER, M19 1AR

PROPOSED GA ELEVATIONS

scale	date	drawn	checked
1:100 @ A3	24.12.11		

job no	(category) dwg no	revision
11-051	(08)001	PL0

Drawing measurements shall not be obtained by scaling. Verify all dims prior to construction. Immediately report any discrepancies on this drawing to Draughtsman. This drawing shall be read in conjunction with associated specifications and related consultant's documents.