All dimensions are to be checked on site, any discrepancies are to be reported to the Architect before work commences. Do not scale from this drawing.

This drawing is to be read in conjunction with all relevant consultants and specialists drawings / documents, any discrepancies are to be reported to the Architect before the affected work commences.

All structural components shown are indicative only. Details / calculations of structural members are to be provided by the Structural Engineer.

This drawing is copyright.

A	Submission of planning application	17/05/2009

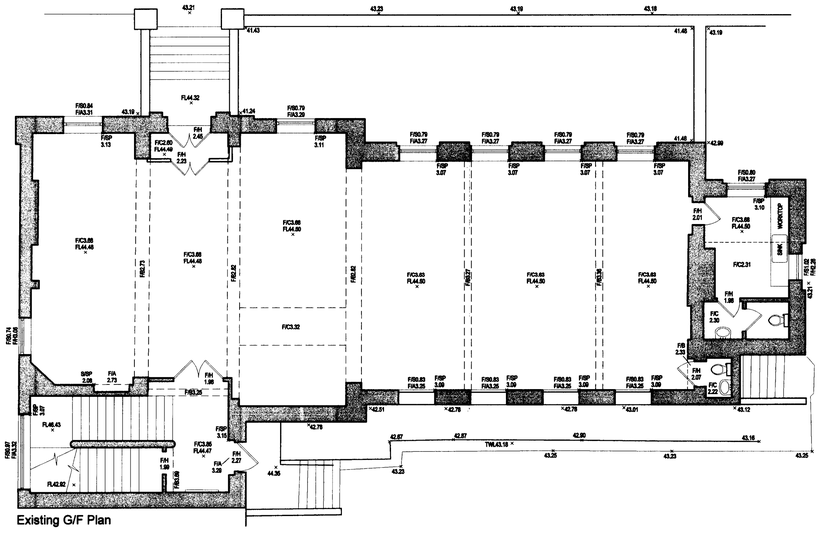

Existing G/F Plan

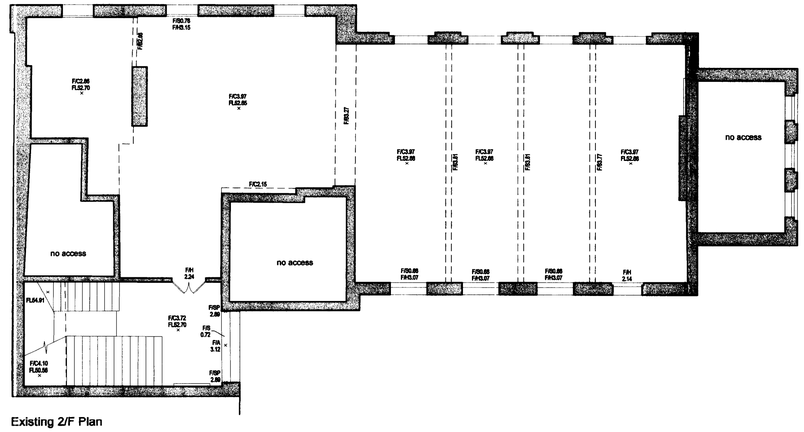

Existing 2/F Plan

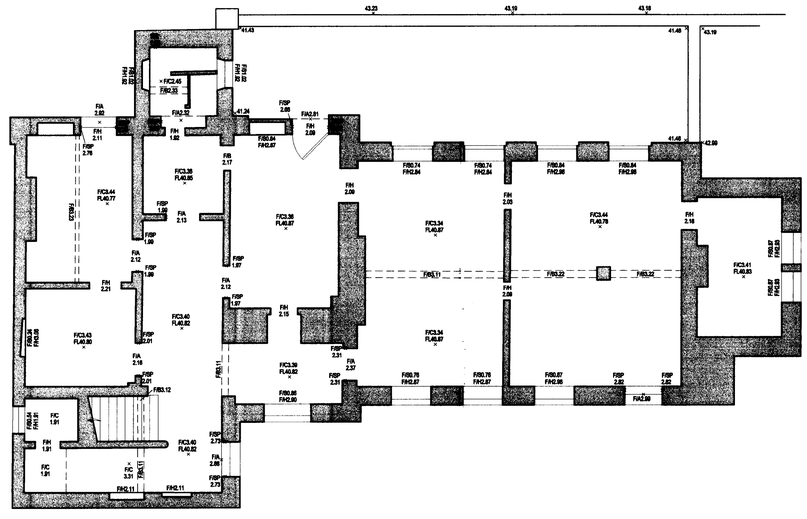
43.23
43.19
43.18
41.43
41.46
43.19
FIC2.45
FIN 2.02
FIN 2.11
FIC3.38 FL45.85
FIC3.44 FL45.77
FIC3.40 FL45.82
FIC3.43 FL45.80
FIC3.36 FL45.87
FIC3.39 FL45.82
FIC3.40 FL45.82
FIC3.34 FL45.87
FIC3.34 FL45.87
FIC3.44 FL45.78
FIC3.41 FL45.83
FIC 1.91
FIC 3.31
42.99
FIC3.43
FIC3.40
FIC3.39
FIC3.34
FIC3.44
FIC3.41
FIC3.38
FIC3.36
FIC3.34
FIC3.44
FIC3.41
FIC3.40
FIC3.39
FIC3.40
FIC3.34
FIC3.41
FIC3.43