Location Plan
Scale 1:1250

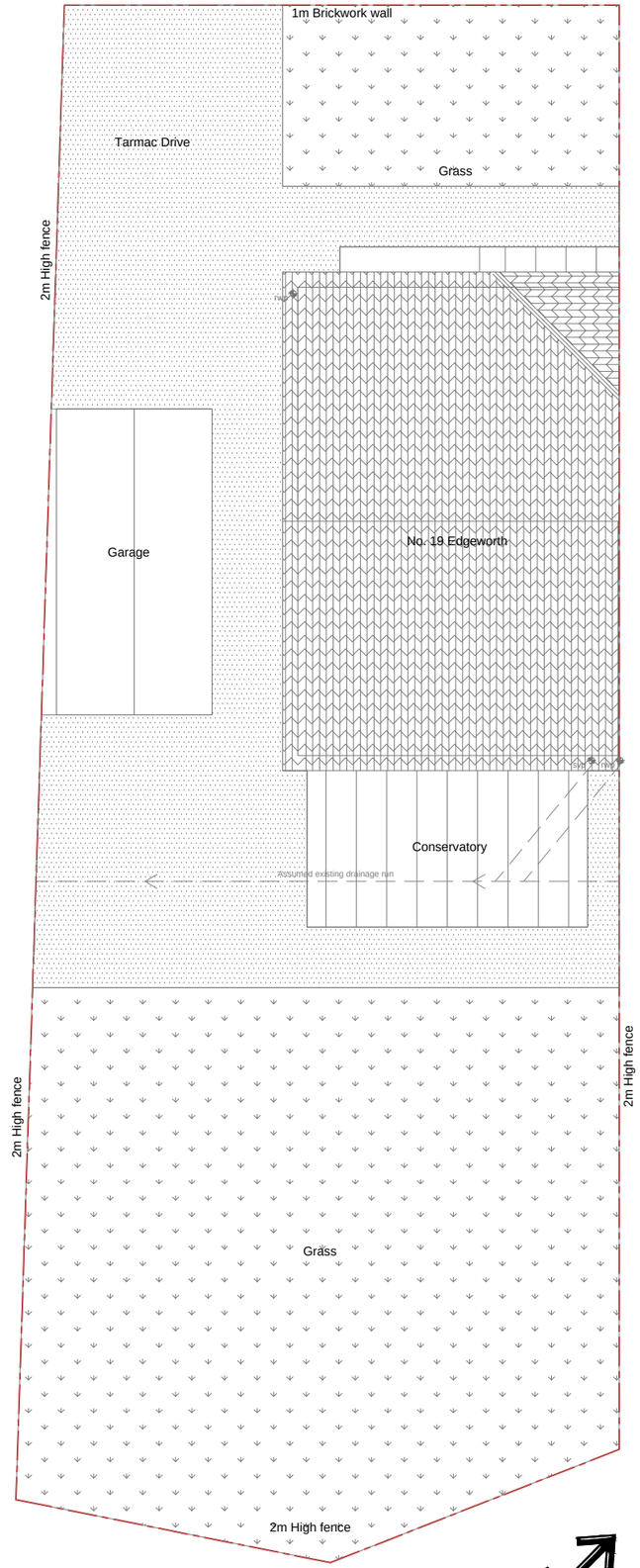

Existing Site Plan
Scale 1:100
SITE AREA = 238m2

original dr by			
rev	description	date	dr by	app by

Shaw Architectural Services Ltd
SHAW ARCHITECTURAL SERVICES
625 Manchester Road
Wardley, Manchester.
M27 9QH
Tel: 075408444488
www.shawarchitecturalservices.com

client: Lucas Carrasco	
project: 19 Edgeworth drive, Fallowfield, M14 6RN	
drawing: Location & site plan	
file reference: 2013-13 - planning	scale: 1:1250 & 1:100 @ A3
date: May 2013	status: PLANNING & B.R.
drawing number: 2013-13-01	revision:

ALL FIGURED DIMENSIONS TO TAKE PREFERENCE TO SCALE ALL DIMENSIONS TO BE CHECKED ON SITE. THIS DRAWING SHALL NOT BE REPRODUCED OR COPIED WITHOUT THE PERMISSION OF SHAW ARCHITECTURAL SERVICES LTD

rev	description	date	dr by	app by
original dr by				

GENERAL NOTES
Contractor to visit site prior to commencement of work and check all dimensions and familiarise himself with the site conditions. This drawing must then be checked and verified by the contractor prior to work commencing on site.
This drawing is for the purpose of achieving local authority approval only and should not be used as a working drawing. Client must have received written approval from both the local authority, planning and building control departments before instruction or commencement of any building works on the relevant site. Client to obtain written permission from relevant bodies for any encroachment whatsoever. All workmanship, materials and construction to comply with Building Regulations, British Standards, Codes of Practice and N.H.B.C requirements whether or not specifically stated on these drawings. All materials to be fixed, applied or mixed in accordance with manufacturers instructions or specifications. All materials shall be suitable for their purpose. The contractor shall take into account everything necessary for the proper execution of the works, to the satisfaction of the "Inspector" whether or not indicated on the drawings. Sample of external materials to be submitted to L.A for approval. All external timber to be preservative treated. All air bricks to be ducted through walls. Where additional load is to be applied over existing openings, lintels to be exposed and checked for structural stability to the satisfaction of local building control officer.



Existing Front Elevation Scale 1:100

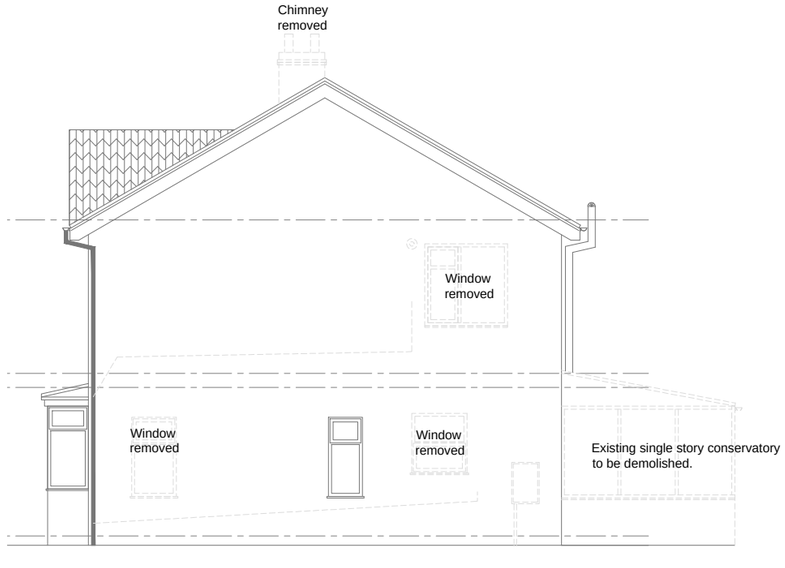

Existing Side Elevation Scale 1:100

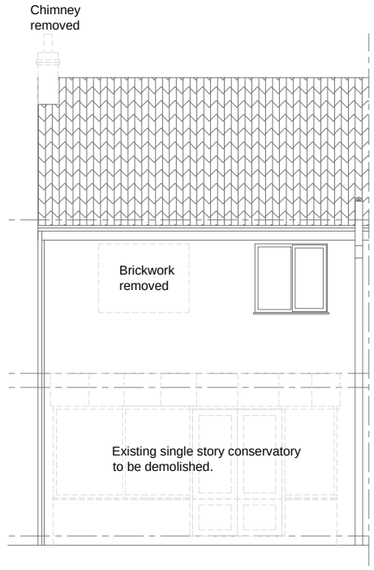

Existing Rear Elevation Scale 1:100

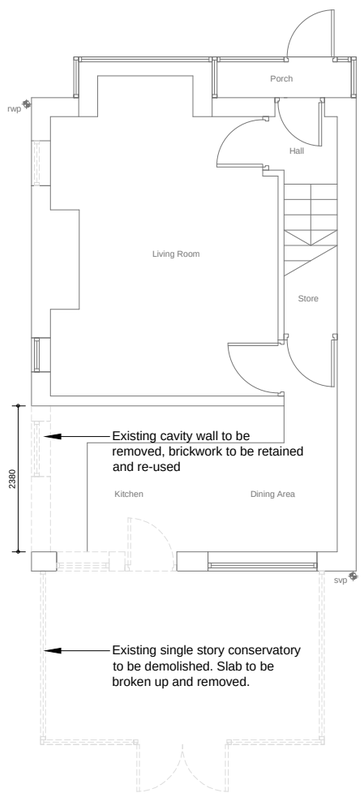

Existing Ground Floor Plan Scale 1:100

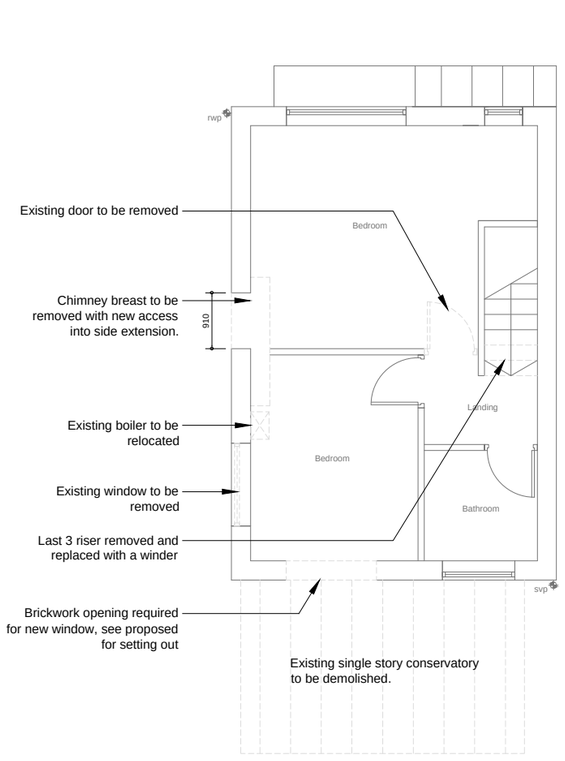

Existing First Floor Plan Scale 1:100



Existing Roof Floor Plan Scale 1:100

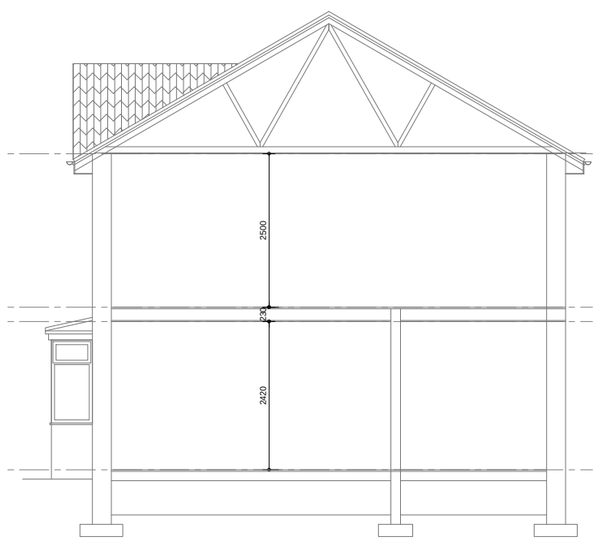

Existing Section Scale 1:100

Shaw Architectural Services Ltd
625 Manchester Road
Wardley, Manchester.
M27 9QH
Tel: 075408844488
www.shawarchitecturalservices.com

client: Lucas Carrasco	
project: 19 Edgeworth drive, Fallowfield, M14 6RN	
drawing: Existing Plans & Elevations	
file reference: 2013-13 - planning	scale: 1:100 @ A3
date: May 2013	status: PLANNING & B.R.
drawing number: 2013-13-02	revision:

ALL FIGURED DIMENSIONS TO TAKE PREFERENCE TO SCALE ALL DIMENSIONS TO BE CHECKED ON SITE. THIS DRAWING SHALL NOT BE REPRODUCED OR COPIED WITHOUT THE PERMISSION OF SHAW ARCHITECTURAL SERVICES LTD

original dr by			
rev	description	date	dr by	app by

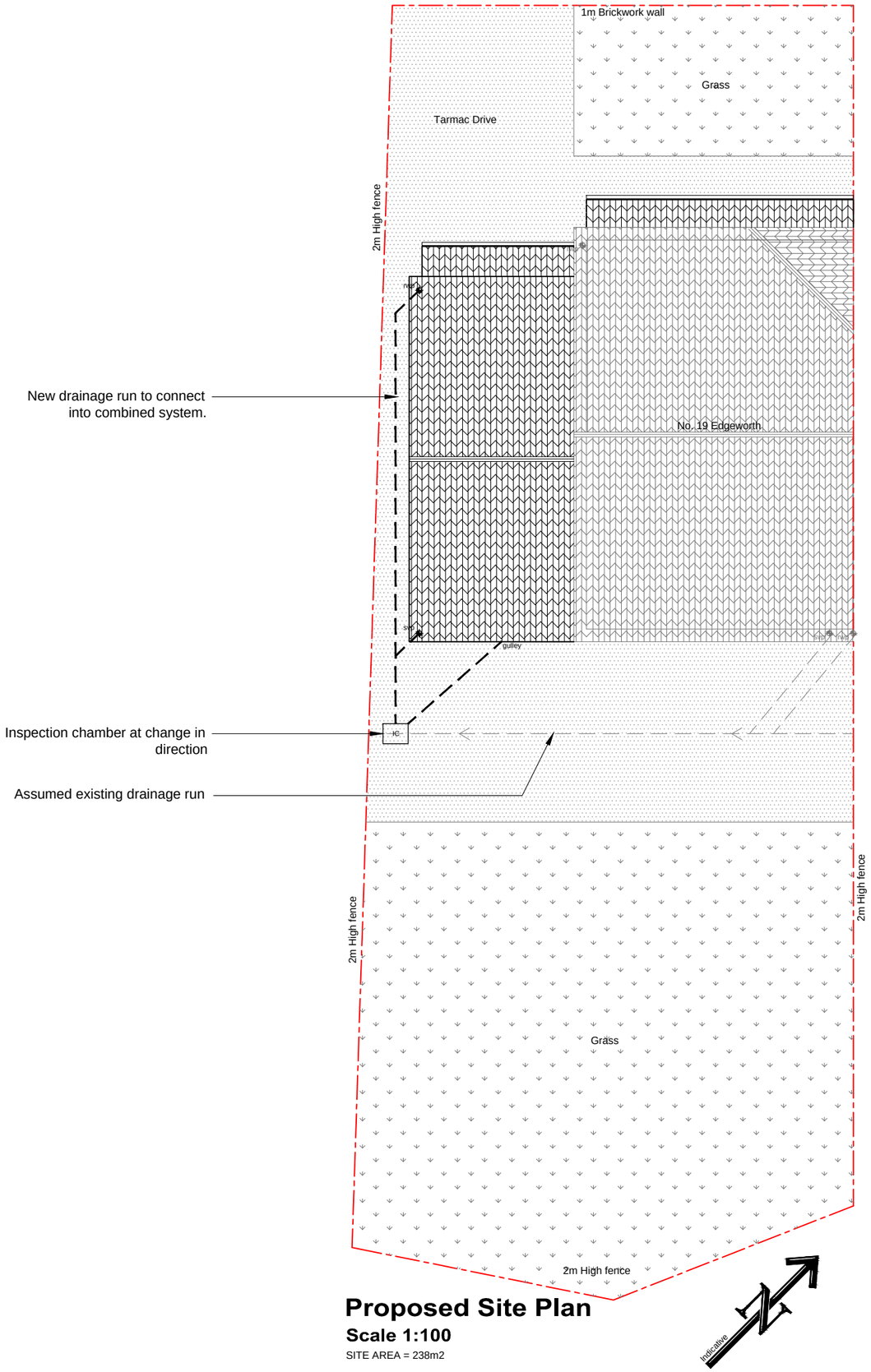

Proposed Site Plan

Scale 1:100

SITE AREA = 238m2

Shaw Architectural Services Ltd

SHAW ARCHITECTURAL SERVICES

625 Manchester Road
Wardley, Manchester.
M27 9QH
Tel: 075408844488
www.shawarchitecturalservices.com

client: Lucas Carrasco	
project: 19 Edgeworth drive, Fallowfield, M14 6RN	
drawing: Proposed Site Plan	
file reference: 2013-13 - planning	scale: 1:1250 & 1:100 @ A3
date: May 2013	status: PLANNING & B.R.
drawing number: 2013-13-03	revision

ALL FIGURED DIMENSIONS TO TAKE PREFERENCE TO SCALE. ALL DIMENSIONS TO BE CHECKED ON SITE. THIS DRAWING SHALL NOT BE REPRODUCED OR COPIED WITHOUT THE PERMISSION OF SHAW ARCHITECTURAL SERVICES LTD

original dr by			
rev	description	date	dr by	app by

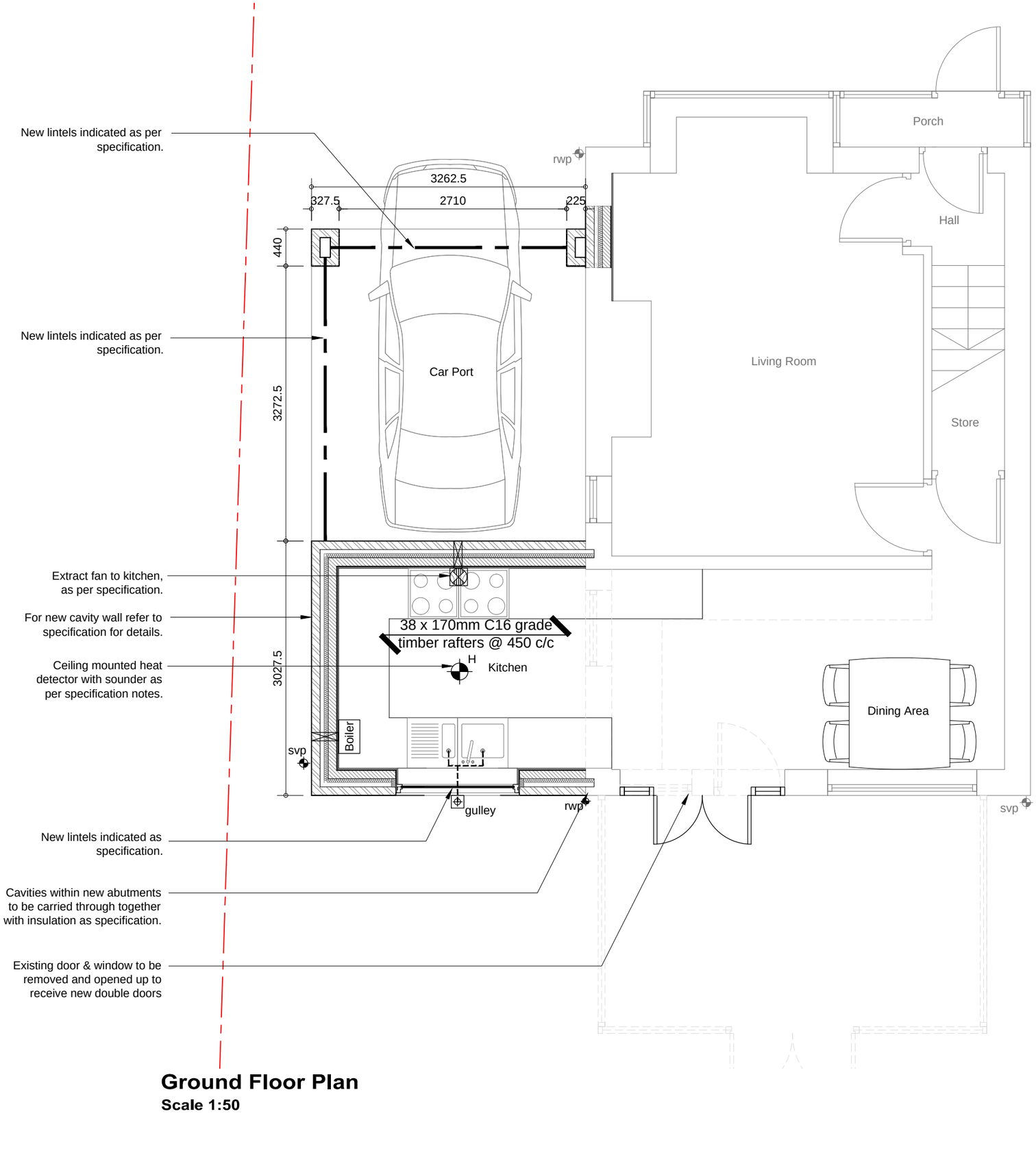

Ground Floor Plan

Scale 1:50

GENERAL NOTES

Contractor to visit site prior to commencement of work and check all dimensions and familiarise himself with the site conditions. This drawing must then be checked and verified by the contractor prior to work commencing on site.
This drawing is for the purpose of achieving local authority approval only and should not be used as a working drawing. Client must have received written approval from both the local authority, planning and building control departments before instruction or commencement of any building works on the relevant site. Client to obtain written permission from relevant bodies for any encroachment whatsoever. All workmanship, materials and construction to comply with Building Regulations, British Standards, Codes of Practice and N.H.B.C requirements whether or not specifically stated on these drawings.

All materials to be fixed, applied or mixed in accordance with manufacturers instructions or specifications. All materials shall be suitable for their purpose. The contractor shall take into account everything necessary for the proper execution of the works, to the satisfaction of the "Inspector" whether or not indicated on the drawings. Sample of external materials to be submitted to la for approval. All external timber to be preservative treated. All air bricks to be ducted through walls. Where additional load is to be applied over existing openings, lintels to be exposed and checked for structural stability to the satisfaction of local building control officer.

Shaw Architectural Services Ltd
625 Manchester Road
Wardley, Manchester.
M27 9QH
Tel: 075408844488
www.shawarchitecturalservices.com

client: Lucas Carrasco	
project: 19 Edgeworth drive, Fallowfield, M14 6RN	
drawing: Proposed Ground floor plan	
file reference: 2013-13 - planning	scale: 1:50 @ A3
date: May 2013	status: PLANNING & B.R.
drawing number: 2013-13-04	revision:

ALL FIGURED DIMENSIONS TO TAKE PREFERENCE TO SCALE. ALL DIMENSIONS TO BE CHECKED ON SITE. THIS DRAWING SHALL NOT BE REPRODUCED OR COPIED WITHOUT THE PERMISSION OF SHAW ARCHITECTURAL SERVICES LTD

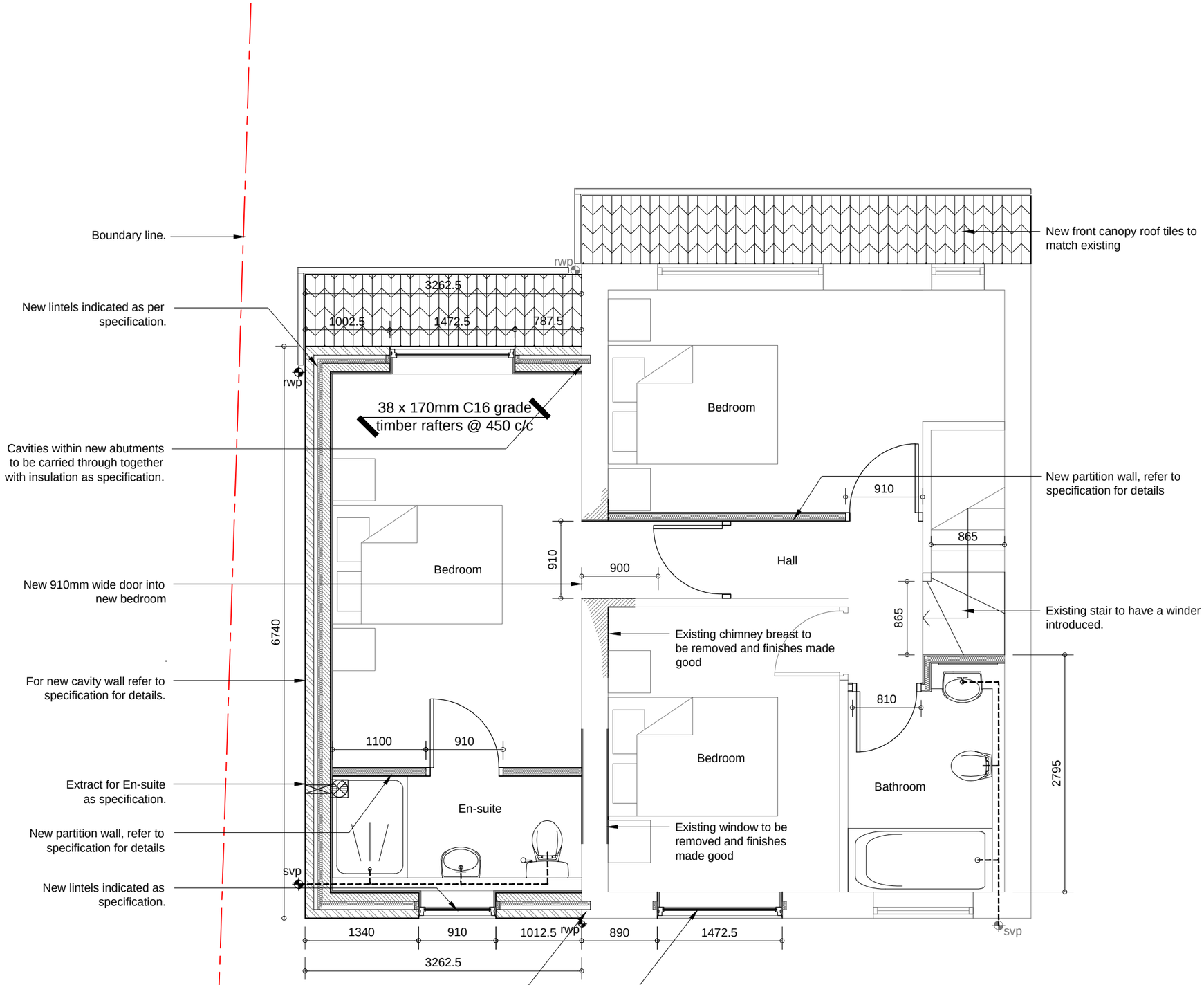

First Floor Plan

Scale 1:50

GENERAL NOTES

Contractor to visit site prior to commencement of work and check all dimensions and familiarise himself with the site conditions. This drawing must then be checked and verified by the contractor prior to work commencing on site.

This drawing is for the purpose of achieving local authority approval only and should not be used as a working drawing. Client must have received written approval from both the local authority, planning and building control departments before instruction or commencement of any building works on the relevant site. Client to obtain written permission from relevant bodies for any encroachment whatsoever. All workmanship, materials and construction to comply with Building Regulations, British Standards, Codes of Practice and N.H.B.C requirements whether or not specifically stated on these drawings. All materials to be fixed, applied or mixed in accordance with manufacturers instructions or specifications. All materials shall be suitable for their purpose. The contractor shall take into account everything necessary for the proper execution of the works, to the satisfaction of the "Inspector" whether or not indicated on the drawings. Sample of external materials to be submitted to L.A for approval. All external timber to be preservative treated. All air bricks to be ducted through walls. Where additional load is to be applied over existing openings, lintels to be exposed and checked for structural stability to the satisfaction of local building control officer.

Shaw Architectural Services Ltd
SHAW ARCHITECTURAL SERVICES
625 Manchester Road
Wardley, Manchester.
M27 9QH
Tel: 075408844488
www.shawarchitecturalservices.com

client: Lucas Carrasco	
project: 19 Edgeworth drive, Fallowfield, M14 6RN	
drawing: Proposed first floor plan	
file reference: 2013-13 - planning	scale: 1:50 @ A3
date: May 2013	status: PLANNING & B.R.
drawing number: 2013-13-05	revision:

ALL FIGURED DIMENSIONS TO TAKE PREFERENCE TO SCALE A.L. DIMENSIONS TO BE CHECKED ON SITE. THIS DRAWING SHALL NOT BE REPRODUCED OR COPIED WITHOUT THE PERMISSION OF SHAW ARCHITECTURAL SERVICES LTD

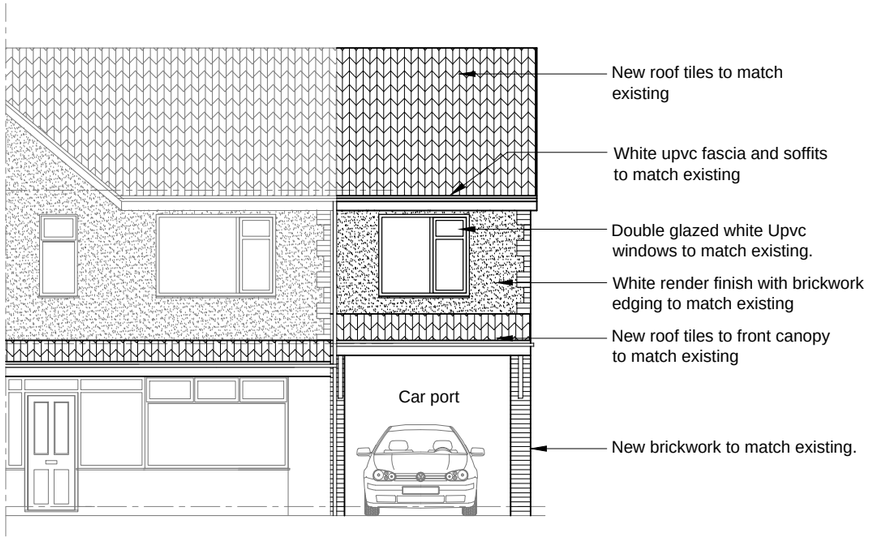

Proposed Front Elevation

Scale 1:100

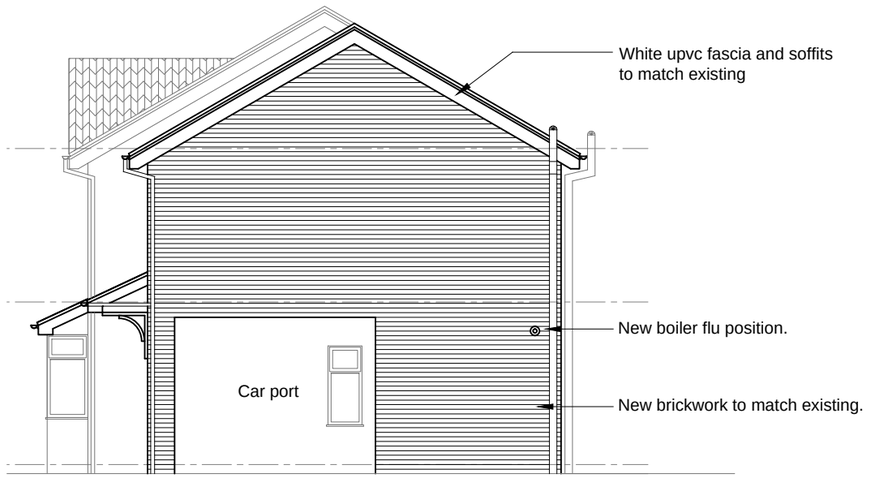

Proposed Side Elevation

Scale 1:100

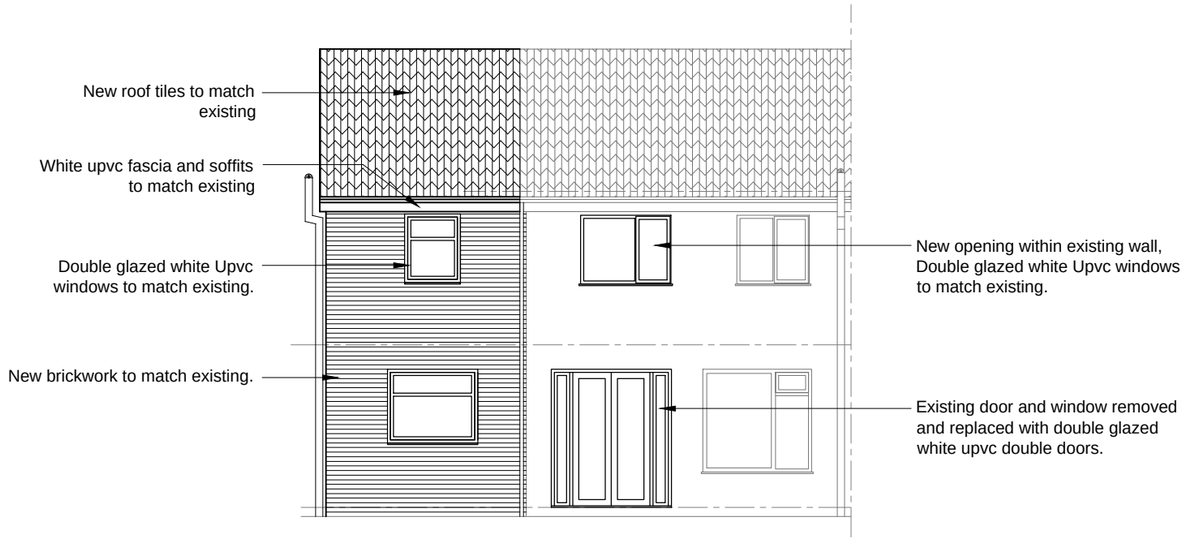

Proposed Rear Elevation

Scale 1:100

original dr by			
rev	description	date	dr by	app by

GENERAL NOTES

Contractor to visit site prior to commencement of work and check all dimensions and familiarise himself with the site conditions. This drawing must then be checked and verified by the contractor prior to work commencing on site.
This drawing is for the purpose of achieving local authority approval only and should not be used as a working drawing. Client must have received written approval from both the local authority, planning and building control departments before instruction or commencement of any building works on the relevant site. Client to obtain written permission from relevant bodies for any encroachment whatsoever. All workmanship, materials and construction to comply with Building Regulations, British Standards, Codes of Practice and N.H.B.C requirements whether or not specifically stated on these drawings. All materials to be fixed, applied or mixed in accordance with manufacturers instructions or specifications. All materials shall be suitable for their purpose. The contractor shall take into account everything necessary for the proper execution of the works, to the satisfaction of the "Inspector" whether or not indicated on the drawings. Sample of external materials to be submitted to la for approval. All external timber to be preservative treated. All air bricks to be ducted through walls. Where additional load is to be applied over existing openings, lintels to be exposed and checked for structural stability to the satisfaction of local building control officer.

Shaw Architectural Services Ltd
SHAW ARCHITECTURAL SERVICES
625 Manchester Road
Wardley, Manchester.
M27 9QH
Tel: 075408844488
www.shawarchitecturalservices.com

client: Lucas Carrasco	
project: 19 Edgeworth drive, Fallowfield, M14 6RN	
drawing: Proposed Elevations	
file reference: 2013-13 - planning	scale: 1:50 @ A3
date: May 2013	status: PLANNING & B.R.
drawing number: 2013-13-06	revision:

ALL FIGURED DIMENSIONS TO TAKE PREFERENCE TO SCALE A.L. DIMENSIONS TO BE CHECKED ON SITE. THIS DRAWING SHALL NOT BE REPRODUCED OR COPIED WITHOUT THE PERMISSION OF SHAW ARCHITECTURAL SERVICES LTD

original dr by			
rev	description	date	dr by	app by

GENERAL NOTES

Contractor to visit site prior to commencement of work and check all dimensions and familiarise himself with the site conditions. This drawing must then be checked and verified by the contractor prior to work commencing on site.
This drawing is for the purpose of achieving local authority approval only and should not be used as a working drawing. Client must have received written approval from both the local authority, planning and building control departments before instruction or commencement of any building works on the relevant site. Client to obtain written permission from relevant bodies for any encroachment whatsoever. All workmanship, materials and construction to comply with Building Regulations, British Standards, Codes of Practice and N.H.B.C requirements whether or not specifically stated on these drawings. All materials to be fixed, applied or mixed in accordance with manufacturers instructions or specifications. All materials shall be suitable for their purpose. The contractor shall take into account everything necessary for the proper execution of the works, to the satisfaction of the "Inspector" whether or not indicated on the drawings. Sample of external materials to be submitted to la for approval. All external timber to be preservative treated. All air bricks to be ducted through walls. Where additional load is to be applied over existing openings, lintels to be exposed and checked for structural stability to the satisfaction of local building control officer.

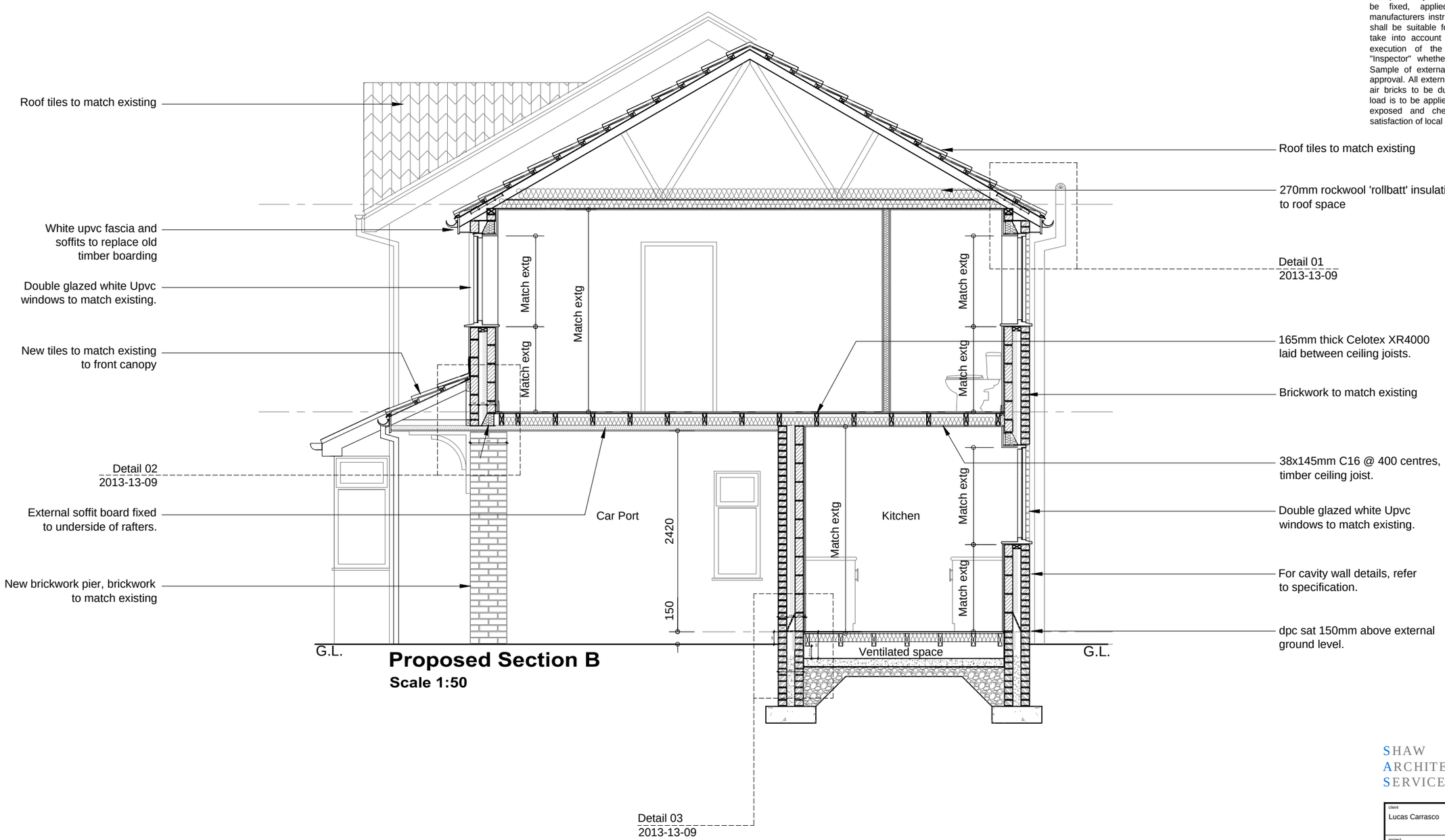

Proposed Section B
Scale 1:50

Shaw Architectural Services Ltd
SHAW ARCHITECTURAL SERVICES
625 Manchester Road
Wardley, Manchester.
M27 9QH
Tel: 075408844488
www.shawarchitecturalservices.com

client: Lucas Carrasco	
project: 19 Edgeworth drive, Fallowfield, M14 6RN	
drawing: Proposed Section	
file reference: 2013-13 - planning	scale: 1:50 @ A3
date: May 2013	status: PLANNING & B.R.
drawing number: 2013-13-07	revision:

ALL FIGURED DIMENSIONS TO TAKE PREFERENCE TO SCALE ALL DIMENSIONS TO BE CHECKED ON SITE. THIS DRAWING SHALL NOT BE REPRODUCED OR COPIED WITHOUT THE PERMISSION OF SHAW ARCHITECTURAL SERVICES LTD