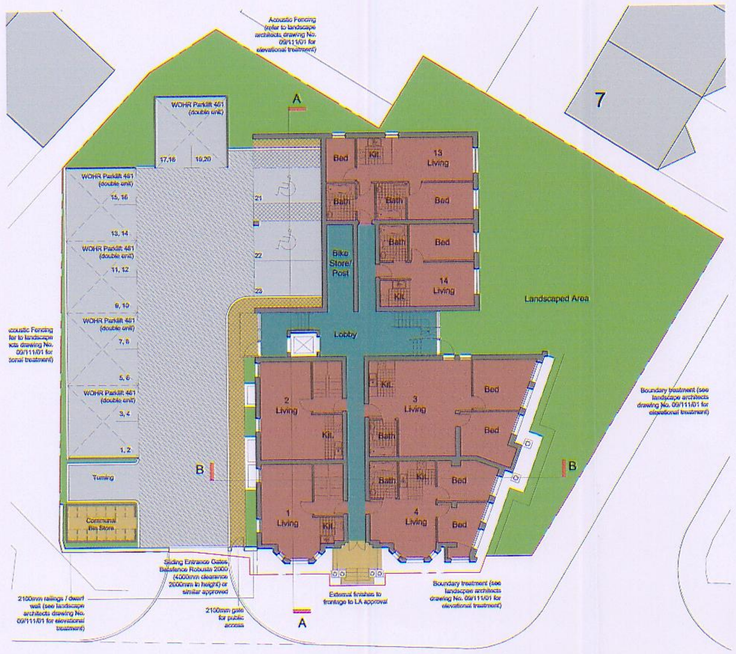

Proposed Ground Floor Plan 1:200
(Showing Landscape Strategy)

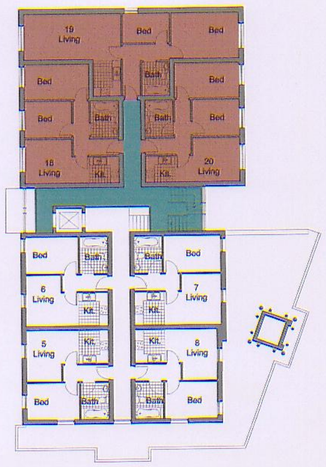

Proposed 2/F Floor Plan 1:200

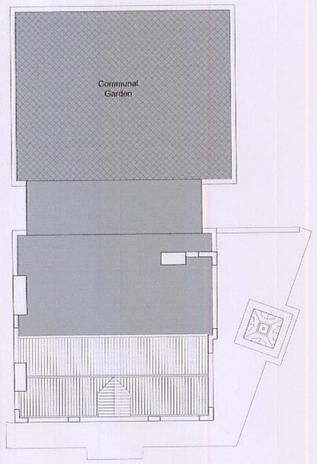

Proposed Roof Plan 1:200



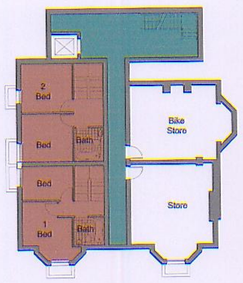

Proposed Basement Plan 1:200

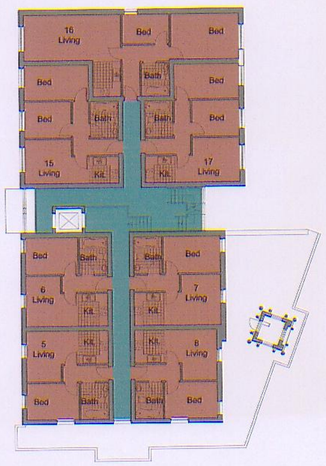

Proposed 1/F Floor Plan 1:200



Proposed 3/F Floor Plan 1:200

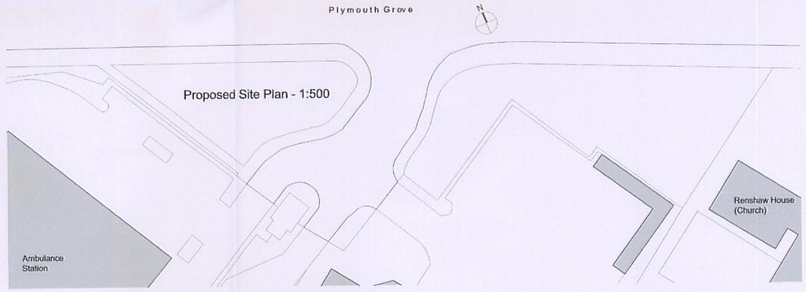



Betafence Robusta 2000 sliding gate

PLANNING
1 AUG 2008
BUILDING CONTROL

All dimensions are to be checked on site, any discrepancies are to be reported to the Architect before work commences. Do not scale from this drawing.

This drawing is to be read in conjunction with all relevant consultants and specialists drawings / documents, any discrepancies are to be reported to the Architect before the affected work commences.

All structural components shown are indicative only. Details / calculations of structural members are to be provided by the Structural Engineer.

This drawing is copyright.

A	General Amendments Clock Tower added	13/05/2008
B	Sliding gate added / annotation added	25/07/2008

T&G Associates Limited
Architects & Urban Designers

Tel : 0161 848 7263
Fax : 0161 877 9587
e-mail : mail@tandgassociates.co.uk

1st Floor, Westwood House
Greenwood Office Park,
Manchester, M5 4QH

Client:
T & D Properties Ltd

Project:
65 Plymouth Grove, Ardwick

Drawing Title:
Proposed Plans, Proposed Site Plan

Scale: 1:200 / 1:500 @ A1
Date: September 2007

Drawing No: 8051/110
Revision: B