DO NOT SCALE - IF IN DOUBT ASK

Existing

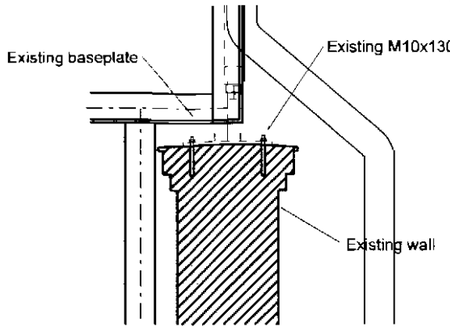

DETAIL 'A' - Side Elevation

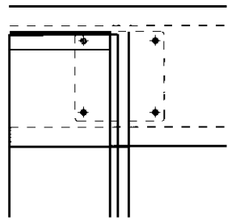

DETAIL 'A' - Plan View

Site Instruction

1/ Cut off or drill out existing anchor bolt heads (4no per baseplate) on both sides of shelter using suitable tooling to discretion of site engineer.

2/ Remove existing baseplate from coping of wall.

3/ Fill in holes with suitable filler, smooth off and touch up to discretion of stone mason or replace coping to instruction of others.
Please note material specifications to be supplied by Rank.

Scale: 1:20 @ A3

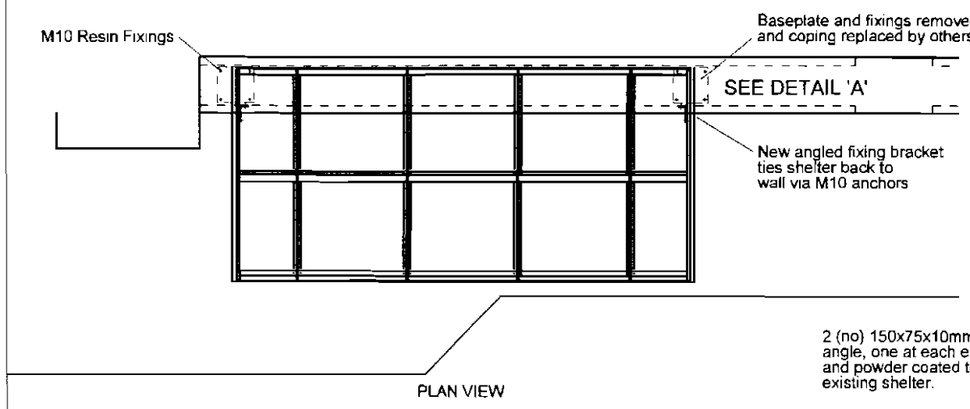

PLAN VIEW

Proposed

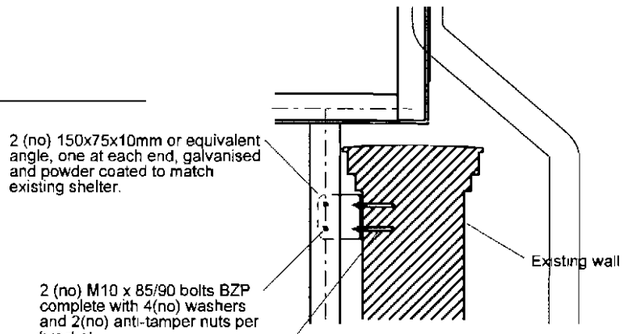

DETAIL 'B' - Side Elevation

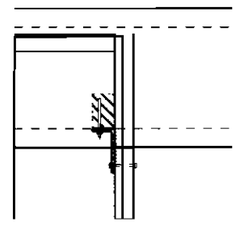

DETAIL 'B' - Plan View

Site Instruction

1/ Bolt on new 150x75x10mm (or equivalent) angle brackets using M10 bolts, washers and anti-tamper nuts. (1no bracket at both ends of shelter with 2no fixings per bracket).

2/ Drill suitable holes into wall and resin fix M10 x 130 anchor bolts to secure shelter to wall at both ends. (2no fixings per bracket).

3/ Touch up any areas where necessary with metatec galv spray and colour match paint to shelter.

4/ Ensure working area is clean and tidy.

Scale 1:20 @ A3

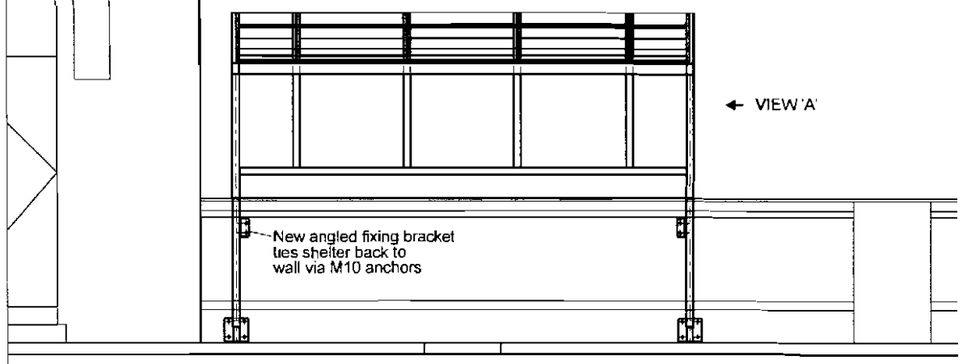

FRONT ELEVATION

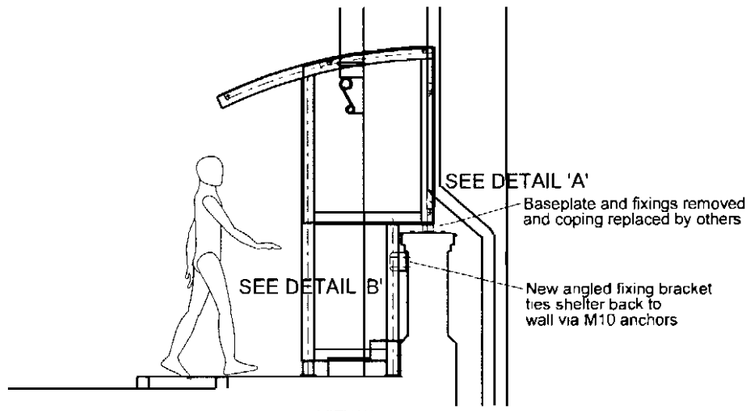

VIEW 'A'

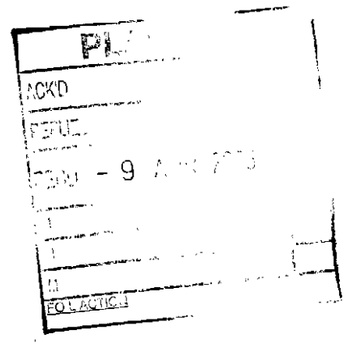

No	revision	date	by	check by
[A]	Proposed support fixing brackets amended to the inside of shelter	31/03/08	SJB	>
[B]	>	>	>	>
[C]	>	>	>	>
[D]	>	>	>	>
[E]	>	>	>	>
[F]	>	>	>	>

Directory Path
F:\

Fabrication Tolerances

0mm - 300mm	= +/- 0.5mm
301mm - 1000mm	= +/- 1.0mm
1001mm - 2500mm	= +/- 1.5mm
2501mm - 5000mm	= +/- 2.0mm
5001mm - 10000mm	= +/- 2.5mm

Unless stated otherwise

Rolling Tolerance to BS EN 10210

1st Angle Projection

DO NOT SCALE
ALL DIMENSIONS ARE TO BE CHECKED ON SITE WITH ALLOWANCES FOR VARIATIONS DUE TO NORMAL MANUFACTURING TOLERANCES

DRAWING ERRORS OR OMISSIONS ARE TO BE REPORTED AND QUERIED WITH DESIGN OFFICE

WHERE ITEMS ARE SHOWN AS ASSEMBLIES THESE ITEMS MUST BE TRIAL ASSEMBLED IN WORKS OR BY MANUFACTURER TO ENSURE CORRECT FIT

NONE OF THE WORK CONTAINED IN THIS DRAWING FOR AMPLE COMPANY MAY PROCEED UNTIL APPROVED COPIES ARE DISTRIBUTED AND CLEARLY MARKED "ISSUED FOR CONSTRUCTION"

THIS DRAWING IS COPYRIGHT AND NO PORTION SHOULD BE COPIED OR REPRODUCED WITHOUT THE CONSENT OF BROXAP LIMITED

broxap

Design and Heac Office, Rowhurst Industrial Estate, Chesterton, Newcastle-under-Lyme, Staffordshire ST5 6BD

Tel : (01782) 564411 Fax (01782) 564312

Project: *RIDGE RANK, MANCHESTER - WHITWORTH STREET*

Sheet title: *PROPOSED SITE WORK AMENDMENTS*

Drg No	scale	date	ORD No
5003-SK1[A]	1:50 @ A3	17/03/08	5003-SK1
	drawn SJB	chkd >	

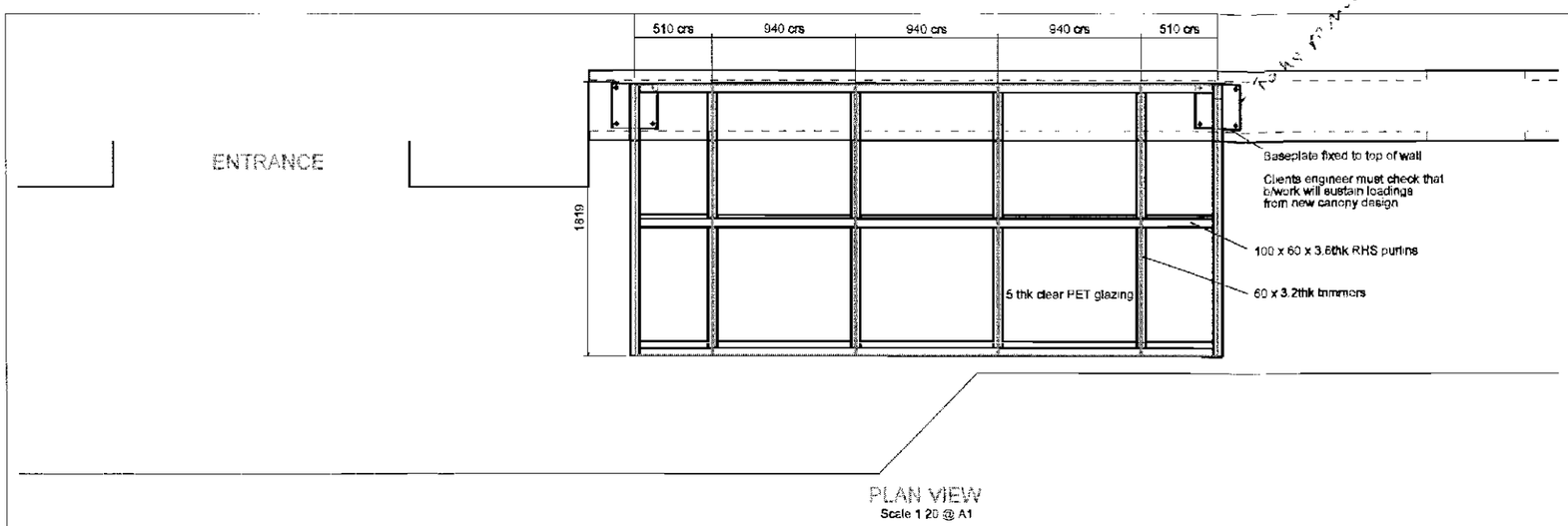

PLAN VIEW
Scale 1 20 @ A1

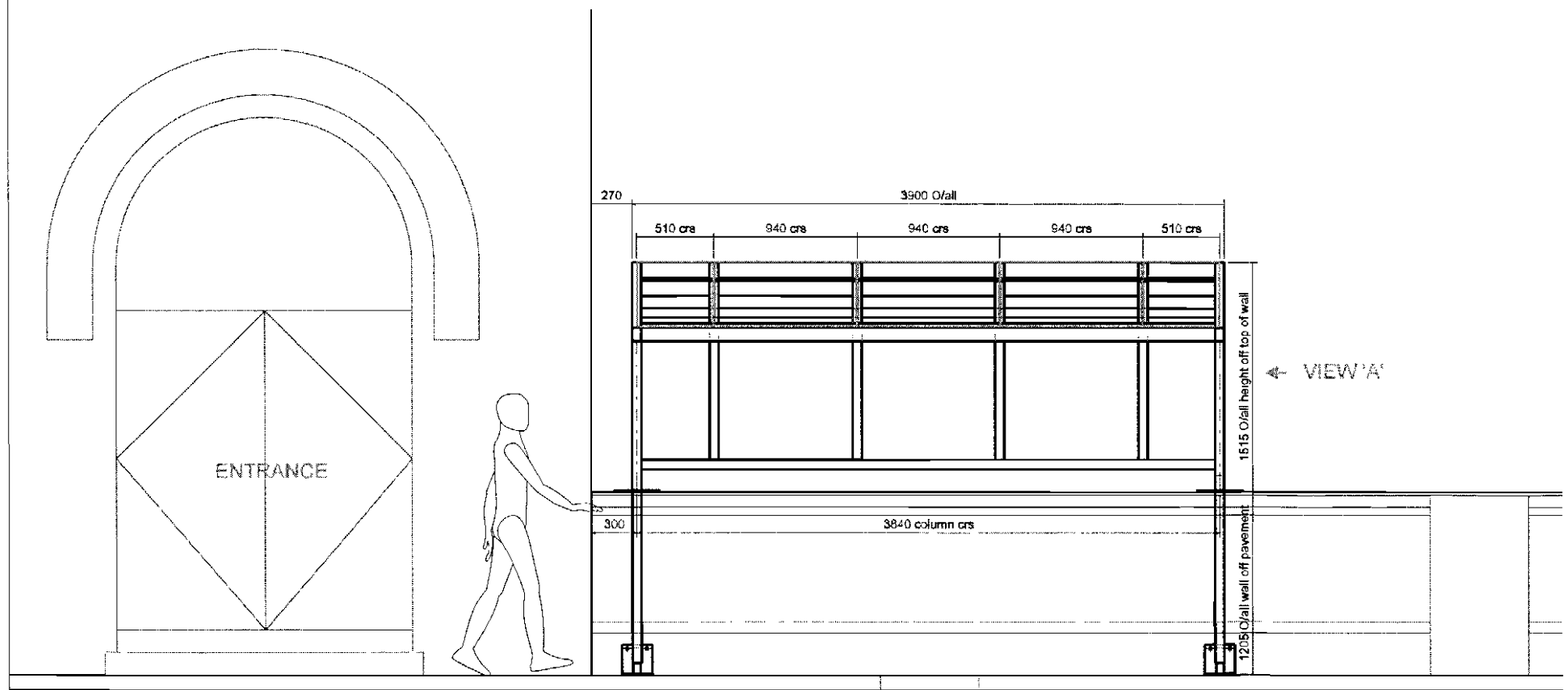

FRONT ELEVATION
Scale 1 20 @ A1

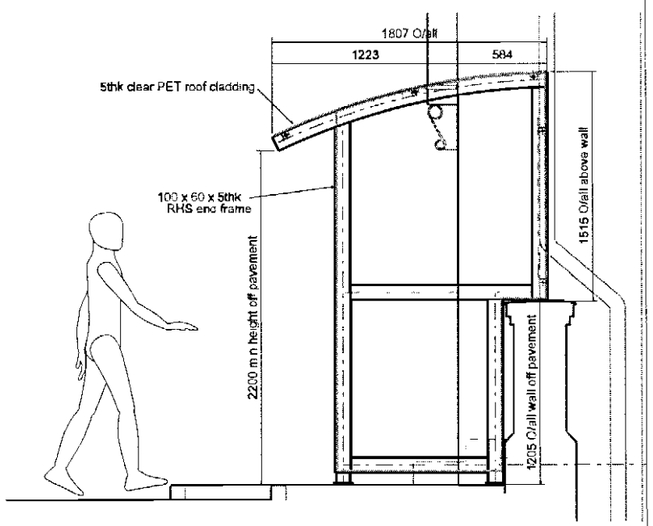

VIEW 'A'
Scale 1 20 @ A1

ACK'D
REPLIE

BROXAP®
Design and Head Office, Rowhurst Industrial Estate, Chesterton, Newcastle-under-Lyme, Staffordshire ST5 6BD
Tel (01782) 564411
Fax (01782) 564312

Project: RIDGE RANK MANCHESTER - WHITWORTH STREET

Sheet title: GENERAL ARRANGEMENT OF PROPOSED SMOKING SHELTER

Drg No: 5003/SK1 [redacted]

scale: 1.50 @ A3 | date: 22.05.07 | drawn: ES | chkd: >

DO NOT SCALE

No.	revision	date	by	check by
[A]	Sidepanel Added	22/05/07	L.K.	L.K.
[B]	>	>	>	>
[C]	>	>	>	>
[D]	>	>	>	>
[E]	>	>	>	>
[F]	>	>	>	>

Revisions path: >

job no. 5003

Clients engineer must check that existing wall will sustain loadings from new canopy design.

Galvanised and Powder Coated Black RAL 9005