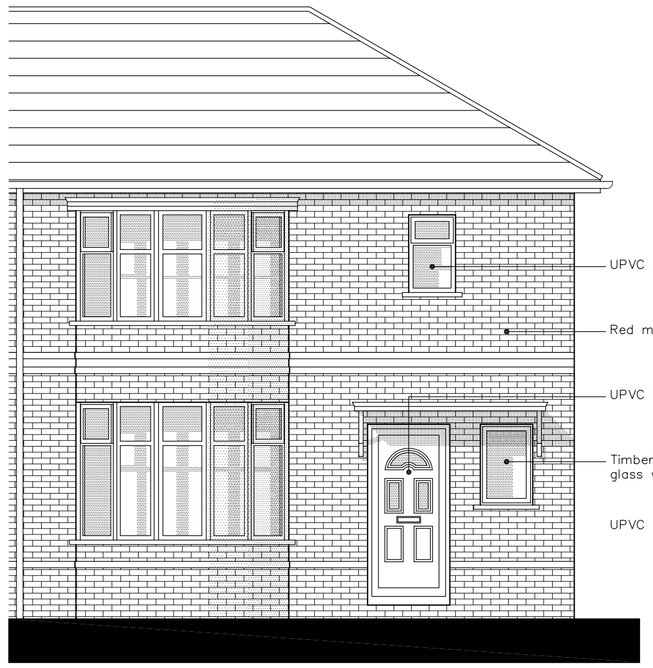

Front Elevation @ 1:50 Scale

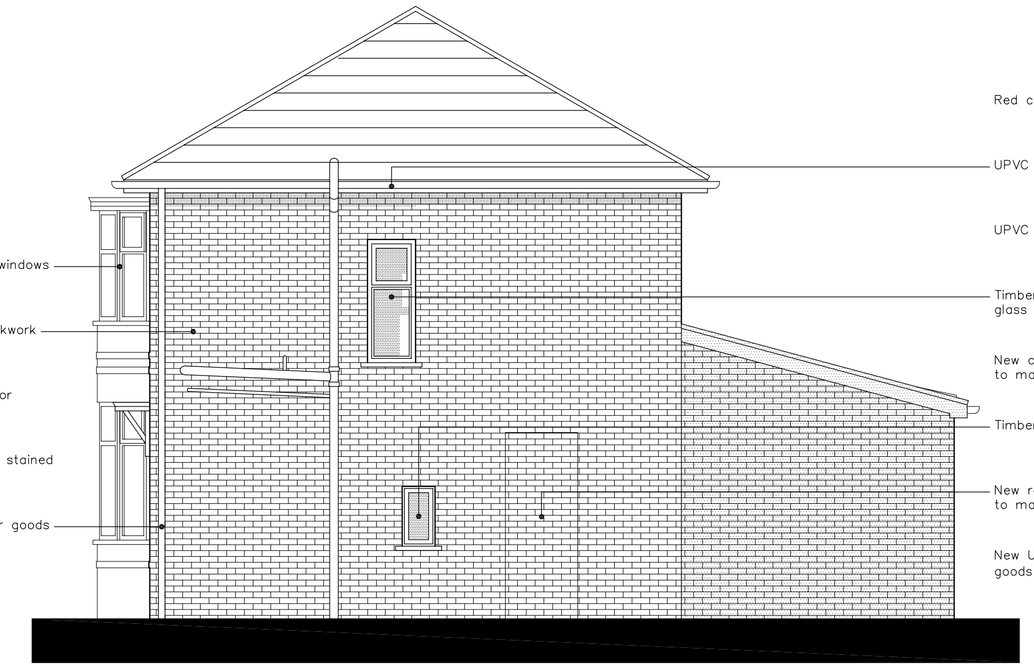

Side Elevation @ 1:50 Scale

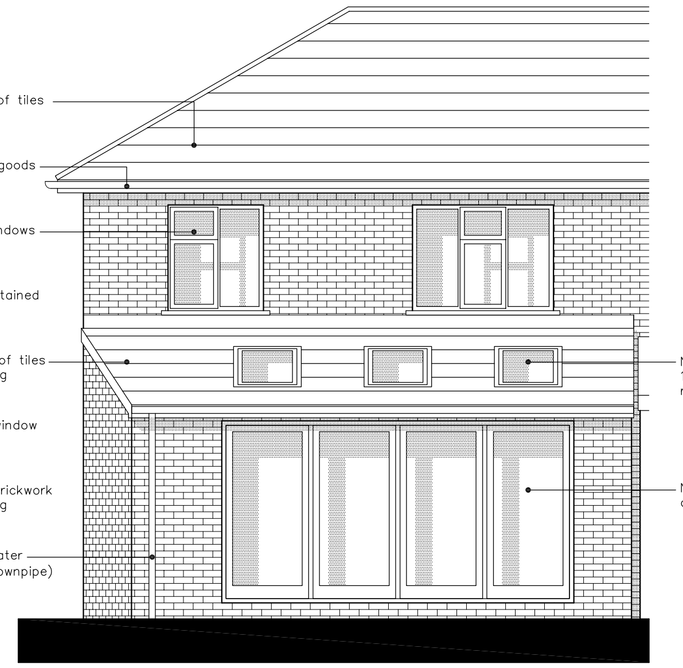

Rear Elevation @ 1:50 Scale

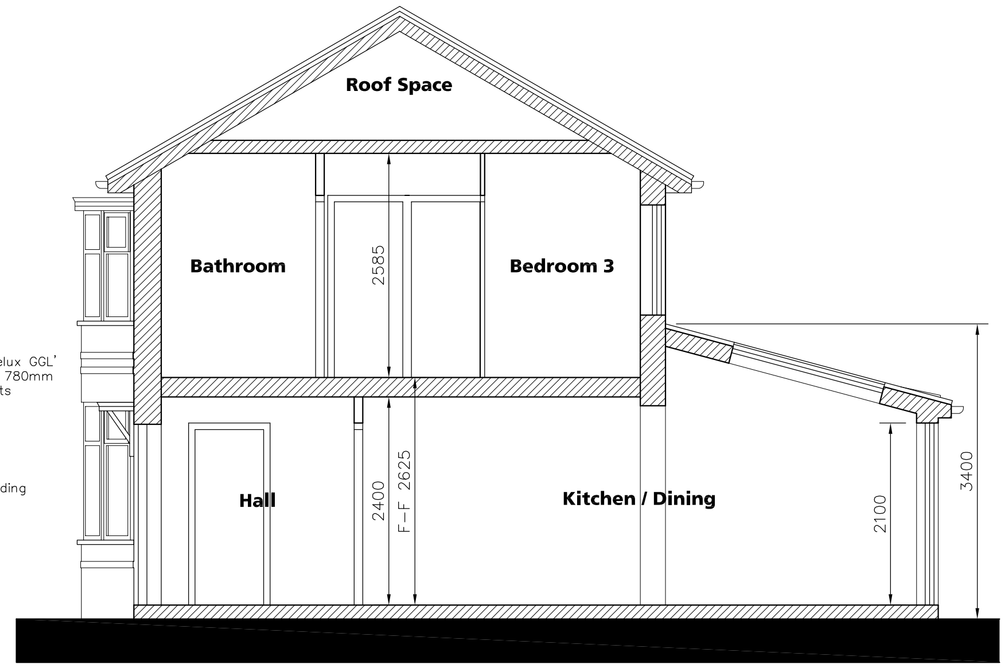

Typical Section @ 1:50 Scale

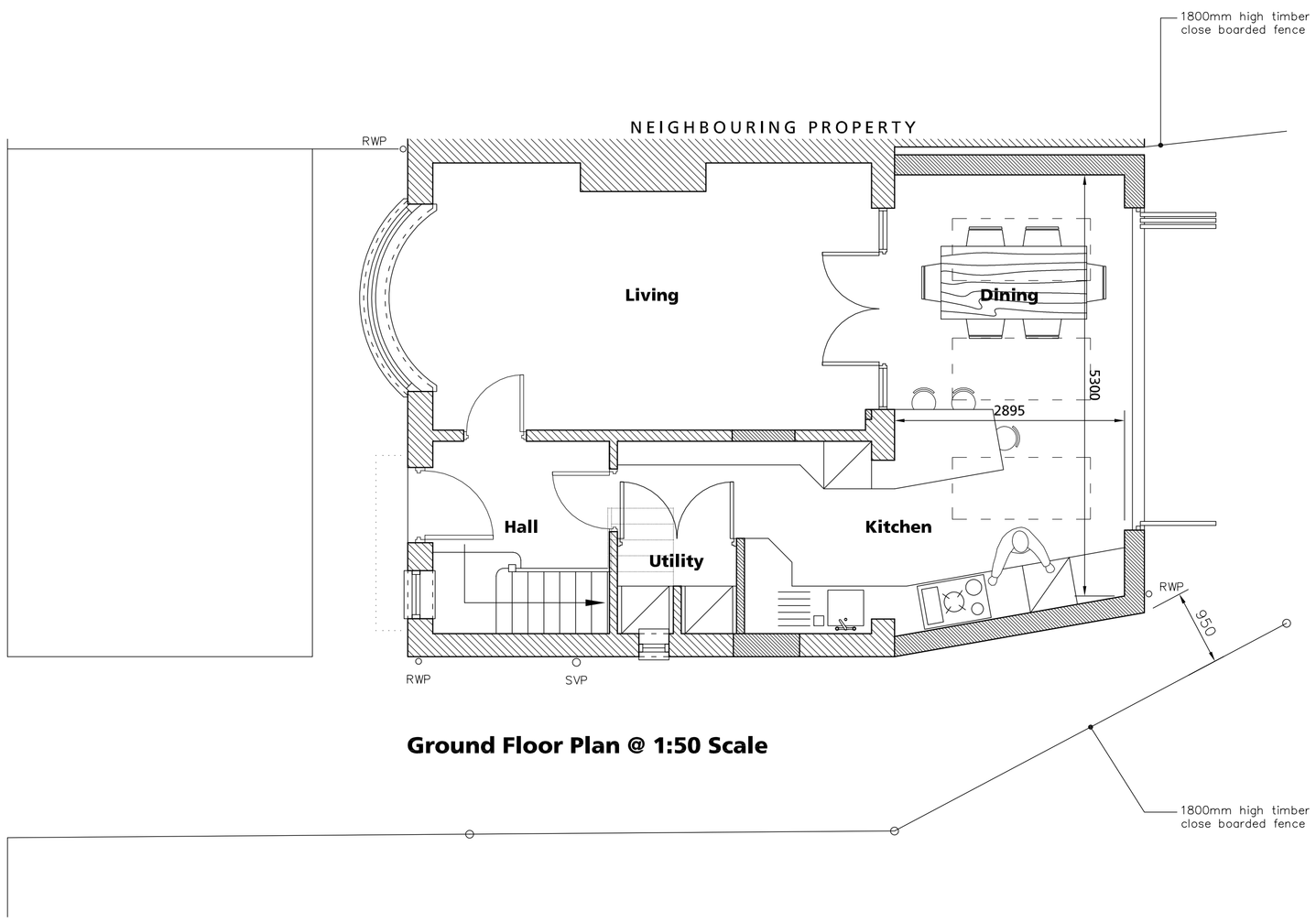

Ground Floor Plan @ 1:50 Scale

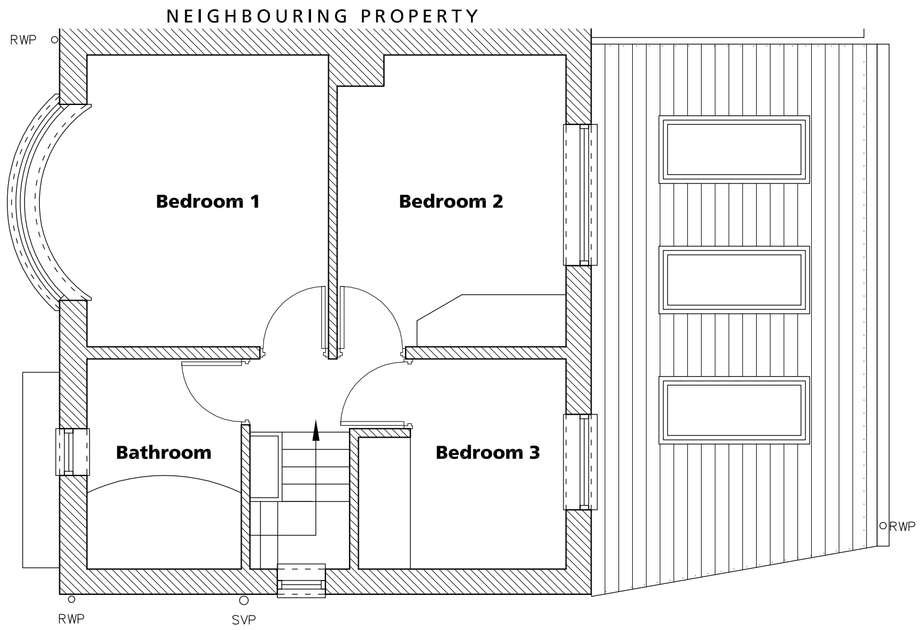

First Floor Plan @ 1:50 Scale

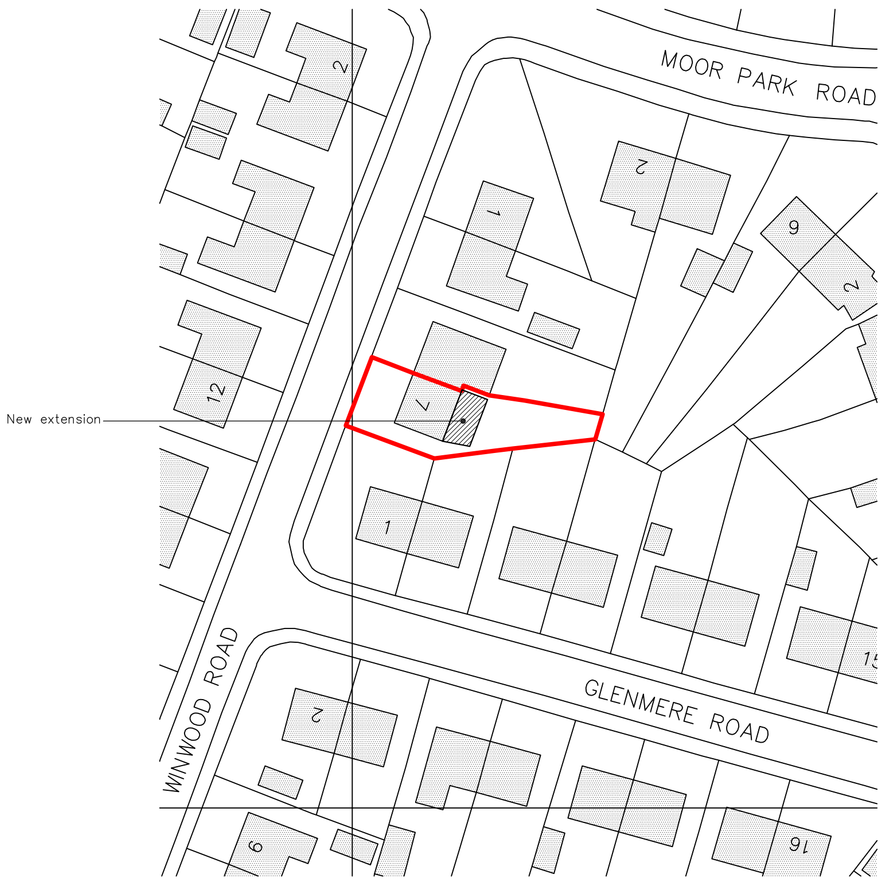

Location Plan @ 1:500 Scale

Scheme Level

from an outline survey

1. This drawing has been based upon a survey that was itself based on OUTLINE measurements NOT a full measured survey. As a result, considerable attention to the dimensions of any proposed works must be applied, taking site dimensions and templates as necessary.
2. While this drawing can be used as a base drawing for construction purposes, it is VERY IMPORTANT that all dimensions are checked carefully before any work commences or any materials are ordered.
3. This drawing can be used as part of a planning application, although your planning officer may ask for more specific information about some aspects of the design. For further information ask your architect.
4. Where applicable, a suitable Structural Engineer and/or a Party Wall Surveyor should be consulted. Although as far as possible these instances have been indicated, this is not necessarily exhaustive and the whole scope of proposed works should be reviewed.
5. Unless other arrangements have been specifically made, your building contractor should serve a Building Notice, as and where applicable, to your local authority to satisfy the requirements of the Building Regulations. Your building contractor should also liaise with the Building Control Officer regarding routine inspections of the work.

propriate.

Further detailed design / dwgs may be needed for this section.

This symbol indicates that it may be beneficial to have more detailed design drawings prepared to illustrate elements of the proposal in more detail so that your building contractor can more fully understand the intention of the design.

You may need to consult a Party Wall Surveyor for this section.

This symbol indicates that you may need to take action in order to comply with the Party Wall Act and it may ne wise to consult a suitable Party Wall surveyor. Your designer can help point you in the right direction.

You may need a Structural Engineer for this section.

This symbol indicates that structural calculations / structural design may be required, both of which should be undertaken by a suitable structural engineer. Your designer can help point you in the right direction.

All dimensions are in millimetres
All dimensions to be checked on site
© Architect Your Home

Your Architect Your Home Licensee:

Architect Your Home *Cheshire*
Scale Hill, 28 Congleton Road
Alderley Edge SK9 7AB

Tel: 01625 582 341
Email: cheshire@architect-yourhome.com

Project name:
WINWOOD ROAD, DIDSBURY

Drawing name:
PROPOSED DRAWINGS

Date:	Job no:	Drawing no:
JUNE 2008	**50CHE-024**	**02**
Scale:	Revision:	Drawn by:
As Marked @ A1	**A**	**RJF**

architectyourhome