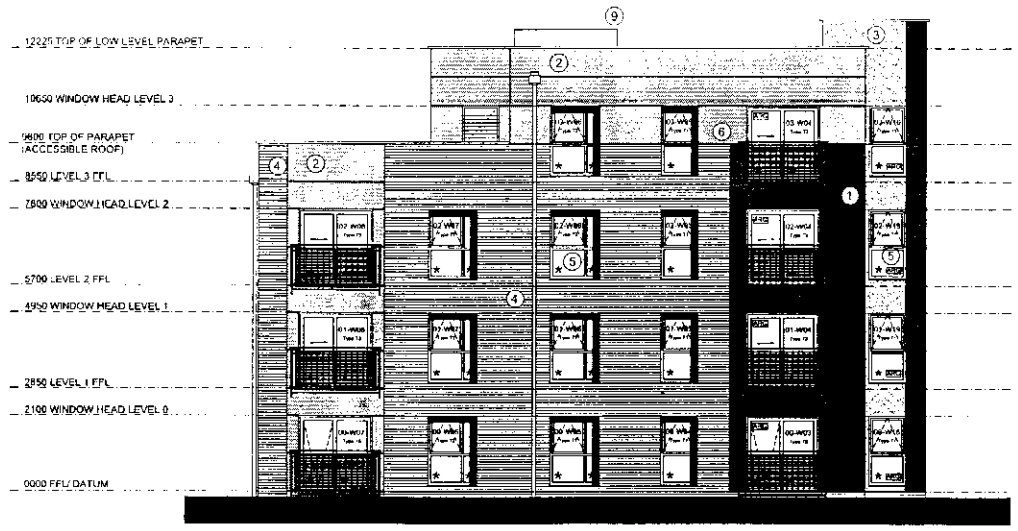

Elevation B (Stuart Street)

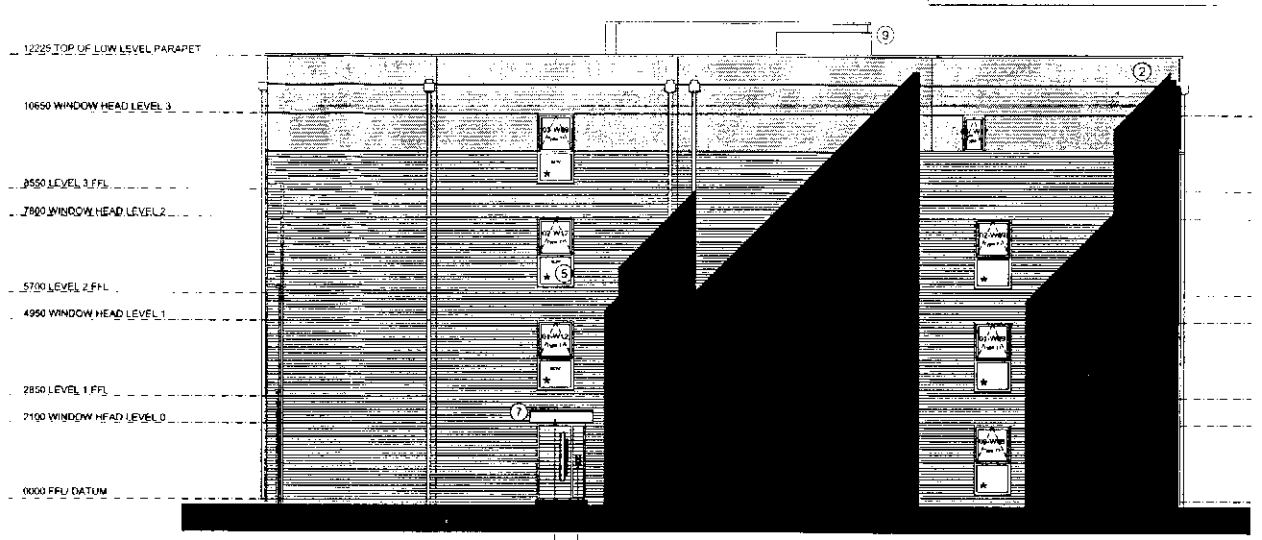

Elevation C (Courtyard Elevation)

Entrance door to have ramped access to comply with Part M of the regulations.

Security Access Panel (Refer to Sales Specification for further details)

Glass Entrance door canopy to be to specialist subcontrators design and manufacture. Refer to Drawing No. J00133/D/305 for fixing details.

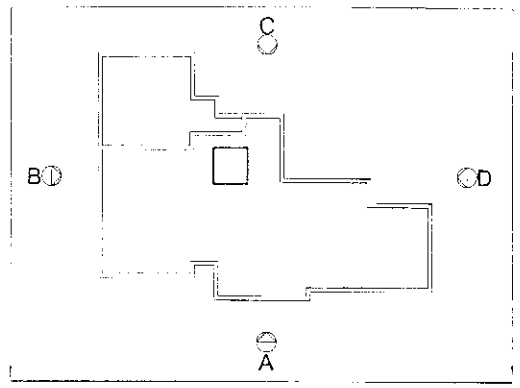

NOTES:

DO NOT SCALE FROM THIS DRAWING

PLEASE NOTE: ALL MATERIALS ARE SUBJECT TO LOCAL AUTHORITY APPROVAL

GENERAL NOTES

For exact manufacturer details of ALL finishes to ALL elevations please refer to the site external finishes schedule for detailed clarification.

For ALL below ground drainage, foundations and associated Engineering works please refer to all relevant design drawings and specification for clarification.

Drawings are to be read in conjunction with Timber Frame Manufacturers detailed design drawings. This includes floor, roof and stair construction.

SVP's

Check with site drainage plan to determine location of open vented stacks, otherwise all svp's are to terminate in roof space and/or vented accessible boxing with appropriate airgap valve.

CAVITY BARRIERS

Refer to NSDTF06 4106 for details of cavity barriers to party wall junctions.

MOVEMENT JOINTS

Refer to REFA Drawings for details.

MATERIALS

1 Dark Grey large module panel.
2 Light Grey metallic module vertical panel.
3 Preformed panel with White render appearance finish.
4 Red facing brickwork.
5 White uPVC Windows & Doors.
6 Juliet balconies.
7 Glass canopy with aluminium brackets.
8 Profiled steel facia with colourcoat finish.
9 Lift over run.

GENERAL MATERIALS NOTES

ROOF COVERING

Sarnia or similar single ply roofing membrane, to be fixed to timber roofing deck in accordance with manufacturers specification. Tappered insulation to be cut to falls to rain water outlets. Non slip matting is to be provided at any roof access point and fixed in accordance with manufacturers specification.

TRESPA CLADDING

Trespa cladding panels to be fixed in accordance with manufacturers specification.

WINDOWS

Ground floor & first floor windows must be to BS 7950:1997 "Specification for enhanced security performance of casement and tilt & turn windows for domestic applications."

Refer to Drawing No. J00215/D/400 -01 for parapet details.



Elevation A (Archer Street)

Entrance door to have ramped access to comply with Part M of the regulations

Glass Entrance door canopy to be to specialist subcontrators design and manufacture. Refer to Drawing No. J00133/D/309 for fixing details.

Please Note:

All windows marked with note reading *Acoustically Rated Glazing (ARG)* should have a Airbourne Sound Insulation of Rw 34dB or greater in accordance with recommendations *from Acoustics Assessment Report.*

In addition all Ventilation Grilles fronting Elevation A (Archer Street) to be fitted with acoustically attenuated inlet/outlet connections to provide a Rw of 34dB

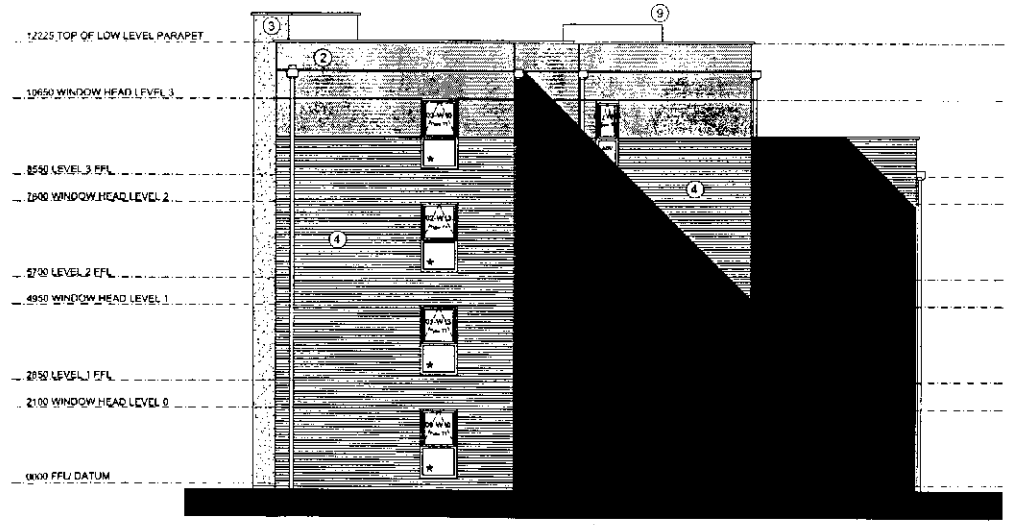

Elevation D (Courtyard Elevation)

Glass Entrance door canopy to be to specialist subcontrators design and manufacture. Refer to Drawing No. J00133/D/305 for fixing details.

INTERVENTION			
PLANNING	BASE DOC	DOC	SIGNATURE
✓	✓	✓	

UNCONTROLLED COPY

Countryside Properties

site: Sports City Phase 3 Apartment Block C

title: Apartment Block C Elevations

scale @A1: 1:100 @ A1
drawn by: PAC
date: Sept '07
checked:
drawing no.: J00133/P3/006
revision:

© This drawing is copyright of Countryside Properties Plc and must not be copied or reproduced in whole or in part, nor used in connection with any project without Countryside's written consent