AIREDALE
air conditioning for every environment

Airedale International
Air Conditioning Ltd
Leeds Road, Rawdon,
Leeds LS19 6JY England

T +44 (0) 113 239 1000
F +44 (0) 113 250 7219
E info@airedale.com
W www.airedale.com

A MODINE Company

Fax

To: Gary Young
Company: RPS Group Ltd
From: Jonathan Jones
Our Ref: QT130637 rev 5
Date: 28th November 2012

E-mail: Gyoung@rpsgroup
Copy To:
E-mail:
Your Ref:
No. of Pages: 1 of 14

Manchester University MIB

We thank you for your valued enquiry regarding the above project, and are pleased to submit our prices for the selected equipment as requested.

We trust that we have interpreted your requirements correctly and that our proposals meet with your approval. If, however, you require any other information at all, please do not hesitate to contact me quoting the reference QT130637 Rev 5.

Alternatively you may wish to contact our Regional Engineer for this project, Jonathan Jones on mobile telephone number 07802 325 441

We look forward to working with you on this project.

Best regards,

Jonathan Jones
NORTH WEST SALES ENGINEER

EMAIL: j.d.jones@airedale.com

Mobile 07802 325 441

AIREDALE
air conditioning for every environment

EQUIPMENT PROPOSAL

PROJECT REQUIREMENTS.
We understand from your enquiry documentation that the project requires:

2 no. of Airedale Model TurboChill TTC12E210X95 Air Cooled Chillers with a cooling capacity of 600kw.

1 no. of Airedale Model Deltachill DCF013DX-04ACDO Free Cooling Chiller with glycol containment.

SELECTION.
Based upon the design data supplied the Airedale model/system selection will be as follows:

TurboChill TTC12E210X95

PERFORMANCE DATA		**TTC12E210X95**
Cooling Capacity	(kW)	**600.1**
Total Input Power (Compressors + fans)	(kW)	**157.8**
Total EER (Compressors + fans)		**3.80**
ESEER*		**5.45**
Design Ambient Temperature	(°C)	**30**
Water Inlet Temperature (chiller internal)	(°C)	**13**
Water Outlet Temperature(chiller internal)	(°C)	**7**
Fluid	(%)	**100% Water**
Solution Freezing Point	(°C)	**-15.3**
Fluid Flow Rate	(l/s)	**23.9 L/s**
Chiller Pressure Drop	(kPa)	**35.4**
Capacity Steps		**15-100**

DeltaChill DCF013-ACDO Free Cooling Chiller

PERFORMANCE DATA		**DCF013-ACDO**
Cooling Capacity	(kW)	**144.2**
Total Input Power (Compressors + fans)	(kW)	**37.1**
Free Cooling Capacity at 3°C	(kW)	**145.1**
Total EER (Compressors + fans)		**3.89**
ESEER*		**4.22**
Design Ambient Temperature	(°C)	**30**
Water Inlet Temperature (Chiller internal)	(°C)	**16 (20% Glycol)**
Water Outlet Temperature (chiller internal)	(°C)	**10 (20% Glycol)**
Water Inlet Temperature (Chiller External)	(°C)	**22**
Water Outlet Temperature (Chiller internal)	(°C)	**15**
Fluid	(%)	**100% Water**
Fluid Flow Rate	(l/s)	**4.94L/s**
Chiller Pressure Drop	(kPa)	**13Kpa**

*** Please note that ESEER's are calculated at 12°C / 7°C water, 35°C Ambient and are not application specific.**

AIREDALE
air conditioning for every environment

COMMERCIAL OFFER - MANUFACTURE & SUPPLY ONLY.

We would manufacture (to Airedale's standard specifications) and deliver to kerbside the following equipment.

The **Airedale Model TurboChill TTC12E210X95** each incorporating:

- Multiple Turbocor Oil Free Compressors, Two stage Centrifugal Compression, Magnetic Frictionless Bearings, Liquid Injection Cooled, Fully Modulating.
- Soft Starting System (start up amps – 2A).
- AIRETronix Microprocessor Control
- High Efficiency Shell & Tube Flooded Evaporator with Class '0' Insulation.
- Condenser Coils manufactured from refrigeration quality copper tubes, internally rifled for improved heat transfer, with mechanically bonded aluminium fins.
- Single Circuit Refrigeration system featuring Large Capacity Filter Drier with Replaceable Cores; Sight Glass; Suction, Liquid and Discharge ball valves for full refrigeration system integrity; Suction and Liquid Line Pressure Transducers and High Ambient starting features on multiple compressor circuits
- Acoustically Lined compressor enclosure
- Liquid Level Control Valve (LLCV)
- Intelligent Head Pressure Control
- Latest Technology Electronically Commutated (EC) Sickle Bladed fans with Long Bellmouth **Fan Speed**, offering Head Pressure Control down to -20°C ambient.
- **Dual** Pressure Relief Valves – One assembly per Circuit
- Grooved water connections & counter pipe assembly
- Full operating charge of R134a refrigerant.
- Dedicated Bus-Bar Chamber for Incoming 3 Phase & Earth Mains Connection.
- Separate Mains Power Compartments for the Refrigeration Circuit with Compressor Isolators and Circuit Breakers for Protection of all Major Components.
- Dedicated Control Panel with Microprocessor Control accessible while unit is in operation. Fitted with Emergency Stop Facility.
- Connections for External Trace Heating by others (240V/500W available)

Optional Features

- Refrigerant Leak Detection System
- Water Flow Switch
- Bacnet RS485 twisted pairs Controls Interface
- Economiser Circuit

Additional Items

- Spring Type Anti-Vibration Mounts
- Sequence Controller with integration as per Schneider (Sequencer requires single phase power supply and should be mounted internally)
- Compressor Discharge gas lines fitted with extra acoustic barrier material.
- Straight Duct Extension
- Commissioning
- 12 Months Service & Maintenance (Chillerguard Maintenance Cover)

Total Nett Delivered Price to UK Mainland Site, (excl. VAT) for the 2 off TTC12E210X95, all as described above,

£177,172.00

AIREDALE
air conditioning for every environment

COMMERCIAL OFFER - MANUFACTURE & SUPPLY ONLY.

We would manufacture (to Airedale's standard specifications) and deliver to kerbside the following equipment.

1 no. of Airedale Model Deltachill DCF013DX-04ACDO Free Cooling Chiller with Glycol Containment

DeltaChill FreeCool

- Plain Galvanised Steel Base with Galvanised Sheet Steel, Epoxy Baked Powder Paint Coated Superstructure (Light Grey RAL 7035)
- Integrated Condenser & Free Cooling Coils in a 'V' frame Multiple Configuration with a 20mm Gap Between Condenser & Free Cool Coils to Facilitate Cleaning
- Condenser Micro Channel Coils Manufactured from Aluminium with Epoxy Coating for Enhanced Protection
- Free Cool Coil Manufactured from Refrigeration Quality Copper Tube with Aluminium Fins.
- 0-100% Free Cooling Available When Ambient Temperature Permits
- Fully Modulating Three Port Free Cooling Water Valve
- Dual Independent Refrigeration Circuits
- One Tandem Scroll Compressors with Internal Relief Valves & Crank Case Heaters
- High Efficiency Brazed Plate Heat Exchanger with Class '0' Insulation
- Full Operating Charge of R410a Ozone Benign Refrigerant
- Low Noise Sickle Bladed Condenser Fan Assemblies
- Acoustically Lined Compressor Compartment to Reduce Compressor Noise Breakout
- Liquid & Discharge Line Shut Off Valves
- Electronic Expansion Valves
- Significant energy savings can be achieved at low load and low ambient condition
- Larger Capacity Filter Driers with Replaceable Cores & Liquid Line Sight Glass
- Pressure Relief Valve with Integral Rupture Disc & Indicator Gauge
- Airedale AIRETronix Microprocessor Controller
- Remote Setback Temperature Setpoint Switch
- Remote Stop/Start Facility via Network or Hard Wired Signal
- Volt Free Contact Alarm Indication
- Modulating Head Pressure Control for operation down to –20°C ambient
- Individual Weatherproof Door Interlocked Mains Isolator per circuit
- Interlocks for Flow Switch & Water Pump (Signal/Items supplied by others)
- Individual Mains Power Compartments for each Refrigeration Circuit
- Emergency Stop Fitted to Controls Compartment Door
- Circuit Breakers for Protection of all Major Components
- Wired to the Latest European Standards and Codes of Practice

Additional Features Included

- Pump Package - Single Run Pump fitted
- Water Differential Pressure Switch Fitted Across Evaporator
- BMS Interface Card Bacnet RS485
- Regulating Valve
- Fill Point with NRV (Chiller will require filling with glycol premix at 20% -Approx. 60L glycol)
- Factory Fitted 20 Mesh Water Filter
- Expansion Vessel
- EC condenser Fans
- Spring Type Anti-Vibration Mounts (Supplied Loose)
- Extended Chiller Base with Intermediate Heat Exchanger (trace heated) Chiller Dimensions (H x W x L) 2405 x 2200 x 3430 mm
- Commissioning
- 12 months Service & Maintenance Contract

Total Nett Delivered Price to UK Mainland Site, (excl. VAT) for the 1 off DCF013DX-04, all as described above,

£ 31,805.00

AIREDALE
air conditioning for every environment

TURBOCHILL TECHNICAL DATA - MECHANICAL

Construction		
Material		Base: Plain Galvanised Steel Panels: Galvanised Sheet Steel
Colour		Epoxy Baked Powder Paint Light Grey (RAL 7035)
Condenser		
Type		Copper Tube / Aluminium Fins
Face Area (Total)	m^2	25.3
Nominal Airflow	m^3/s	57
Evaporator		
Type		Shell & Tube Flooded Evaporator
Insulation		Class O / UV Stable
Water Volume	(L)	112.074387426016
Fan		
Type		Axial - Sickle Bladed EC Fan
Quantity		10
Diameter	(mm)	800 mm
Maximum Speed	(rpm)	954
Fan Speed Control		EC (Electronically Commutated) Fans
Compressor		
Type		Turbocor Centrifugal
Quantity		2
Capacity Control Type		Variable Frequency Drive For Linear Capacity Modulation
Refrigeration		Single Circuit
Refrigerant Control		Liquid Level Control Valve (LLCV)
Refrigerant Type		R134a
Pre-Charged amount (Total)	(kg)	320
Dimensions/Weights		
Dimensions - H x W x L	(mm)	2600 x 2200 x 5675
Machine	(kg)	4910
Operating	(kg)	5050
Connections		Grooved type Coupling & Pipe Assembly
Evaporator Water Inlet & Outlet	(in)	DN125
Evaporator Water Drain/Bleed	(in)	½"
Water System		
Min. System Water Volume	(l)	1401
Max. System Operating Pressure	Bar	10 Bar

AIREDALE
air conditioning for every environment

TURBOCHILL TECHNICAL DATA - ELECTRICAL

ELECTRICAL DATA		
Unit Data		
Mains Supply	VAC	400 V 3 PH 50 Hz
Max Mains Incoming Cable Size	mm²	Direct to Bus Bar
Rec Mains Fuse Size	A	355
Nominal Run Amps	A	304
i CAUTION **A separately fused, locally isolated, permanent single phase and neutral supply is required for the evaporator trace heating and control circuits**.		
Permanent Supply	VAC	230 V 1 PH 50 Hz
Max Permanent Incoming Cable Size	mm²	4mm² Terminal
Rec Permanent Fuse Size	A	16
Control Circuit	VAC	24V / 230VAC
External Trace Heating		
Available (fitted by others)	W	500
Condenser Fan – Per Fan		
Quantity		10
Full Load Amps	A	3.9
Motor Rating	kW	2.56
Compressor – Per Compressor		
Quantity		2
Motor Rating	kW	87
Nominal Run Amps (1)	A	135
Start Amps (2)	A	2
Type Of Start		Digital Electronic Soft Start

AIREDALE
air conditioning for every environment

TURBOCHILL NOISE DATA

Measurement of Sound	All sound data quoted has been measured in the third-octave band limited values, using a Real Time Analyser calibrated sound intensity meter in accordance with BS EN ISO9614 : 1993. All Sound Power Levels quoted are calculated from measured sound intensity according to BS EN ISO9614 : 1993. Sound Pressure Levels are calculated from sound power using the expanded parallelepiped method according to BS EN ISO11203 : 1996.
Directivity Indicator	The sound measurements quoted in the Global Chiller Sound Level Values table do not incorporate any directivity or denote any sound level heard at any given position surrounding the chiller, rather they represent the total sound levels radiating from the chiller in all directions from source.

Global Chiller Sound Level Values

	Frequency (Hz)							
	dBA	**63**	**125**	**250**	**500**	**1k**	**2k**	**4k**	**8k**
Sound Power	88	92	86	88	84	84	81	75	72

Sound Power Levels calculated from measured sound intensity according to BS EN ISO9614 : 1993
Sound Pressure Levels calculated from sound power using the expanded parallelepiped method according to BS EN ISO11203 :1996
dBA is the overall noise level measured on the A scale
The Sound Pressure data quoted is only valid in free field conditions, where the unit is installed on a reflective base. If the equipment is placed adjacent to a reflective wall, values may vary from those stated, typically increasing by 3dB for each side added.

Weighted Sound Power Level with Directivity :

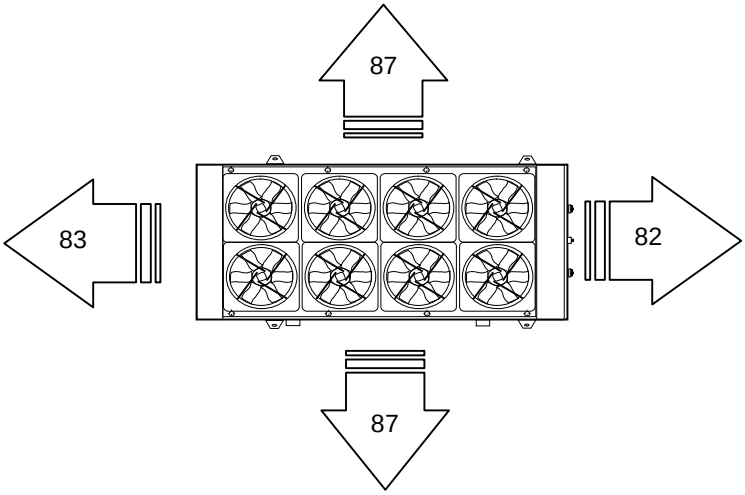

AIREDALE
air conditioning for every environment

TURBOCHILL DIMENSIONS AND WEIGHTS

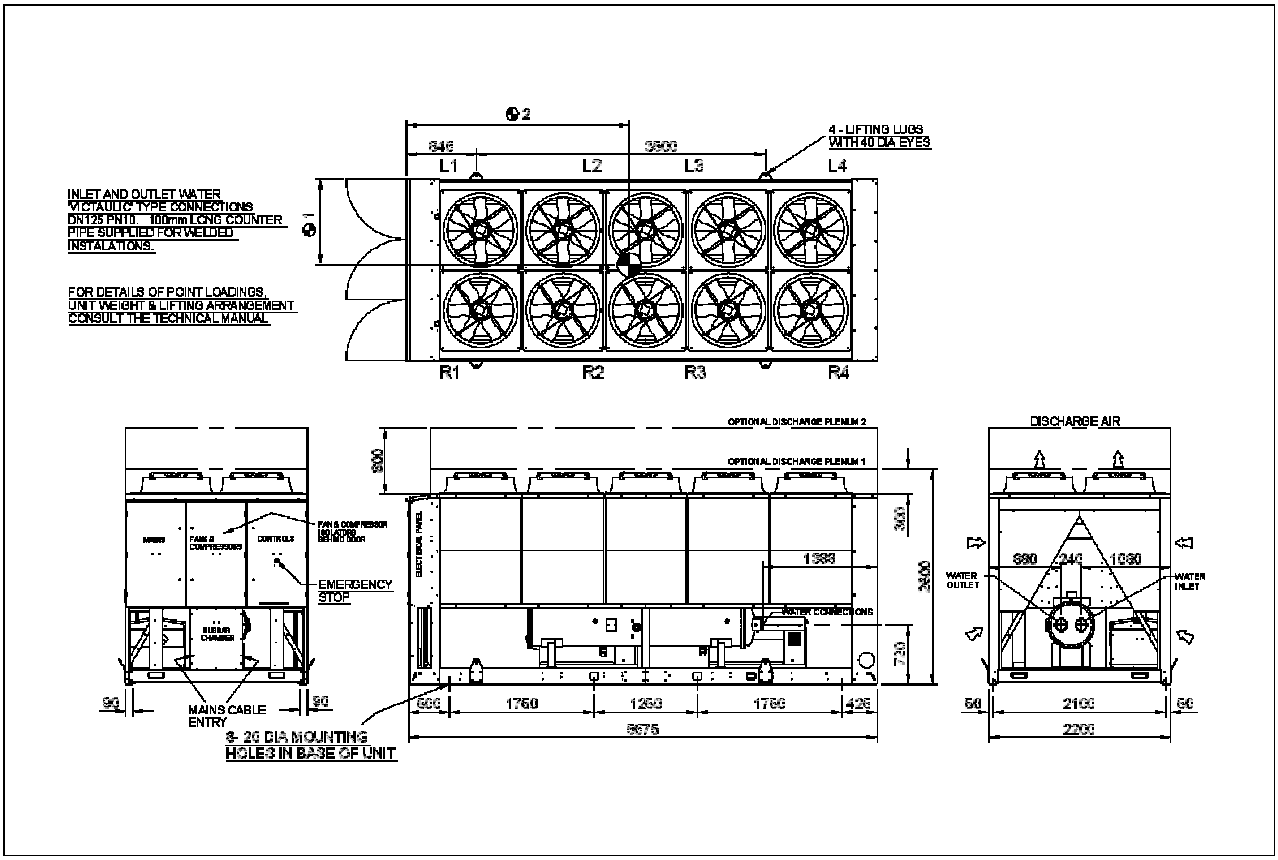

Unspecified Dimensions		Point Loadings	
Centre Of Gravity		L1	585
C of G 1	2790	L2	745
C of G 2	1040	L3	690
		L4	640
		L5	
		L6	
		R1	525
		R2	670
		R3	670
		R4	525
		R5	
		R6	

Please Note:
If the extended water connections option has been selected please refer to Drg. No 6x-xx-xxxx-x

AIREDALE

air conditioning for every environment

AIREDALE DELTACHILL

TECHNICAL DATA		DCF013DX-04ACD0
Duty - Cooling		
Unit Cooling Capacity	(kW)	144.2
Unit Power Input	(kW)	37.1
Unit EER	(-)	3.89
ESEER	(-)	4.22
SEER	(-)	4.10
Nominal Output - Free Cooling	(kW)	132.0
Capacity Steps	(%)	45-100
Minimum Turndown Ratio	(-)	0.45
Dimensions/Weights		
Dimensions - H x W x L	(mm)	2405 x 2200 x 2554
Weight - Machine	(kg)	2145
Weight - Operating	(kg)	2300
Construction		
Material / Colour		Base: Plain Galvanised Steel, Panels: Galvanised Sheet Steel, Epoxy Baked Powder Paint, Light Grey (RAL7035)
Evaporator		
Type		Brazed Plate
Insulation		Class 1
Water Volume	(l)	13.2
Total Maximum Water Flow	(l/s)	8.8
Minimum Water Flow	(l/s)	3.7
Condenser		
Type		Epoxy Coated Aluminium Microchannel & Aluminium Fins
Face Area	(m^2)	2.0
Nominal Airflow	(m^3/s)	21.0
Fan & Motor		
Type		Sickle Bladed Fan
Quantity		4
Diameter	(mm)	800
Maximum Speed	(rpm)	986
Compressor		
Type		Single + Single
Quantity		2
Oil Charge Volume	(l)	1 x 6.7 + 1 x 6.7
Oil Type		Polyol Ester
Refrigeration		
Refrigeration Control		Electronic Expansion Valve (EEV)
Refrigerant Precharged		R410A
Refrigerant Charge (Total)	(kg)	13 + 14
Connections		Grooved Terminations
Water Inlet / Outlet - Unit		DN80
Evaporator Water Drain/Bleed	(in)	1/2
Water System		
Total internal water volume :	(l)	155
Min System Water Content	(l)	1157
Maximum Operating Pressure	(bar)	10
Standard Head Pump (Single or Run/Standby		
Total External Static Available	(kPa)	178.6
Pump Operating Speed	(%)	100.0
Pump Input Power	(kW)	2.7

Machine and operating weights are inclusive of options

EER is the cooling duty/compressor input power+fan input power

Nominal free cooling based on design inlet temperature of 16°C and an ambient temperature of 3°C.

Expansion vessel may require reselecting for glycol and system volume, please refer to Airedale

AIREDALE
air conditioning for every environment

AIREDALE DELTACHILL

NOISE DATA

Measurement of Sound	All sound data quoted has been measured in the third-octave band limited values, using a Real Time Analyser calibrated sound intensity meter in accordance with BS EN ISO9614 Part 1 : 1995. The Global sound data quoted is valid for noise omitted in the horizontal plane in all directions. All Sound Power Levels quoted are calculated from measured sound intensity according to BS EN ISO9614 Part 1 : 1995. Sound Pressure Levels are calculated from sound power using the expanded parallelepiped method according to BS EN ISO11203 : 1996.
Sound Directivity	The Global sound measurements quoted in the following tables do not incorporate any directivity or denote any sound level heard at any given position surrounding the chiller, rather they represent the total sound level radiating from the chiller in all directions in the horizontal plane from source.

Global Chiller Sound Level Values

	Frequency (Hz)							
	63	**125**	**250**	**500**	**1k**	**2k**	**4k**	**8k**
Sound Power (dB)	89.6	74.3	73.1	82.1	82.3	71.1	69.2	67.5
Sound Pressure @ 10m (dB)	57.5	42.2	41.0	50.0	50.2	39.0	37.2	35.4

Total Sound Power	(dBA)	84.6
Total Sound Pressure @ 10m	(dBA)	52.5

dB(A) is the overall sound level, measured on the A scale.
All sound data measured at nominal conditions: water in/out 15/10°C at 35°C ambient.
Figures based on standard unit, for units fitted with optional pump packages, please contact Airedale.

Specific Directional Sound Power Levels

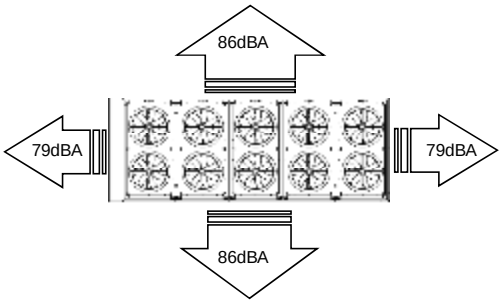

AIREDALE
air conditioning for every environment

AIREDALE DELTACHILL

ELECTRICAL DATA		DCF013DX-04ACD0
Unit Data		
Nominal Run Amps	(A)	86
Maximum Start Amps	(A)	313
CAUTION		**A separately fused, locally isolated, permanent single phase and neutral supply is required for the compressor sump heater, evaporator trace heating and control**
Mains Supply	(VAC)	400 V 3 PH 50 Hz
Recommended Mains Fuse Size	(A)	125
Maximum Mains Incoming Cable Size	(mm^2)	Direct to Bus Bar
Permanent Supply	(VAC)	230 V 1 PH 50 Hz
Recommended Permanent Fuse Size	(A)	16
Maximum Permanent Incoming Cable Size	(mm^2)	4 mm^2
Control Circuit	(VAC)	24V/230VAC
Evaporator		
Pad Heater Rating	(W)	80
Additional terminals are provided to feed external trace heating where required. Maximum power is 500 Watts at 240/1/50Hz.		
Condenser Fan - Per Fan		
Quantity	(-)	4
Maximum Motor Power Input	(kW)	2.2
Full Load Amps	(A)	3.4
Locked Rotor Amps	(A)	N/A
Compressor - Per Compressor		
Nominal Run Amps	(A)	33.0 / 43.1
Quantity	(-)	2
Motor Rating	(kW)	18.8 / 24.0
Sump Heater Rating	(W)	75
Start Amps (2)	(A)	215 / 260
Type Of Start		Direct on line
Optional Extras		
Power Factor Correction		
Nominal Run Amps	(A)	75
Maximum Start Amps	(A)	306
Compressor Nominal Run Amps - Per Compress	(A)	28.5 / 36.5
Reactive Power Reduction / Saving	(kVAr)	N/A
Recommended Mains Fuse	(A)	125
Electronic Soft Start		
Nominal Run Amps	(A)	86
Maximum Start Amps	(A)	199
Recommended Mains Fuse	(A)	125
Power Factor Correction & Electronic Soft Start		
Nominal Run Amps	(A)	75
Maximum Start Amps	(A)	195
Compressor Nominal Run Amps - Per Compress	(A)	28.5 / 36.5
Recommended Mains Fuse	(A)	125
Standard Head Pump (Single or Run/Standby		
Pump Full Load Amps	(A)	6.6
Unit Nominal Run Amps	(A)	93
Recommended Mains Fuse Size	(A)	125
Motor Rating	(kW)	3.0

AIREDALE
air conditioning for every environment

WITHOUT EXTENDED SKID

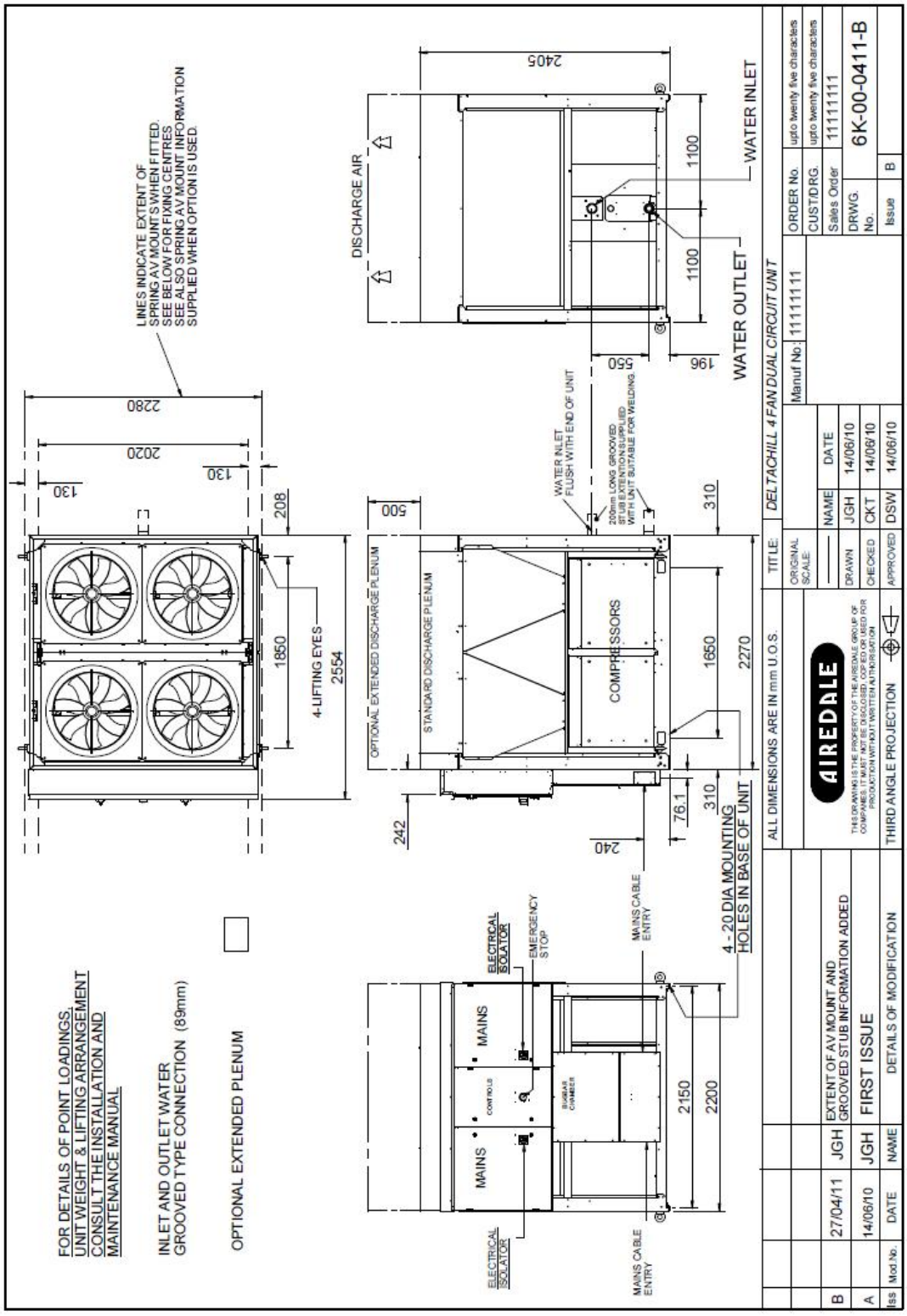

AIREDALE
air conditioning for every environment

COMMISSIONING (CHILLERS ONLY)

Commissioning is dependant on completion of the chillers installation by others, which should include connection, filling, bleeding and balancing of the chilled water system, correct connection and availability of all electrical power supplies, including controls and sensors supplied by others thus ensuring that the chiller is available for immediate start,

Note: . If due to delays caused by others resulting in additional man/days being required to complete the units commissioning, we reserve the right to increase our charges accordingly.

DELIVERY.

1. Based on present factory loading the anticipated lead time will be approx. 8-10 working weeks from confirmation of order number/credit approval and full manufacturing details. Please note that this lead time is given as a guide only and should be checked prior to placement of order.
2. Delivery would be a single consignment to a UK mainland site kerbside during normal working hours. Lifting, off loading and positioning of equipment to be provided by others.
3. The following delivery services are available at additional cost upon request, please contact Airedale: HIAB Facility, Out Of Hours, Weekend, Timed or Split Delivery

SPECIFICATION.

All equipment will be manufactured to **Airedale's** standard specifications (unless otherwise stated in our proposal). Please see latest relevant technical manual.

TECHNICAL DATA.

Please note that whilst Airedale endeavours to ensure that the information is correct and fairly stated, due to our continual development policy, we reserve the right to amend this information without due notice.

UNIT PERFORMANCE.

To prevent miss-application of equipment, please confirm with order if design conditions are other than standard 'Eurovent Rating' point (highlighted)/those stated on your enquiry. Failure to do so may lead to invalidated warranty.

TERMS & CONDITIONS.

These conditions will take precedence over any conditions supplied.

1. Airedale standard terms and conditions of sale will apply; a full copy of which is available upon request. Standard payment terms, for approved accounts, are strictly nett monthly unless agreed otherwise.
2. For non-approved accounts, payment should be made by 'Pro-forma' invoice 5 working days before delivery date. Written acceptance of 'Pro-forma' invoice conditions is required before an order is fully processed.
3. If delivery of the completed equipment is delayed at the customers request, the goods will be invoiced on the initially agreed/requested despatch date and payment will be required in accordance with Airedales standard terms.
4. The foregoing prices do not include:
    a. VAT, which will be applied at the rate ruling at date of invoice.
    b. Commissioning (unless otherwise stated and quoted separately)
    c. Installation and chilled water/refrigeration pipework etc. to be carried out by others.
    d. Building management system wiring and external control systems.
    e. Mains and interconnecting site wiring.
    f. Builders work, including all structural surveys etc.

DAMAGES, RETENTIONS AND BONDS.

For avoidance of any doubt we do not accept liquidated and/or ascertained damages, retention’s or performance bonds.

CANCELLATION.

No order which has been placed with the Company may be cancelled by the Purchaser except with the agreement, in writing, of the Company and on terms that the Purchaser shall indemnify the Company in full against all loss, costs (including the cost of all labour and materials used), damages, charges and expenses incurred by the Company as a result of cancellation.

PRICES.

The foregoing prices are for supply only of equipment and as such do not include for installation. Our offer is based on the quantity of equipment requested and should this vary we reserve the right to requote accordingly.

ORDER DIRECT FAX LINE.
To allow us to provide a better service, please fax any orders direct to our 'Sales Order Processing Department' on, 0113 250 6879 and not our normal fax number (as stated above). Please note that this fax number should **only** be used for orders.

VALIDITY.
This quotation is valid for a period of 60 days from date hereon, and thereafter subject to re-submittal (upon request). We reserve the right to amend prices for equipment where the ex-factory delivery date is greater than 3 months from the order date.

QUALITY ASSURANCE.
Airedale International Air Conditioning Limited is a British Standard Quality Assurance registered company, conforming to BS EN ISO 9001:2001.

WARRANTY (INDOOR UNITS ONLY)
The equipment carries Airedale's standard warranty for a period of **24 months** from the date of despatch or of invoice which ever is the sooner in respect of non-consumable **parts only** and does not include for the cost of labour incurred during the investigation and/or replacement of a defective item.

Warranty is only valid in the event that:
1. The equipment is serviced & maintained by Airedale or an approved Airedale company in accordance with the Installation & Maintenance manual provided, during the Warranty Period.
2. Commissioning is carried out by Airedale or an approved Airedale company.
3. Commissioning documents have been completed and returned to Airedale within 14 days of the date of commissioning.

To be read in conjunction with the Airedale Conditions of Sale - Warranty and Warranty Procedure, available upon request.

PARTS & LABOUR WARRANTY (CHILLERS ONLY)
The equipment carries Airedale's standard **Parts** (non consumable) **& Labour** warranty for a period of **12 months** from the date of commissioning or **18 months** from the date of despatch, which ever is the sooner. Commissioning will be carried out by Airedale or an approved Airedale company.

Warranty is only valid in the event that:
1. The equipment is properly protected & serviced in the period between delivery and commissioning.
2. The equipment is serviced & maintained by Airedale or an approved Airedale company in accordance with the Installation & Maintenance manual provided, during the Warranty Period.
3. Commissioning is carried out by Airedale or an approved Airedale company.
4. Commissioning documents have been completed and returned to Airedale within 14 days of the date of commissioning.

In the event of a problem being reported and a request for Airedale Service to attend site, a written instruction and covering order number will be requested. If the nature or cause of the problem is diagnosed or found outside of the warranty cover, our standard charges will apply. If the problem is due to a component failure; Airedale will cover the full cost of rectification excluding costs of any specialist access or lifting equipment.

The warranty terms included in this quotation supersede warranty terms included within any other Airedale document. However the remaining terms and conditions set out in the Airedale standard Conditions of Sales - Warranty section remain unchanged. Full warranty procedure is available on request.

Chillerguard Maintenance cover

Chillerguard Contract includes:

- Three maintenance inspection visits during first year;
- All travel and mileage expenses related to the maintenance visits;
- All cleaning fluids, lubricants required for the maintenance.
- All parts during the contract period;
- All costs related to service call-outs and repairs during the contract period;
- All refrigerant (if applicable).

The Airedale International Air Conditioning CHILLERGUARD® GOLD Contract excludes:

- Any problem not attributable to the unit.
- Any interconnecting pipework.
- The cost of specialist lift & shift or craneage in the movement of large components (typically exceeding 50kg or where building design prevents any large components to be replaced). Airedale service can provide this service via a sub-contractor if required

Call-Out Response Time

Our standard response time for the most of England & Wales is twenty-four hours. Under the contract we would guarantee to have an engineer on site within twenty-four hours of receiving a call-out. This can be reduced with the following contract upgrades (only in areas agreed by Airedale Service):

Guaranteed EIGHT hour call-out response:	+10% of contract value
Guaranteed FOUR hour call-out response:	+20% of contract value