Typical planting details

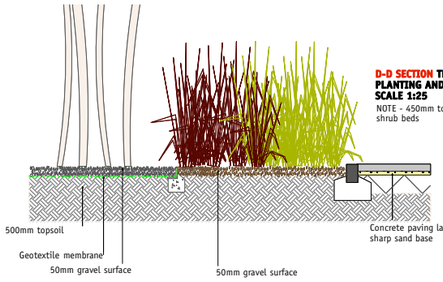

D-D SECTION THROUGH FOOTPATH & PLANTING AND SHRUB PLANTING
SCALE 1:25

NOTE - 450mm topsoil to shrub beds

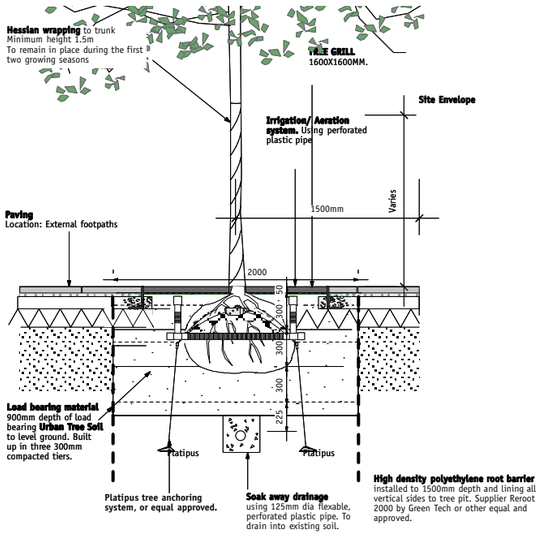

Tree Pit Detail: Semi Mature Trees within Urban Tree Soil
Location: Trees within tree grill
Scale 1:25

Site Plan (1:400 scale)

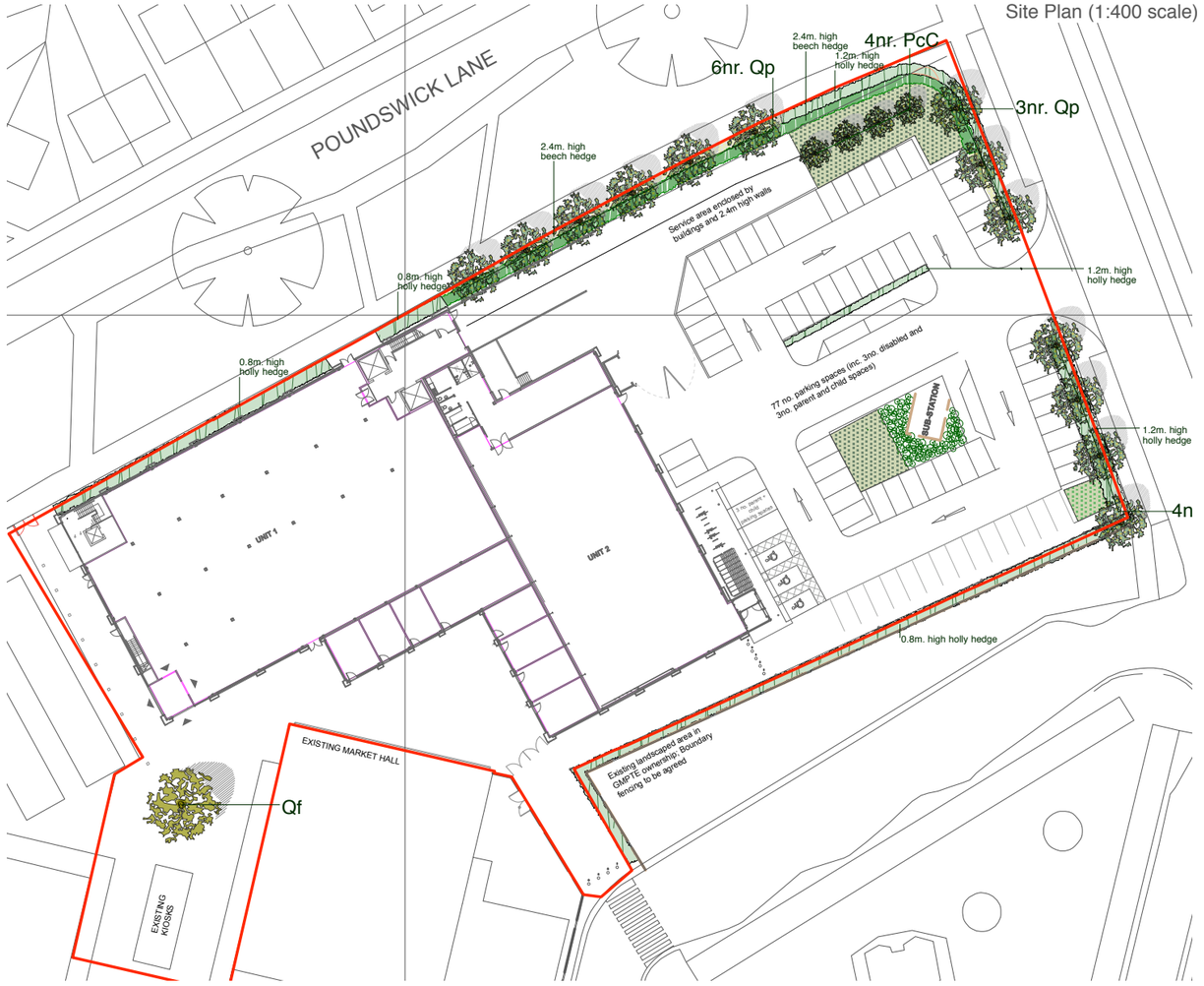

Softworks Plan (scale 1:400)

this drawing is copyright and may not be reproduced in whole or part without written authority
do not scale off this drawing

SOFTWORKS

- **Proposed Semi-mature Feature Tree**
  Quercus frainetto
  35-40cm girth, rootballed, 8m height, crownlifted to 3.0m
  (planted into min. 2000 x 2000 x 1500mm tree pit with root barrier)
- **Street Tree Planting**
  location: to car park area and Rowlandsway
  Quercus palustris, 20-25cm girth, rootballed, 4.5m min. height, crowtifted to 2m (planted in min 1500x1500x900mm tree pit with root barrier
- **Instant formal hedging (medium height)**
  Ilex aquifolium 'Limsii' - square clipped to height as specified on the plan
  location: to Poundswick Lane Boundary, Rowlandsway Boundary & Existing Bus Station Boundary
- **Instant formal hedging (high height) - Fagus sylvatica - square clipped to 2.4m height**
  location: to Corner of Poundswick Lane & Rowlandsway
- **Shrub planting - to car park and adjacent to pedestrian route; for details on mix refer to planting schedule**
- **Birch grove - to car park and adjacent to pedestrian route; betula pendula set into gravel bed; refer to planting specification for further details**
- **Birch grove - to car park and adjacent to pedestrian route; betula pendula set into gravel bed; refer to planting specification for further details**

MISCELLANEOUS

- **RED LINE PLANNING BOUNDARY**

Planting Notes:

1. Plant handling at the nursery, and during transit up to delivery , shall be in accordance with 'Plant Handling' the booklet published by the Committee for Pl Supply and Establishment (CPSE). The contractor shall comply with clauses 3 & 4 of the above booklet (obtained from the Horticulture Trades Association) which refers to the receipt, unloading and temporary storage of plants.

2. Plants shall be first class examples of their species or variety, free from all pe and diseases with good fibrous root systems and materially undamaged. (Refer t relevant sections of BS3936 Parts 1-4 'Specification of Nursery Stock').

3. All planting is to be in general compliance with BS4428: 1989 'Code of Practi for general landscape operations (excluding hard surfaces)'.

4. All trees are to be staked and underground guyed using an approved guying system

5. One number 80litre bag of tree planting compost (non peat based) is to be incorporated into:
i) Each Extra Heavy Standard
ii)Heavy Standard tree
Compost must be thoroughly mixed with excavated (or imported) topsoil. Trees shall be planted in tree pits large enough to accommodate tree roots when fully spread.
Semi-standard feature tree to be planted into urban tree soil, as shown on the detail.

6. The contractor must ascertain for himself the exact location of any underground services and maintenance points.

7. All areas of ornamental planting are to be mulched to consolidated depth of 50mm using medium grade tree bark.

8. At the time of planting areas will be covered by an approved depth of topsoil:
i) Topsoil to planting areas to be 450mm deep
ii) 1500mm depth of urban tree soil to feature square tree pit
ii) 900mm depth premium grade top soil to tree pits delineating boundary

9. Water as necessary to ensure the establishment and continued thriving of plants and trees.

10. Carry out all work when soil and weather conditions are suitable. Do not plant during periods of frost or strong winds. Plant only during the following periods:-
- Bare root deciduous trees and shrubs: Late October to late March
- Container grown plants: At any time if ground water and weather conditions are favourable.
Ensure that adequate watering and weed control is available.

1. Maintenance is to be carried out on a monthly basis (12nr annual visits) At each visit the following operations are to be carried out:
a- Check and firm all planted material. Also check materials after stormy or windy conditions.
b- Check for pests and diseases and treat appropriately
c- Remove all weeds and unwanted material via a combination of chemical and hand weeding operations
d- Pick up all litter and remove all arisings from site
e- Sweep all paths and roadways and dispose off site
f- Remove any dead material from site
g- Water as necessary to ensure the continuing health of all plants

2. Carry out the following operations every 6 months:
a- Apply an approved fertiliser to all planted material during spring and autumn
b- Trim all hedges in spring and autumn and remove arisings from site. Final height for clipped formal hedges as specified on PL875.107. Hand trim around trees to avoid damage to bark

3. Carry out the following operations annually:
a- During autum or following flowering prune all cornus shrubs in accordance with good horticultural practice, to achieve mass of long stems radiating from the base
b- Top up all areas of bark mulch to a consolidated depth of 50mm
c- Replace any material which has failed over the previous 12 months. All replacements are to be of equal specification as the original and the replacements schedule is to be agreed with the CA prior to implementation. Any deviation from the species list must be agreed with the CA.

This maintenance programme is to be implemented for a five year period.

Plant Schedule

Tree Planting							
No./%	Code	Species	Size/Habit	Height (mm)	Pot Size	Density	Location
1	Qf	Quercus frainetto	35-40 cm girth with 3m clear stem	8000+	wire rootballed	specimen	to Feature square
4	PcC	Pyrus calleryana 'Chanticleer'	20-25 cm girth with 2.5m clear stem	specimen trees	wire rootballed	as shown	to Car Park
13	Qp	Quercus palustris	30-35cm girth with 2.5m clear stem	specimen trees	wire rootballed	as shown	to Rowlandsway
Hedge Planting							
	Fs	Fagus sylvatica	Instant hedging -feathered to base	2400-2600 min	RB	1/lin.m	to Car Park boundary
	Ia	Ilex aquifolium 'LImsii'	Instant hedging	1500 - 2000 min	RB	2/lin.m	to Car Park
Birch Grove							
	BuJ	Betula utilis 'Jaquemontii'	X/1/0	100 - 125 min	rootballed	1.0m c/c	to car park and pedestrian path
Ground Cover							
	Pt	Pachysandra terminalis	Several shoots	150 - 200D min	2L C	0.5m c/c	to Car Park
Shrub Mix 1 (50%/50% ratio mix; swathe planting to allow for colour gradient change)							
Shrubs:	CsF	Cornus stolonifera 'Flaviramea'	Branched with 4 breaks	600 - 800 min	3L C	0.5m c/c	to Car Park
	CaK	Cornus alba 'Kesselringii'	Branched with 4 breaks	400 - 600 min	3L C	0.5m c/c	to Car Park
Bulbs:		Galanthus nivalis	-	-	5/6 grade	40/sq. m.	to Car Park

PRECEDENT IMAGES -
illustrative purposes only

Birch grove - forced growth of native betula pendula combines with contrasting stem colours of cornus shrubs



Specimen Tree Precedents - Gleditsia triancanthos 'Skyline'



Quercus palustris



Pyrus calleryana 'Chanticleer'



Instant hedging - holly and beech



10 cecil road hale cheshire wa15 9pa
t: +44(0)161 928 9281 f: +44(0)161 928 9284
e: mail@planit-ie.com w: www.planit-ie.com

planit
ecological consultants

project	whythenshaw office development
dwg title	landscape proposals - general arrangement softworks
dwg no.	PL875.GA.100.07
revision	B
scale	1:400@a1
status	planning
drawn	lh
apprd.	lh

revision record:

rev:	date	amendments	drawn
B	19.09.08	amendments re planning comments	lh
A	12.09.08	amendments re MDM comments	lh