

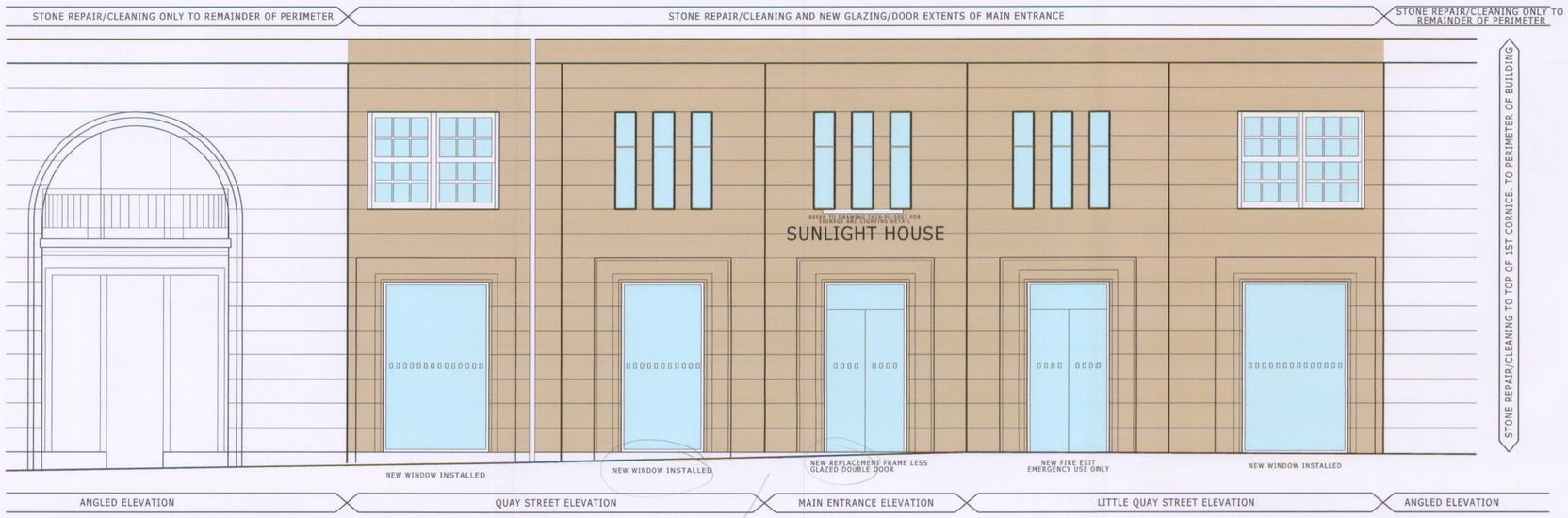

PROPOSED MAIN ENTRANCE ELEVATION

? SPEC / DETAIL.

EXTERNAL SPECIFICATION :

DOORS : ALL EXISTING MAIN ENTRANCE DOORS TO BE REMOVED AND NEW AUTOMATIC ENTRANCE DOORS & WINDOWS INSTALLED AS SHOWN ON DWG No : 3419 PL 1001

NEW REPLACEMENT WINDOWS TO BE METAL FRAMED DOUBLE GLAZED UNITS TO "MATCH" EXISTING UPPER FLOOR WINDOWS ON SAME ELEVATION. FRAMES TO BE MINIMAL IN SIZE AND ALL TO SPECIALIST DESIGN & DETAIL.

NEW ENTRANCE DOORS TO BE FRAMELESS GLASS, METAL FRAME SURROUND ONLY AT JUNCTION WITH EXISTING STRUCTURAL OPENING : AS DRAWN TO BE ELECTRICALLY POWERED WITH PUSH BUTTON ENTRY AND EXIT WITH LOCK OVERRIDE LINKED TO FIRE ALARM.
ALL NEW FIRE ESCAPES TO HAVE PANIC RELEASE SYSTEM INTERNALLY.

MANIFESTATION OF GLAZING & DOORS TO BE IN ACCORDANCE WITH BUILDING REGULATIONS APPROVED DOCUMENT PART N.

ALL NEW GLAZING TO BE LOW EMISIVITY TOUGHENED. TO ACHIEVE 2.2 W/M² K U VALUE.

BOTH SECONDARY SIDE ENTRANCE DOORS RETAINED. ROTATING DOOR REMOVED & NEW DOOR INSTALLED IN EXISTING CENTRAL OPENING. TO MATCH EXISTING DOORS CHROME FINISH & DESIGN.

EXTERNAL SPECIFICATION :

SIGNAGE : EXISTING "SUNLIGHT HOUSE" SIGN REMOVED AND NEW FLAT CUT BRONZE LETTERING INSTALLED WITH LOCATOR FIXINGS APPROX 30mm. TROUGH LIGHTING ABOVE. AS PER SPECIALIST DESIGN. EXACT HEIGHT AND FONT TBC

STONE WORK : ALL STONEWORK TO BE THOROUGHLY CLEANED USING THE "DOFF" OR "105" SYSTEM WHICH USES A COMBINATION OF HEAT AND PRESSURE TO CUT THROUGH AND REMOVE UNWANTED MATTER WITHOUT ERODING THE UNDERLYING SURFACE.

PROTECTIVE SEALANT APPLIED TO FULL PERIMETER OF BUILDING UP TO 1ST CORNICE LEVEL AS SHOWN. ALL WORK TO SPECIALISTS RECOMMENDATIONS. TBC

ALL SHUTTERS TO BE REMOVED FROM BOTH ENTRANCES AND STONEWORK REPAIRED/MADE GOOD.

CASING WHICH HOUSED SHUTTERS ON SECONDARY ENTRANCE TO BE REMOVED AND NEW GLAZING INSTALLED : TBC.

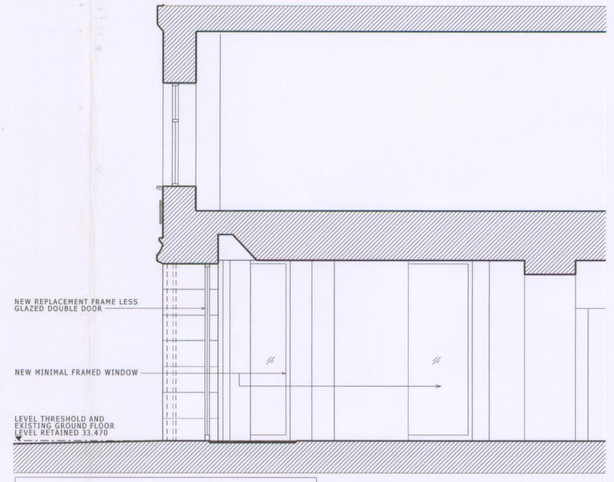

PROPOSED CROSS SECTION AA
(Refer to drawing 3419-PL-1001 for plan)

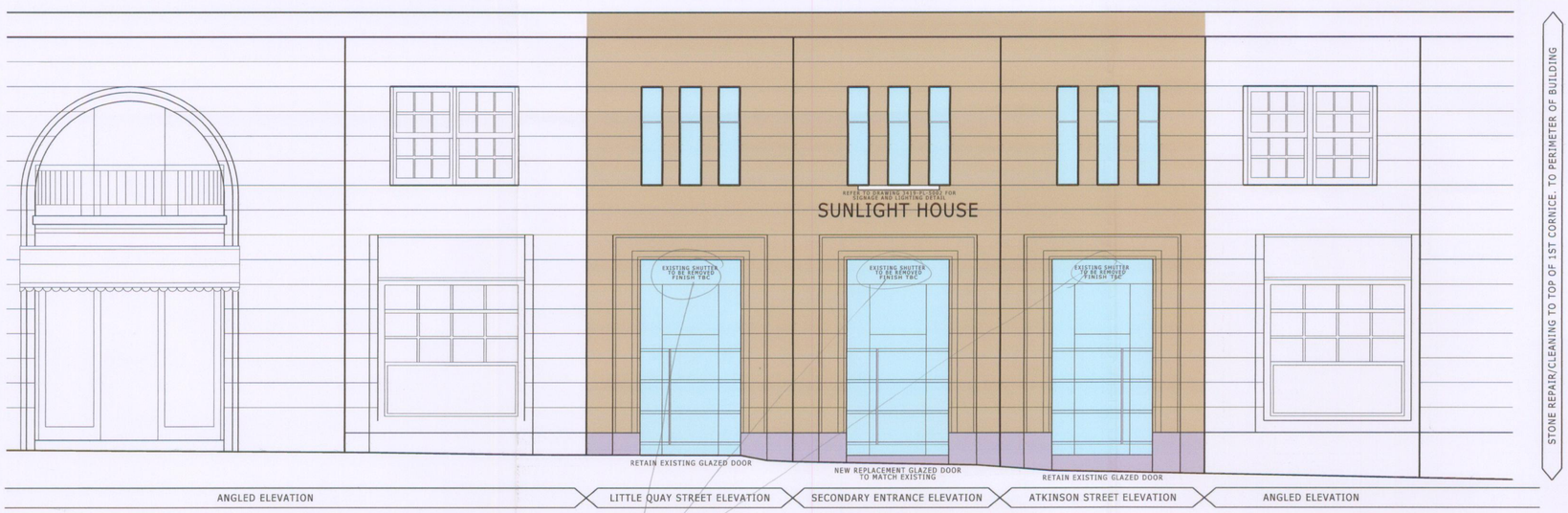

PROPOSED SECONDARY ENTRANCE ELEVATION

? GLASS.

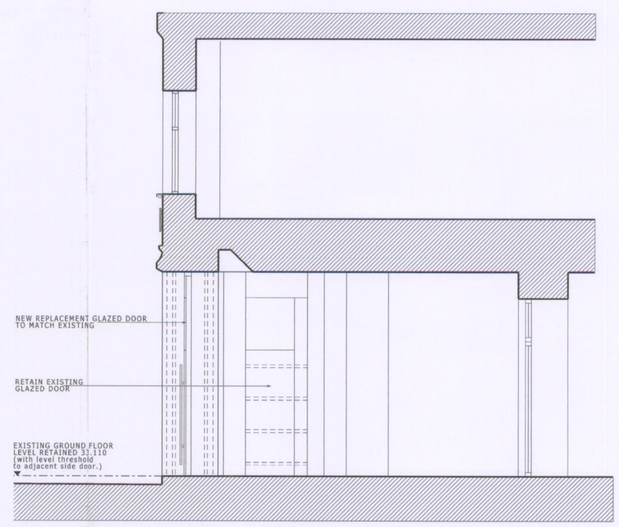

PROPOSED CROSS SECTION BB
(Refer to drawing 3419-PL-1003 for plan)

PLANNING
ACK'D
REPLIED
RECD 16 APR 2008
M
M
M
FOR ACTION

A. Omitted timber framing from Main Reception Windows. New glazing to have minimal frame. All as per Conservation & Planning departments recommendations. ALS 20/03/08
REV. DESCRIPTION INITIALS/DATE

JOB NAME
Warner Est.
SUNLIGHT HOUSE
85 Quay Street
Manchester M60 3JA

STATUS
planning

DRAWING TITLE
PROPOSED ELEVATIONS

DATE NOV07 SHEET BY als SCALE 1:50@A1

JOB NO. 3419 PL DRAWING NUMBER 5001 REV A

DwgNo.3419-PL-5001 -

DLG Architects
Marshall Mill
Marshall Street
Leeds LS11 9YJ

t +44(0)113 3946 900
f +44(0)113 3946 901
leeds@dlgarchitects.com

dlgarchitects.com

This drawing is protected by copyright and must not be copied or reproduced without the written consent of Damond Lock Grabowski and [Company Limited] [Partners]