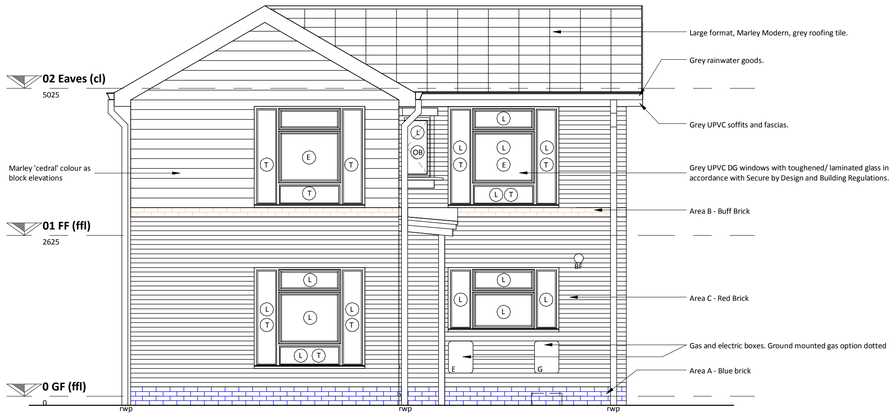

Front Elevation 1:50



Rear Elevation 1:50

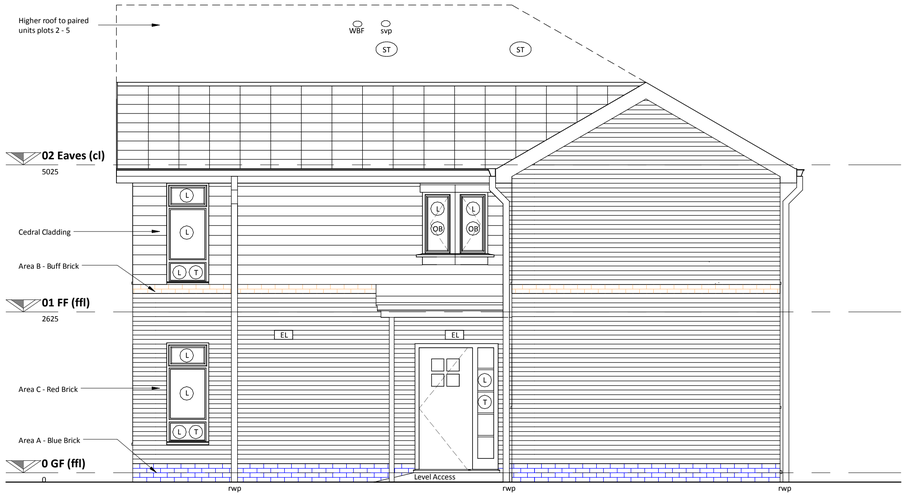

Return Elevation 1:50

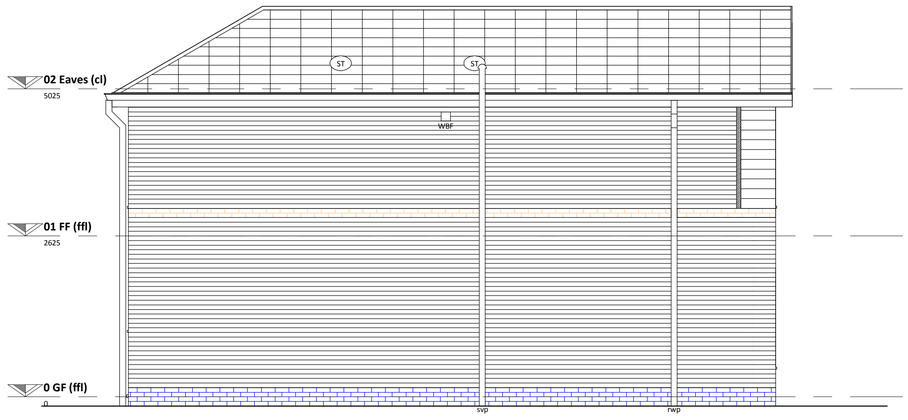

Gable Elevation 1:50

Plots 1 & 6 only

DO NOT SCALE FROM THIS DRAWING
ALL DIMENSIONS MUST BE CHECKED ON SITE BY CONTRACTOR PRIOR TO CONSTRUCTION

A	Alarm Box
EL	External Light
WBF	Wall Bathroom Fan
WKF	Wall Kitchen Fan
CBF	Ceiling Mounted Bathroom Fan
BF	Boiler Flue
SVP	Soil Vent Pipe
RWP	Rainwater Pipe
E	Electric Meter Box
G	Gas Meter Box
ST	Sun Tube
LF	Lead Flashing
L	Glazing with laminated glass outer leaf
T	Glazing with toughened glass outer leaf
OB	Glazing with obscured glass to non-habitable rooms
E	Egress windows to have an unobstructed openable area that is at least .033m2 and at least 750mm high and 450mm wide. The bottom of the openable area should be not more than 1100mm above the floor.

Blocks shown to nominal flat external ground level. See levels drawing and street elevations for actual external relationships.

BT risers not shown.

All fans / boiler outlets etc. must align with door/window heads horizontally and where items occur vertically one above the other they must align vertically. Fan casings externally to be coloured grey.

All external fascia, bargeboards, soffits, fan casings etc to be white. Colour samples to be provided for co-ordination to match windows and door frames.

Meter boxes for gas and electric to be white.

Door colours to be advised.

Gutters, rainwater pipes and SVP to be black / grey subject to discussion with planners / SBD

Rev	Date	Int	Description
A	09.05.13	JC	Windows altered. Notes added.

Bernard Taylor Partnership ARCHITECTS

Client:
MOSSCARE HOUSING LTD

Project:
Bowes Street Infill Sites
Caythorpe Street

Description:
5P3B House Type
Elevations

Drawn By:	Checked By:	Date:	Scale @ A1:
JC	Checker	03/13/13	1 : 50

Job No:	Drawing No:	Rev:
2562-S1	105	A

Elizabeth House, 486 Didsbury Road, Heaton Mersey, Stockport, SK4 3BS
t 0161 443 1221 f 0161 442 1672 e info@bernardtaylor.co.uk
www.bernardtaylor.co.uk