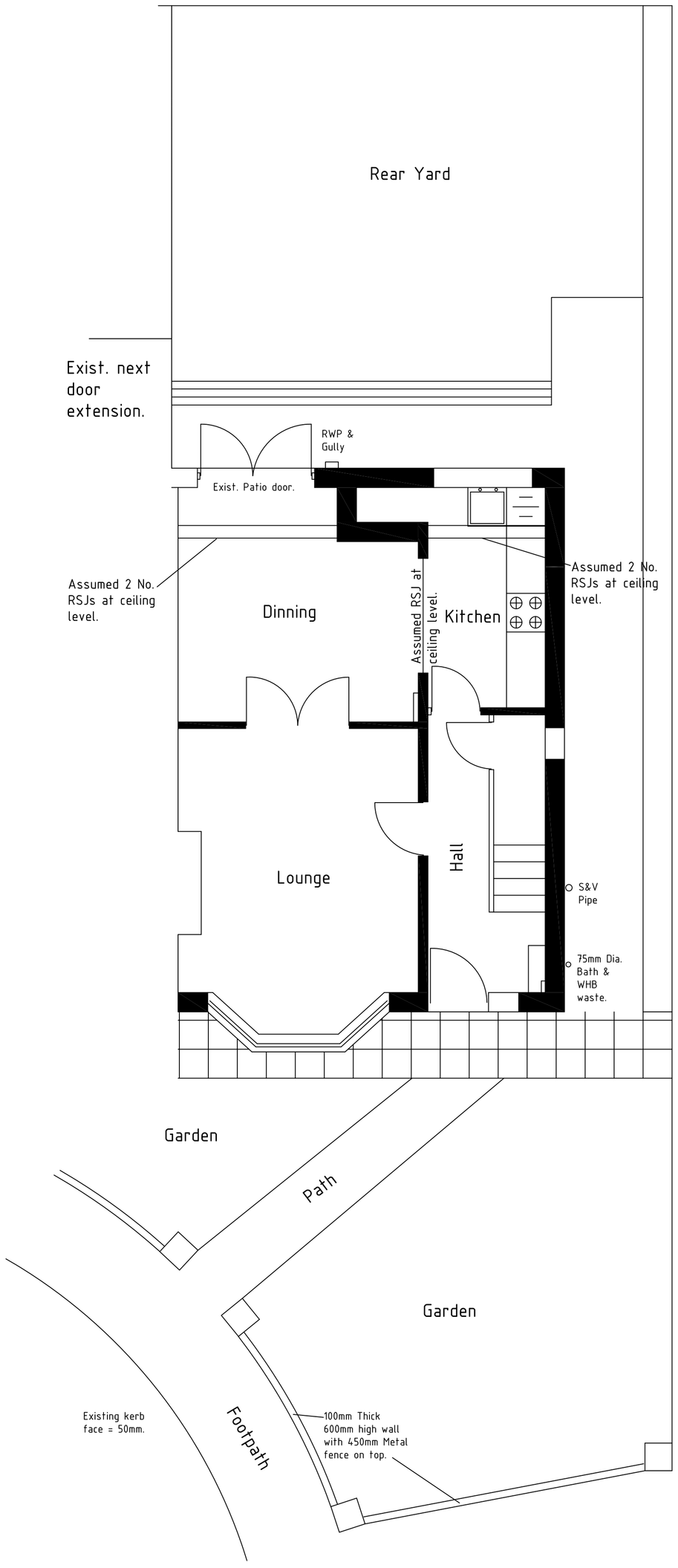

Exist. Ground Floor Plan

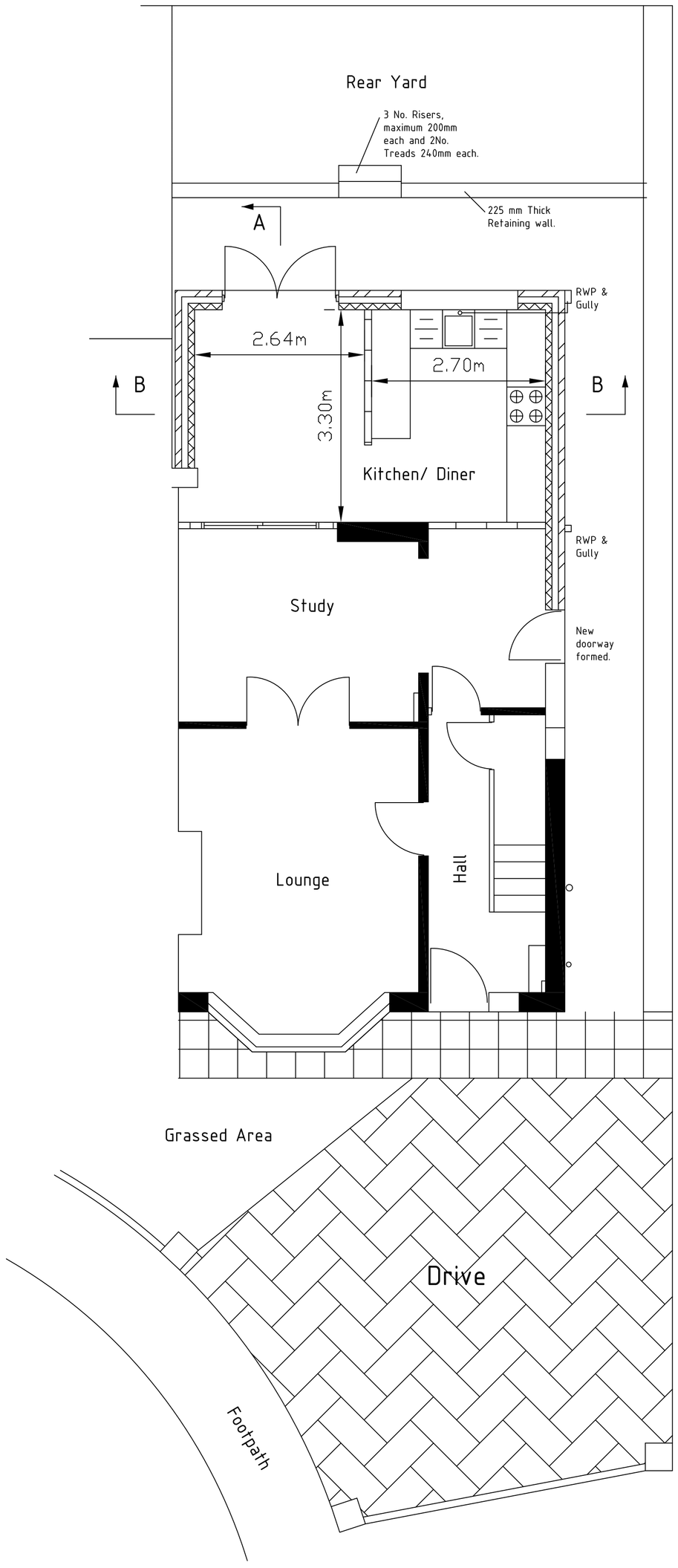

Proposed Ground Floor Plan

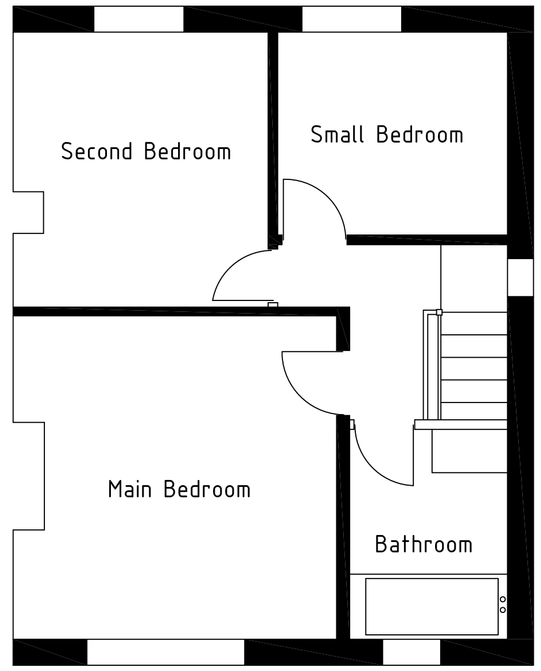

Exist. First Floor Plan

Construction of drive way
50mm Thick open jointed block pavings
on 50mm gravel
on 200mm thick open graded aggregate sub-base (no fines)
on permeable geotextile membrane
on existing sub-grade.

NOTES

1. Do not scale from this drawing.
2. The Contractor must check all dimensions on site prior to starting any works.
3. All new brickwork to match and bond existing. The proposed walls to achieve "U" value of 0.28W/m2K.
4. New external walls to be 3000mm thick, consisting of 100mm brickwork outer leaf, 100mm cavity with drytherm or similar insulation to inner leaf, and 100mm thermolite or similar blocks to inner leaf.
5. Internal face of inner leaf to have 10mm plaster & skim.
6. Stainless steel double trinangular wall ties at 750mm horizontal & 450mm vertical centres. Ties at reveals to be at 300mm centres.
7. All new cavities to be suitably closed and protected by DPC.
8. Catnic or similar lintols to be provided over the new door & window openings.
9. Minimum bearing to any beam or lintol to be 150mm.
10. Any drains within the building to be protected by 150mm concrete.
11. Foundations within 1.0metre of any drains to be taken down to invert level.
12. 6mm M.S. straps to span 3 joists to be used to fix the roof to the walls.
13. 38mm Sink waste to discharge into the proposed gully.
14. All drain/sewer pipes below ground shall be a minimum of 100mm diameter.
15. Proposed window to Kitchen to be a 1.81x1.073m high ($1/_{20}$th floor area to open).
16. Proposed study to be fitted with 1.80m wide patio doors.
17. New window assembly to achieve "U" value of 1.8W/m2K and have argon gas filled cavities.
18. The kitchen to be fitted with an extractor fan of 30 l/s adjacent to hob, or 60l/s elsewhere.
19. All electrical work to be undertaken by a competent person and a completion certificate must be produced to the Local Authority Building Inspector.
20. All gas works to be undertaken by a trained person on "Safe Gas Register".
21. All new heating appliances to be fitted with independent thermostatic control valves.

Notes continued on sheet 2 of 2

No	DATE	DRAWN	REV'D ENG.	AMENDMENT
P1				

CLIENT: Ms. Javeria Khan

PROJECT: 11 Edson Road, Crumpsall, Manchester M8 4WF

DRAFTER:

ENGINEER: A. Ul-Haq

TITLE: Proposed Single Storey Rear Extension and Drive-way at the Front of the House. Plans. Sheet 1 of 2

SCALE	DRAWING No.	DATE	AMDT
1:50	2013/01/01	Jan. 2013	

0 1 2 3 4 5 6 7 8 9 10 11 12 13 14 15 cm

FULL SIZE ON ORIGINAL

A1