MANCHESTER 1824

The University of Manchester

PROJECT NUMBER 5822

WHITWORTH HALL: CREATION OF TOILET FACILITIES

LISTED BUILDING APPLICATION STATEMENT INCORPORATING SUMMARY STATEMENT OF SIGNIFICANCE

MARCH 2013



Contents

1.0 Context
1.0.1 Introduction

1.1 Location

1.2 Existing Building
1.2.1 General

1.3 Exterior
1.3.1 Oxford Street (east) Façade
1.3.2 South Façade

1.4 Interior
1.4.1 Ground Floor
1.4.2 The Staircase Hall
1.4.3 The Hall

2.0 Character Assessment of Interior
2.1 G.008 Store (Old Post Room)

3.0 Statement of Significance
3.1 Introduction
3.2 Evidential Value
3.3 Historical: Illustrative Value
3.4 Historical: Associative Value
3.5 Aesthetic Value
3.6 Communal: Symbolic Value
3.7 Communal: Social Value
3.8 Summary of Significance

4.0 Scope of Works
4.1 G.008 - New WC Accommodation
4.2 Parquet Flooring
4.3 Coving
4.4 Doors
4.5 Stonework
4.6 Windows
4.7 Finishes
4.8 Signage

4.9 Mechanical Services Design
4.9.1 Ventilation
4.9.2 Heating
4.9.3 Hot and Cold Water
4.9.4 Internal Drainage
4.9.5 Other Proposed Works

5.0 Electrical Services Design
5.1.1 General Lighting
5.1.2 Emergency Lighting
5.1.3 Fire Alarm System
5.1.4 Hand Dryers
5.1.5 Distribution Boards and New Supplies

Appendix A	Location Plan
Appendix B	As Existing Plans & Elevations
Appendix C	As Proposed Plans & Elevations
Appendix D	As Proposed Ceiling & As Proposed Floor Plan
Appendix E	As Proposed Plan & Elevations - Electrical
Appendix F	As Proposed Plans & Elevations – Mechanical
Appendix G	Schedule of Finishes & Sample Boards
Appendix H	Schedule of Listing

1.0 Context

1.0.1 Introduction

This document is to support a Listed Building Application for the Whitworth Hall. The proposal is to create male and female toilet facilities for exams, graduations and other events held at the premises.

1.1 Location

The Whitworth Hall building forms part of the University of Manchester's South Campus and is located on the junction of Oxford Road and Burlington Street as shown on the location plan provided in Appendix A.



THE OXFORD ROAD FRONTAGE WITH THE WHITWORTH HALL, 1902

1.2 Existing Building

1.2.1 General

The Whitworth Hall Building formed part of the original Owens College Buildings designed by architects Alfred and Paul Waterhouse and therefore the architectural style is consistent with the adjacent college buildings. The Whitworth Hall is Grade ll* listed a copy of the schedule of listing is provided in Appendix H.

1.3 External

1.3.1 Oxford Street (east) Façade

The solidity of the street front is broken up by buttresses, which counteract the thrust of the roof and also continue the architectural rhythm down Oxford Road, established with the Museum. The buttresses are full height and flat-topped, framing high perp windows. At the south end of the facade is the public entrance and at the north end is a carriage archway, which links the new hall with the pre-existing museum building. The roof over

the archway, being lower than the general roof of the hall, serves to dissociate the new buildings from the old ones and to prevent an undue sense of crowding which might have been produced if the hall had closely adjoined the tower.

1.3.2 South Façade

The south end of the building is accented with the addition of two towers which flank a large gable containing an elaborately traceried Perp window. However, so that these towers should not compete too much with the existing tower of the Council Chamber, they were kept to a height of only 30.5m from the pavement, significantly lower than the other tower. These smaller towers have magnificently sheer expanses of wall, relieved at the top by arcading, friezes and polygonal turrets.

1.4 Interior

Street entrances to the building are located in the Oxford Road and Burlington Street facades. An addition entrance is located in the south wall of the carriageway under the wide archway which links the building to the pre-existing tower block and Council Chambers.

A wide carriage archway spans the space between the new hall and the older buildings. Out of this archway access can be obtained – northward into the old buildings, southward into the new. Immediately within the entrance of the new building is a hall with columns, out of which a wide corridor leads between the above-mentioned rooms into the staircase hall, which is also approached from the street entrances in Oxford Street and Burlington Street.

1.4.1 Ground Floor

The archway leads onto a large entrance hall, from which leads to a wide corridors which runs the length of the whole building. On each side of the corridor is a group of rooms which occupies the whole of the ground floor and were intended for various purposes, generally connected with the exams. Most of these rooms are about 5.5m by 5m, though some are larger. One was originally intended to serve, whenever necessary, as a kitchen in connection with any banquets that may be held in the hall above.



1.4.2 The Staircase Hall

The long ground floor corridor leads to the grand staircase hall, which is also accessibly from the Burlington Street and Oxford Road entrances. The staircases ascend to right and left and are screened from the hall by an arcade. Arches cut off the public entrances at the east and west ends of the hall. Further flights of the staircase, which are confined within the angle-towers on the south end of the structure, lead not only to the raised seats at the back of the hall, but also to the galleries at the higher level.

1.4.3 The Hall

The main 'Whitworth Hall' is located to the upper storey of the building. The hall is 15m wide and 18m high from the floor to the apex of the roof. The length is about 39.5m, but the whole was not visible, for the north end wall was partly concealed by a platform and galleries and by the central and crowning feature of the organ, which was the work of Messrs. Willis of Manchester and the gift of an anonymous donor.

Raised stages at the south end of the hall are accessible from the staircase, which also leads to various galleries.

The roof of the hall is of particular interest; the visible portions are made entirely of oak, and the principals, which are a modification of the hammer-beam construction, are in the form of large pointed arches. The arches rest at each end upon granite columns which carry the roof from the floor. This construction breaks up the long length of the interior, and references the buttresses of the earlier museum buildings.

Side windows, between the columns, are filled with coloured glass and are located on both sides of the wall. They have two lights each and are divided across their height by transoms. The large south window is also of coloured glass and contains the coats of arms of various benefactors. The hall originally had pendant electroliers, two of which would hang from each of the roof principals.



2.0 Character Assessment of Interior

2.1 G.008 Store (Old Post Room)

Room G.008 is located at ground floor level and is located off the corridor that links the archway and grand staircase entrance halls.

The room is a space approximately 12.4 metres by 5.7 metres. The room is approximately 4.8 metres high. The room is accessed via two doors, the first is direct from the corridor through a single original door and the second entrance is via a small lobby from the foyer area. The single door in to the room from the foyer has been altered to incorporate a serving hatch for the old post room.

The courtyard elevation contains metal framed pivot type windows with clear single glazing panes.

The walls are painted plaster, as is the ceiling finish, with painted plaster cornice. Original painted timber skirting are mainly intact around the room.

The floor finish comprises parquet to part of the room, which is considered to be in poor condition. The remainder of the floor is finished with vinyl sheeting laid on top of the original suspended concrete floor. There is a basement level plantroom below this area.

Heating pipes to radiators are generally exposed and painted to match the walls and skirting. The suspended light fittings are not original and throughout the area and there is a substantial amount of surface fixed conduit, cables, pipe work etc fixed to the walls.

3.0 Statement of Significance

3.1 Introduction

Below, the Whitworth Building is measured using the principles established in the English Heritage publication, 'Conservation Principles, Policies and Guidance for the Sustainable Management of the Historic Environment' (2008). It should be noted that the overall significance of the building cannot be calculated by simply adding the constituent elements listed below – often buildings are considered of greater value than the sum of their parts. Therefore, the individual values are assessed based on the English Heritage's criteria and an overall summary statement will be compiled based on these considerations.

3.2 Evidential Value

There is a considerable amount of historic fabric still retained in the Whitworth Hall, which facilitates the interpretation of its original design. The exterior is predominantly as it was originally designed and the stonework can be described as being in good condition, as is the historic fenestration. There has been little alteration internally to the main range of the building although level access has been provided to the other side of the Oxford Road arch. Therefore, it is still possible to read the historical development of the building. Indeed, the principal spaces retain a degree of historic material such as the decorative flooring, stonework and oak joinery.
Overall, the building's evidential value can be considered as **High.**

3.3 Historical: Illustrative Value

The Whitworth Building, due to its location on the Oxford Road frontage is one of the most prominent within the Quadrangle. Although completed by his son, it is a good illustration of the style of Alfred Waterhouse and its treatment in terms of massing, form and materials set it apart as a significant institutional building. The architectural style of Waterhouse is synonymous with the nineteenth century development of Manchester into one of the country's prominent cities and the grand detailing of the stonework signifies the generous budgets that were present on this type of building at the time. The predominantly unaltered character of the Quadrangle provides an insight into the development of higher education institutions and how Manchester was involved in the civic university movement. This also provides an interesting historic juxtaposition alongside the ongoing development of the wider campus that proliferated in the late twentieth century.

3.4 Historical: Associative Value

The University of Manchester has long been considered as an internationally respected higher education institution, with important innovations such as the development of the first computer and the research of Ernest Rutherford who would become the first person to split the atom. The lacation of the Whitworth Building within the first group of buildings developed on the campus provides it with added significance within the wider context of the University. Due to the Whitworth Hall's use as the venue for graduation ceremonies, it is arguably the University's principal publicly accessible space. The building's connection with Sir Joseph Whitworth, whose name is linked to many landmarks across Manchester, lends it a high civic value.

The building's overall historic value can be considered as **High**.

3.5 Aesthetic Value

The University Quadrangle (of which the Whitworth Building is a key element) is one of the most distinctive and attractive architectural ensembles in Manchester and is among the finest groups of Victorian buildings in the city. The Whitworth Building occupies a prominent position within the campus and its location overlooking Oxford Road emphasises its aesthetic impact. The Quadrangle adopts a collegiate character influenced by more historic university campuses around the country and the buildings have both individual and group aesthetic merits. As pointed out in the Pevsner guide, this impression is diluted by the presence of parked cars. However, the use of high quality materials and the grandeur of the massing and detailing illustrates that the Whitworth Building and the others within the Quadrangle were designed as prestigious institutional buildings.
The overall aesthetic value of the Whitworth Building is **High**.

3.6 Communal: Symbolic Value

Through the prominence of the Manchester Museum tower and the Waterhouse facades to Oxford Road, the Quadrangle has a distinct presence on one of the busiest arterial routes in the city. This presence is symbolic of the establishment of university education in Manchester, the achievements of which are a source of pride to the city. The notion of academic success is symbolically linked with the Whitworth Hall as the location of graduation ceremonies. As a key part of the Quadrangle, the Whitworth Building provides a strong contribution to the symbolising of the history of Manchester's higher education.

3.7 Communal: Social Value

University buildings are generally considered to be of high social value due to the role they play in modern society. Universities offer the highest form of academic education which generally associated with many of the most highly regarded professions. They are also traditionally seen as symbols of achievement and innovation. The Whitworth Building is generally seen as the place where relatives congregate to celebrate graduations providing a hub for visitors, and its status among the historic nucleus of the University campus should allow it to be considered as intrinsically linked to its social value.
The overall communal value of the Whitworth Building is **High**.

3.8 Summary of Significance

While the Whitworth Building is an important historic building in its own right, it also draws a considerable degree of heritage significance from its presence within the University Quadrangle. Indeed, it could be argued that the building, due to its age and historic function as a central part of the University, is one of the most important within the campus. In terms of evidential value and the other more intangible aspects such s communal and historic values, the building has a high significance on a city-wide level.

4.0 Scope of Works

4.1 G.008 - New WC Accommodation

The aim of the project is to refurbish and convert the existing store (old post room) to provide additional toilet facilities to directly serve Whitworth Hall during graduation ceremonies and examinations.

Contained within Appendix B of this report are As Existing and As Proposed plans and elevations to refurbish and convert the area to provide both Male and Female WC facilities.

The existing room is to be subdivided to create two distinct spaces and it is proposed to form a new subdivision wall in the position identified where it is believed that a wall has previously been removed.

A lobby is to be formed off the existing corridor to provide access in to both the new Male WC facility and the proposed Female WC facility. In the Male facility the WC cubicles are to be located along the subdivision wall for drainage purposes (see 3.7 below) with a vanity basin arrangement provided in the window reveal and urinals opposite the WC cubicles.

The female WC is to be formed in the remaining area and is accessed via the lobby described above. WC cubicles are to be located along the corridor wall elevation for drainage purposes and as with the male WC a vanity basin arrangement is provided to the window reveal.

The intention is to preserve and retain as far as possible the original fabric and features while providing the toilet facilities. The original features of significance are as follows:

- Parquet flooring
- Coving
- Stonework
- Windows
- Doors

4.2 Parquet Flooring

The parquet flooring is considered to be in a poor condition as evidenced in the photograph below. It is proposed to refurbish the existing floor as part of the works. Although parquet flooring is considered unsuitable for WC accommodation, we initially looked at overlaying with vinyl. After consulting a flooring contractor the floor can be sealed to provide a finish suitable for WC areas.



4.3 Coving

The existing plaster coving to the perimeter of the ceiling is in good condition and will not be affected by the works.



4.4 Doors

The existing corridor door that will lead to the proposed lobby to the Gents WC and Female WC (D4) has been damaged by post trolleys and the replacement of and fixing of secondary ironmongery to it and this is particularly evident to the frame and architraves. Sympathetic repairs and restoration will be carried out on the door and frame, with the addition of new ironmongery to match existing adjacent doors. An addition of a push plate and pull handle will cover the holes from the modern ironmongery.

The door leading from the staircase hall to the rear lobby (D5) has also sustained damage and will require sympathetic repairs and restoration.
The door to the rear of the proposed female WC accommodation has been significantly damaged and a service hatch has been cut out into the door. It has yet to be determined if the door can be repaired, due to the extent of cutting out to it, though we will endeavour to retain and undertake sympathetic repairs if possible. The door is currently painted. The door will be stripped and varnished to match existing doors.

New internal doors in the newly formed lobby to the Male and Female WC will be flush timber doors that will complement the existing colour of the existing doors.







4.5 Stonework

The internal stonework to the window reveals has been previously painted. As part of the works we would look at repainting the reveals in an agreed colour and to distinguish these from the adjacent painted plaster wall surfaces.

The vanity units that are proposed to be installed along the windows elevation will be kept below sill height, so not to impact upon or hide the original timber sill detailing.





4.6 Windows

The existing metal windows will be overhauled to provide effective operation and repainted internally and externally as part of the works. They have modern Teleflex manual openers.

It is proposed that the existing opening lights to the windows will provide natural ventilation to the WC accommodation in summer months to aid the mechanical extract ventilation.

As the windows are currently glazed with a clear glazing pane, to provide the required privacy to the new WC areas it is proposed to apply an obscuring film to the existing glass. This will be kept to a minimum transparency to achieve the privacy needed.

4.7 Finishes

A key to the success of the proposed conversion and refurbishment of the existing store / post room is to ensure an appropriate level of finishes is specified.

A pallet of materials has been proposed and a level and quality of finishes will be incorporated in to the scheme that will compliment both the existing retained features of the room and the adjoining spaces.

The internal fixtures and fittings within the accommodation will consist of a perimeter Integrated Panel System (IPS) where sanitary fittings will be installed and the IPS system will conceal all pipework, service runs, wastes, cistern etc.

The IPS will be extended through to incorporate the vanity basins and it is proposed to utilise a black granite top with a fully integrated under mounted bowl with chrome plated taps and fittings. A minimal upstand will be incorporated in to the worktop although this will be kept low so not to impact upon the retained sill detail to the windows as previously noted.

A high-end cubicle system will be utilised and the cubicle divisions and doors will be suitably scaled to take account of the high ceilings in the area.

WC pans, basins and urinals will be contemporary in style but complimentary to the retained feature so to provide a contrast with them.

A quality linoleum flooring or similar approved system will be laid throughout the female WC area with the parquet flooring left uncovered in the lobby area and the male WC areas as previously noted.

Existing plaster walls, ceilings, covings, timber skirtings, frames and architraves will be redecorated in a simple neutral colour pallet whilst existing finished doors will be polished to enhance and protect their existing finish.

Service pipework for both water supplies and drainage will typically be surface mounted and located within the IPS void to minimise the visual impact on the area. Water pipework serving the areas, will be fed from the basement area below the proposed female WC and routed through the IPS and similarly all waste pipework will be routed through the IPS framework. If existing drainage permits, it is proposed that the drain will then be diverted through the suspended concrete floor in the basement area below and suspended at high level and connected below ground level in to the existing inspection chambers located externally to the room as noted on the appended plans.

The electrical infrastructure through the space will be upgraded throughout the space as part of the proposed refurbishment to the required specification. Where possible cable routes will be concealed within the IPS framework or utilise existing concealed conduits etc and where necessary surface mounted conduit will be utilised to contain any cabling and this will be decorated to match the painted plaster surface that it is fixed to.

4.8 Signage

In conjunction with the overall works, it is proposed to install wayfinder signage to indicate toilet locations, including both wheelchair-accessible in neighbouring Christie Building and ambulant disabled facilities. These are to be situated in strategic locations designed to be visible to building users. The sign designs are to match the existing standard design throughout the campus. The signs are to be fixed via either screws or adhesive tape depending on their configuration. It is generally anticipated that the projecting signs will be screw-fixed, and those flat ones mounted on the walls and doors will be fixed using the adhesive tape. General layouts and detailed signage designs are yet to be confirmed. Any disturbed fabric caused as a result of the fixing of signs will be made good and redecorated to match existing.

4.9 Mechanical Services Design

A copy of the Mechanical drawings are provided in Appendix F.

4.9.1 Ventilation

It is proposed that a new mechanical extract and supply ventilation system is installed in accordance with the standards set out in the Building Regulations 2010 Approved Document F, i.e. providing an extract rate of 6 litres/second per WC pan or urinal from the Male, Female and Disabled Toilets.

It is proposed that a system of ductwork connected to a central proprietary heat recovery ventilation unit provide the means of extract and matching tempered air supply from/to ceiling height diffusers and grilles (of equal pattern) in the vicinity of each group of toilets and that a similar system provides the ventilated air discharge and outside air intake routes via conveniently located wall louvers.

It is proposed that the central heat recovery ventilation unit would be located within the basement plant room area for ease of maintenance and this is reflected on the appended design drawings in Appendix F. The ductwork will be at high level, but below the level of the coving and go through a plastered brick wall and through the suspended concrete floor to the plant room below.

It appears that a route for the intake and vitiated discharge ductwork is available via the adjacent lobby to the Female Toilets where high level above-door glass louvers would have plenum boxes faced onto the back to provide the intake/discharge position. This would have no visual affect to the outside elevation.

It is proposed that the ventilation systems are controlled via individual PIR occupancy sensors located in each of the two areas but commonly linked to the central ventilation unit such that any of them initiates (or continues to initiate) the operation of the ventilation system and is subject to a fifteen minute (adjustable), extended period, run-on timer arrangement; it is not envisaged that this commonality of control be extended to the lighting of these rooms which would be under separate arrangements.

The current ventilation of this room is effected by the opening of high level hinged windows on the external façade which are operated by a “Teleflex” type of system. It is not proposed to have this system removed but retained for usage in Summer periods as a purge ventilation arrangement providing large air volume changes should the need arise.

4.9.2 Heating

The existing room is heated by radiators, probably of the original installation and being within a Grade 2* Listed building it is taken that they also form a part of the listed designation. As it is understood that the proposed vanity units are to be located to the front of the radiators it is proposed that these are to be isolated drained and left in-situ.

It is proposed that the existing heating pipe work seen rising from the plant room below to serve these radiators and which extends upwards to pass through the high level

ceiling to serve the floor above, are not altered in any way except for cleaning and decorative painting by others.

New radiators suitably sized to provide the correct amount of heat input in consideration of estimates of heat loss will be installed. See appended design drawing in Appendix F.

4.9.3 Hot and Cold Water

Existing hot and cold water domestic piped services rise from the plant room below to serve a single sink in the existing room.

It is not proposed to re-employ this system which is considered inadequate for the extent of the anticipated demand of hot and cold water and it is proposed that it is completely stripped back to connection points in the plant room below.

It is proposed that a new cold water piped services distribution system is sourced from the plant room below and of adequate size to cater for the anticipated demand.

From the rising main, it is proposed that branches are routed to each of the two new toilet areas where WC cisterns will be served directly, urinals served via infra-red controlled occupancy sensors at each (with integral regular flush control) and connections to each wash hand basins cold tap directly and to the hot tap via new under sink point of use electric water heaters (minimal storage & thermostatic control to 43°C or via TMV3 mixing valves). See appended design drawing in Appendix F.

It is proposed that all pipe work be concealed within the proposed new IPS panelling and vanity units and be fully thermally insulated. The electric point of use water heaters would also be concealed within the vanity units and connected to local electrical points of supply.

4.9.4 Internal Drainage

It is proposed that an existing small drainage system serving the existing sink is stripped back to its connection to the system in the plant room below where it is to be blanked off.

It is proposed that a new foul drainage system serve all the sanitary ware items by the employment of collective pipe work (Female WC's and Male WC's, Female WHB's and Male urinals and WHB's) that is intended to drop through the suspended concrete floor into the plant room below to be brought together into a single new drainage pipe system to be routed through the external wall to an existing manhole immediately outside of the building. See appended design drawing in Appendix F. No drainage works are proposed where there is the original parquet flooring as previously detailed.

4.9.5 Other Proposed Works

Within the plant room below there is a significant amount of redundant ventilation ductwork that is no longer in operation (the extract fan has been disconnected from a previous electrical supply and the terminal box has been left open).

It is proposed that this is removed and disposed of, to make room for the domestic pipe work, drainage and the heat recovery unit.

5.0 Electrical Services Design

A copy of the Electrical drawings are provided in Appendix E.

5.1.1 General Lighting

It is proposed to illuminate the toilets using low energy pendant LED luminaires in the Ladies and Gents Toilets with recessed LED down lighters installed in the adjacent Lobby ceilings.

Lighting will be designed in accordance with BB90 and the Society of Lighting and Lighting / CIBSE Code for lighting guides.

Wiring to the lighting installation will generally be carried out using 6491B LSF cables enclosed within galvanised steel trunking. The main cable trunking routes will be surface mounted to the ceiling area and generally located above the ventilation ductwork in both the Ladies and Gents Toilets.

Lighting controls will be provided in line with the requirements of the Building Regulations Approved Document L2A

The automatic lighting control system will utilise automatic ceiling / wall mounted passive (microwave) movement detectors.

5.1.2 Emergency Lighting

It is proposed that the Emergency Lighting will be provided in accordance with BS 5266 and to the requirements of the Building Control Officer.

The Emergency Lighting will be provided using either Slave 50V AC/DC fittings fed via the existing Central Battery system or integral self contained non maintained luminaires.

All slave emergency luminaires will be tested in accordance with procedures as agreed with the University.

The Emergency Lighting will be designed in full accordance with the requirements of Parts 1 and 7 of BS 5266, CIBSE Lighting Guide LG12 – Emergency Lighting Design Guide, the requirements of the Local Fire Officer and those of the local Building Control Officer.

5.1.3 Fire Alarm System

The existing fire alarm installation will be modified / extended to accommodate the new layout with combined sounder / strobes in both Ladies / Gents toilet areas. The wiring will be changed to MICC cable.

It is proposed that the sounders will be of the adjustable type.

5.1.4 Hand Dryers

The wall mounted hand dryers will be of the World Air Force type with a robust metal finish and will provide reduced energy consumption.

5.1.5 Distribution Boards and New Supplies

A new dedicated distribution board is proposed for this new facility to be located in the lobby to the rear of the female toilets enclosed within a full height cupboard. It is anticipated this will be an 8-way TP&N inclusive of metering, MCBOs, MCBs Contactors etc.

APPENDIX A

LOCATION PLAN

005AA-5822-A003

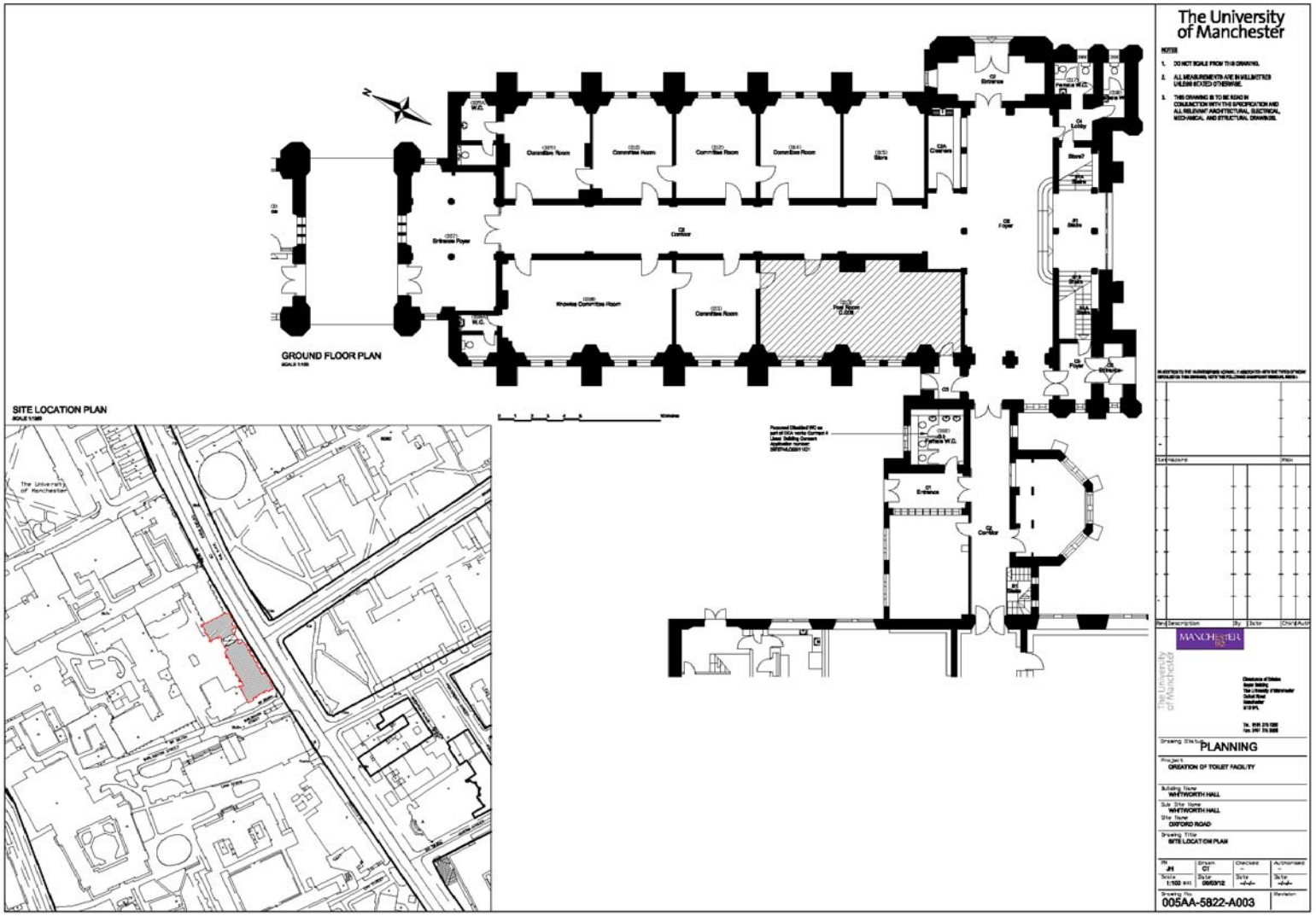

GROUND FLOOR PLAN
SITE LOCATION PLAN
The University of Manchester
NOTES
1. DO NOT SCALE FROM THIS DRAWING.
2. ALL MEASUREMENTS ARE IN MILLIMETRES UNLESS STATED OTHERWISE.
3. THIS DRAWING IS TO BE READ IN CONJUNCTION WITH THE SPECIFICATION AND ALL RELEVANT ARCHITECTURAL, ELECTRICAL, MECHANICAL AND STRUCTURAL DRAWINGS.
Rev Description By Date Chk'd Auth
MANCHESTER
Drawing Status
PLANNING
Project
CREATION OF TOILET FACILITY
Building Name
WHITWORTH HALL
Sub Site Name
WHITWORTH HALL
Site Name
OXFORD ROAD
Drawing Title
SITE LOCATION PLAN
Drawn
CT
Checked
Authorised
Scale
1:100
Date
09/03/12
Drawing No.
005AA-5822-A003
Revision

APPENDIX B

AS EXISTING PLANS & ELEVATIONS

005AA-5822-A001, 005AA-5822-A002

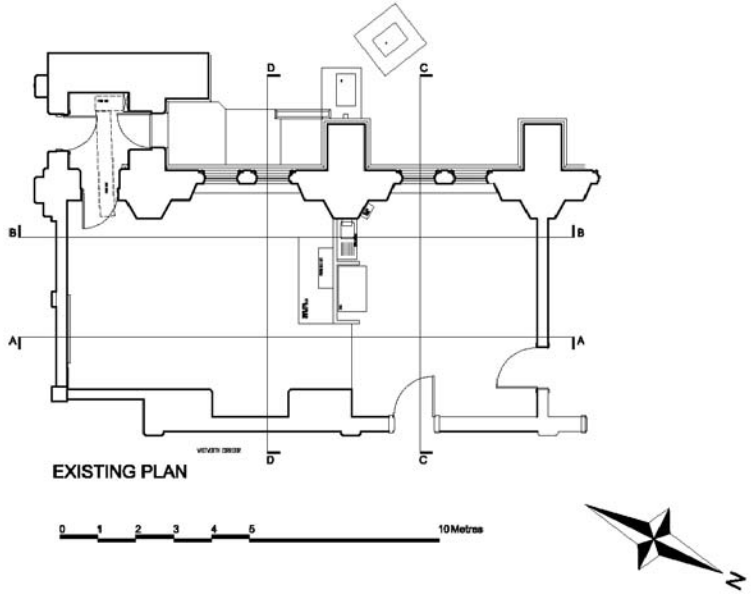

EXISTING PLAN

The University of Manchester

NOTES

1. DO NOT SCALE FROM THIS DRAWING.
2. ALL MEASUREMENTS ARE IN MILLIMETRES UNLESS NOTED OTHERWISE.
3. THIS DRAWING IS TO BE READ IN CONJUNCTION WITH THE SPECIFICATION AND ALL RELEVANT ARCHITECTURAL, ELECTRICAL, MECHANICAL AND STRUCTURAL DRAWINGS.

GENERAL NOTES

The Contractor shall check all dimensions on site prior to ordering any materials.

The Contractor is advised to visit site prior to tendering and ascertain local conditions and restrictions likely to affect the execution of the works. No claims from failure to do so will be considered.

Authorise Intendant under this to be approved by University approved authorise contractors prior to Contractor starting on site.

Rev	Description	By	Date	Chk'd	Auth
-					

MANCHESTER 1824

The University of Manchester

Directorate of Estates
Sport Building
The University of Manchester
Oxford Road
Manchester
M13 9PL

Tel. 0161 275 1200
Fax. 0161 275 2000

Drawing Status: PLANNING

Project: CREATION OF TOILET FACILITY

Building Name: WHITWORTH HALL

Sub Site Name: WHITWORTH HALL

Site Name: OXFORD ROAD

Drawing Title: FLOOR PLAN AS EXISTING

Ph	Drawn	Checked	Authorised
JH	CT	-	-
Scale	Date	Date	Date
1:50 A1	06/03/12	-/-/-	-/-/-

Drawing No: 005AA-5822-A001

Revision

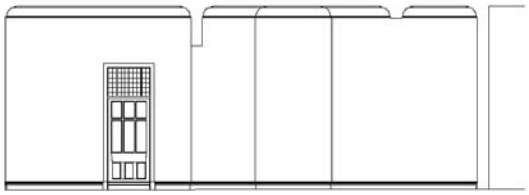

SECTIONAL ELEVATION A.A.

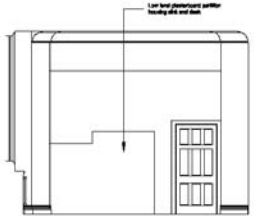

SECTIONAL ELEVATION D.D.

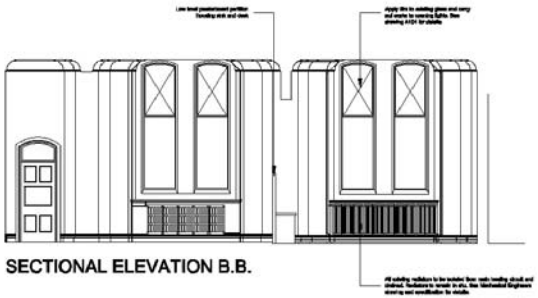

SECTIONAL ELEVATION B.B.

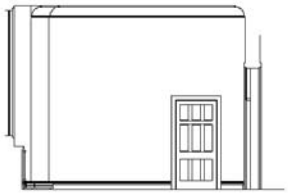

SECTIONAL ELEVATION C.C.

0 1 2 3 4 5 10 Metres

The University of Manchester

NOTES

1. DO NOT SCALE FROM THIS DRAWING.
2. ALL MEASUREMENTS ARE IN MILLIMETRES UNLESS STATED OTHERWISE.
3. THIS DRAWING IS TO BE READ IN CONJUNCTION WITH THE SPECIFICATION AND ALL RELEVANT ARCHITECTURAL, ELECTRICAL, MECHANICAL AND STRUCTURAL DRAWINGS.

Rev	Description	By	Date	Chkd	Auth

MANCHESTER

The University of Manchester

Drawing Status: PLANNING

Project: CREATION OF TOILET FACILITY

Building Name: WHITWORTH HALL

Sub Site Name: WHITWORTH HALL

Site Name: OXFORD ROAD

Drawing Title: ELEVATIONS AS EXISTING

By	Drawn	Checked	Authorised
JH	CT	-	-
Scale: 1:50 A1	Date: 09/03/12	Date: -/-/-	Date: -/-/-

Drawing No: 005AA-5822-A002

Revision:

APPENDIX C

AS PROPOSED PLANS & ELEVATIONS

005AA-5822-A101 & 005AA-5822-A102, 005AA-5822-A104

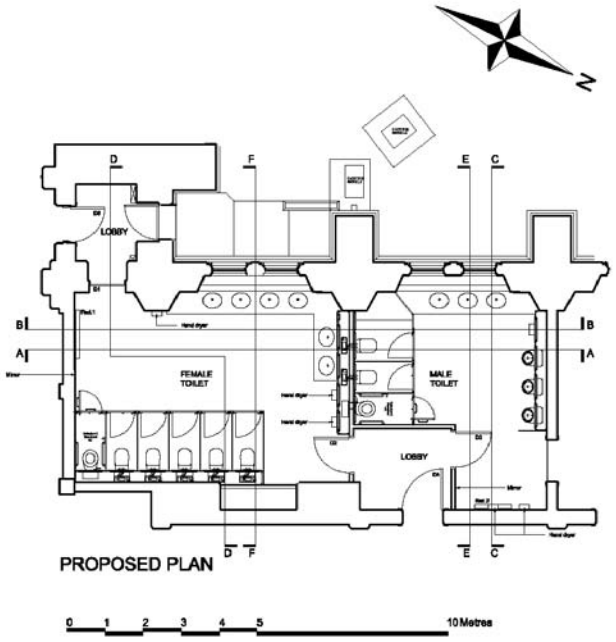

SPECIFICATION

Generalities
All existing walls, ceilings and new plasterwork to be prepared for decoration.
1 litre matt and 2.5 litre matt of Matt Emulsion paint.
All windows, frames, architraves and skirtings to be fully prepared and painted with 2 coat of water based gloss.

Window cills to be renewed prior to decoration.

Internal stone window vessels to be painted to contrasting colour to the wall

Floorings

Male Toilet & Lobby
Existing Ceramic Flooring
Lifted and re-inserted in situ, sanded and sealed as per floor specialists specification

Female Toilet New Tiles: Linoleum.
Manufacturer: Forbo Flooring

Product reference: Forbo Marmoleum® dual.
Sizes: 500 x 500 mm.
Thickness: 3.2 mm.
Colour / pattern: See drawing 0*AA-A003-A-103 for full flooring room and layout

Doors:
Existing
D1 - Remove all redoon ironmongery; repair, remove paint and re-varnish, fit new ironmongery
Allow for new door to match existing if material un-reusable.
D4 - Remove all redoon ironmongery; repair, varnish, fit new ironmongery.
D5 - Remove all redoon ironmongery; repair, varnish, fit new ironmongery.

New From 16 Cover
D2 - Supply and fit new door, fit new ironmongery.
D3 - Supply and fit new door, fit new ironmongery.

Fit windows
Metal opening lights to be overhauled to provide effective operation. Remove paintwork to metal and prepare for new cast iron top vent. Include for mortar repairs.
Apply chemi-flag film to existing glass

Sink System
Manufacturer: Trellington Cubbles
- Product reference: vanity
Dimensions: 2700mm high
Panels:
- Material: Wandle veneer
- Finish/ Colour: Bib / Mango Crown Oil
- Exposed edges: Wood veneer
Reports: Manufacturer's standard
Accessories/ Other requirements: removable access panels, veneer skirtings

Vanity Units
Manufacturer: Trellington Cubbles
- Product reference: vbur
Dimensions: Standard light
Worktop:
- Material: Solid Granite
- Finish/ Colour: Black
- Exposed edges:
Panels:
- Material: Wandle veneer
- Finish/ Colour: Bib / Mango Crown Oil
- Exposed edges: Wood veneer
Reports: Manufacturer's standard
Accessories/ Other requirements: removable access panels, veneer skirtings

WC Cubicle Systems
Manufacturer: Trellington Cubbles
- Product reference: fpn
Dimensions: 2700 mm High
Doors:
- Material: Wandle veneer
- Finish/ Colour: Bib / Mango Crown Oil
- Exposed edges: Wood veneer
Panels:
- Material: HPL or CGL
- Finish/ Colour: M03 Maryland Fenoll
- Exposed edges:
Reports: Manufacturer's standard
Accessories/ Other requirements:

URINALS AND ANTEPLUSHING DIVISIONS:
Centor Hyperlit Steel Fully Concealed Urinal (SS1150V)
Manufacturer: Armitage Shanks.
- Web: www.thesheerseal.com.
- Email: trms@armitageshanks.co.uk.
- Product reference: 39116 (LR.1) Centor urinal, 675 mm
Washer: 62800 19" plastics domed washer waste, 40 mm overchild tail.
Tubular trap: 62970 1/2" plastics P trap with 75 mm seal, multi-purpose outlet suitable for plastics and 38 reamer diam.
Cistern: 9 kG.
Flushing valve: TBC
Accessories: TBC.
Flushing systems: TBC

WCS AND CISTERNS:
Manufacturer: Ideal Standard (UK) Ltd.
- Web: www.idealstandard.co.uk.
- Email: cbusiness@idealstandard.com.
- Product reference: Jasper Morrison back-to-wall WC suite

Pan: 10027 Jasper morrison, horizontal outlet and fixing brackets
Seat and cover: E7874 Jasper Morrison soft closing, quick release.
Cistern: E0034 Concealed 3 with cover, pneumatic dual flush valve 7l/3ltrs, top supply
- Concealing control: E9437 Ideal Standard contemporary flush plate, chrome plated.

WIRES, TAPS, TRAPS AND WASTES - GENERALLY

WASH BASINS
Manufacturer: Armitage Shanks.
- Web: www.idealstandard.com.
- Email: trms@armitageshanks.co.uk.
- Product reference: 55260 Vanfire 600 mm washbasin with unglazed rim.

Mixers

MIRRORS TO FEMALE VANITY ITS
Material: Class C safety glass to BS 6206.
Quality: free from laminating, discolouration, scratches and other defects visible in the standard viewing conditions. Reflection undistorted.
Sizes Unframed: 600 dia. circle, 4 mm thick.
Backing: Aluminium foil.
Edges: grind to a safe edge.
Hang: CP domed top round screws with polythylene sleeves and washers. Installation: Axes ready with slots vertical.

FULL LENGTH MIRRORS TO MALE AND FEMALE WALLS
Material: Class C safety glass to BS 6206.
Quality: free from laminating, discolouration, scratches and other defects visible in the standard viewing conditions. Reflection undistorted.
Sizes Unframed: 400mm x 1600mm, 4mm thick.
Backing: Aluminium foil.
Edges: grind to a safe edge.
Hang: CP domed top round screws with polythylene sleeves and washers. Installation: Axes ready with slots vertical.

Hand dryers
See Electrical Engineers Drawings & Specification for details.

Lighting
See Electrical Engineers Drawings & Specification for details.

The University of Manchester

NOTES

1. DO NOT SCALE FROM THIS DRAWING
2. ALL MEASUREMENTS ARE IN MILLIMETRES UNLESS STATED OTHERWISE.
3. THIS DRAWING IS TO BE READ IN CONJUNCTION WITH THE SPECIFICATION AND ALL RELEVANT ARCHITECTURAL, ELECTRICAL, MECHANICAL AND STRUCTURAL DRAWINGS.

IN ADDITION TO THE REQUIREMENTS NORMALLY ASSOCIATED WITH THE TYPES OF WORK SCHEDULED ON THIS DRAWING, NOTE THE FOLLOWING MAY EXIST / OCCUR, HERE:-

Rev	Description	By	Date	Checked/Auth
P4	Revised Following Sign off of Stage C Report	DT	13.01.13	
P3	Revised for stage C Project Update	DT		
P2	Section D-D revised to show entrance lobby	DT	06.07.12	

MANCHESTER 2041

The University of Manchester

Chemistry of Interiors
Sackville Street Building
The University of Manchester
Oxford Road
Manchester
M13 9PL

Tel. 0161 275 7500
Fax. 0161 275 7505

Drawing Status
PLANNING

Project
CREATION OF TOILET FACILITY

Building Name
WHITWORTH HALL

Sub Site Name
WHITWORTH HALL

Site Name
OXFORD ROAD

Drawing Title
FLOOR PLAN AS PROPOSED

PA	Drawn	Checked	Authorised
JH	DT	–	–
Scale	Date	Date	Date
1:50 A1	06/03/12	-/-/-	-/-/-

Drawing No.
005AA-5822-A101

Revision

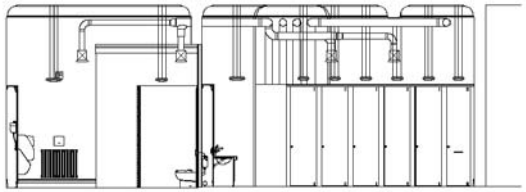

SECTIONAL ELEVATION A.A.

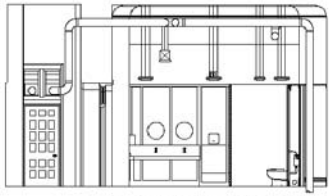

SECTIONAL ELEVATION D.D.

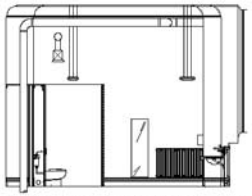

SECTIONAL ELEVATION F.F.

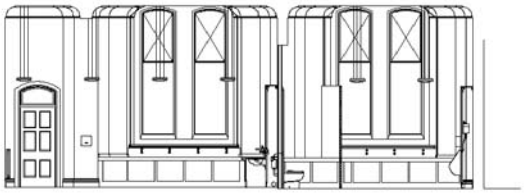

SECTIONAL ELEVATION B.B.

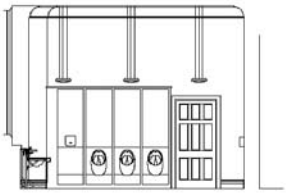

SECTIONAL ELEVATION C.C.

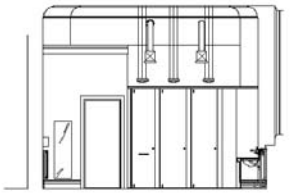

SECTIONAL ELEVATION E.E.

0 1 2 3 4 5 10 Metres

The University of Manchester

NOTES

1. DO NOT SCALE FROM THIS DRAWING.
2. ALL MEASUREMENTS ARE IN MILLIMETRES UNLESS STATED OTHERWISE.
3. THIS DRAWING IS TO BE READ IN CONJUNCTION WITH THE SPECIFICATION AND ALL RELEVANT ARCHITECTURAL, ELECTRICAL, MECHANICAL AND STRUCTURAL DRAWINGS.

Rev	Description	By	Date	Chk'd	Auth
P4	Revised Following Sign off of Stage C Report	CT	10.01.13		
P3	Revised for stage C Project Review	CT			
P2	Section 3-D revised to show Entrance Lobby	CT	05.07.12		

MANCHESTER

The University of Manchester

Drawing Status: PLANNING

Project: CREATION OF TOILET FACILITY

Building Name: WHITWORTH HALL

Sub Site Name: WHITWORTH HALL

Site Name: OXFORD ROAD

Drawing Title: ELEVATIONS AS PROPOSED

PN	Drawn	Checked	Authorised
JH	CT	-	-
Scale 1:50 A1	Date 06/03/12	Date -/-/-	Date -/-/-

Drawing No. 005AA-5822-A102 | Revision

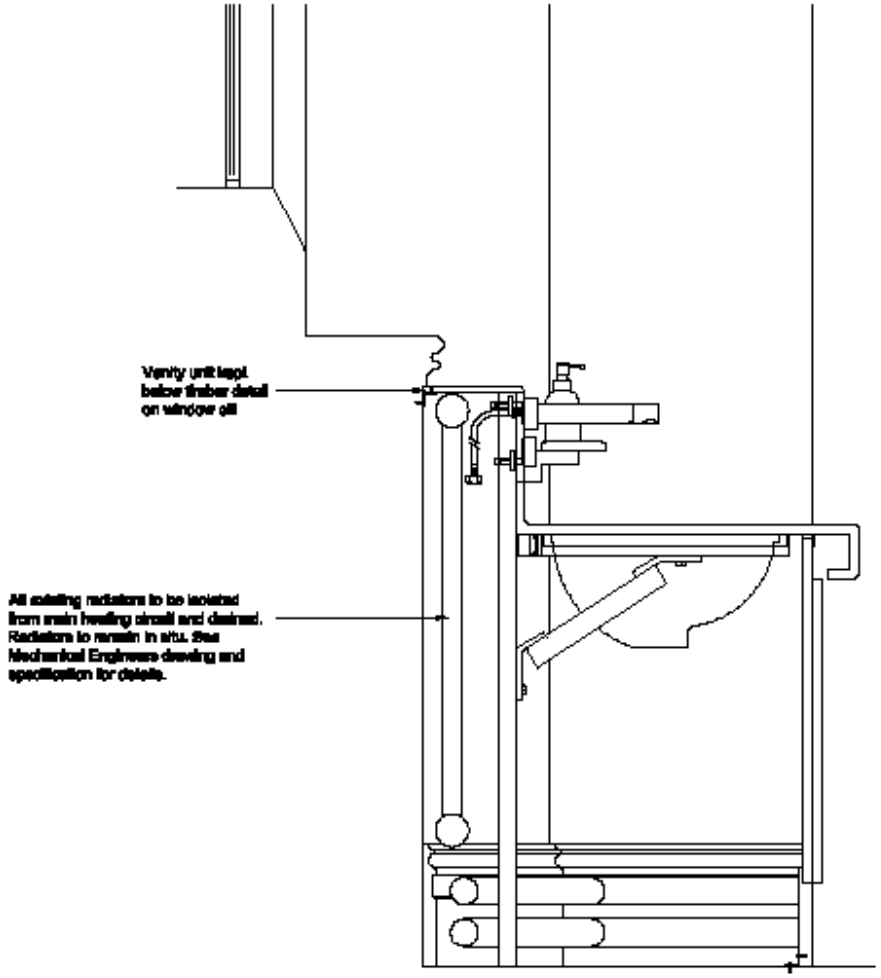

MANCHESTER

The University of Manchester

Directorate of Estates
Rupa Building
The Mansfield
Manchester Oxford Road
Manchester
M13 9PL

Tel. 0161 [illegible]
Fax. 0161 [illegible]

Rev	Description	By	Date	Chk	Auth
–					

Drawing Status: **PLANNING**

Project: CREATION OF TOILET FACILITY

Building Name: BANTEROSTH HALL

Site Name: OXFORD ROAD

Drawing Title: [illegible] VANITY UNIT

PR	Drawn	Checked	Authorised
[illegible]	[illegible]	–	–
Scale: 1:10 [illegible]	Date: [illegible]	Date: –/–/–	Date: –/–/–

Drawing No.: 005AA-5622-A104

Revision: –

APPENDIX D

AS PROPOSED CEILING PLAN & FLOOR FINISHES PLAN

005AA-5822-A103, 005AA-5822-A105

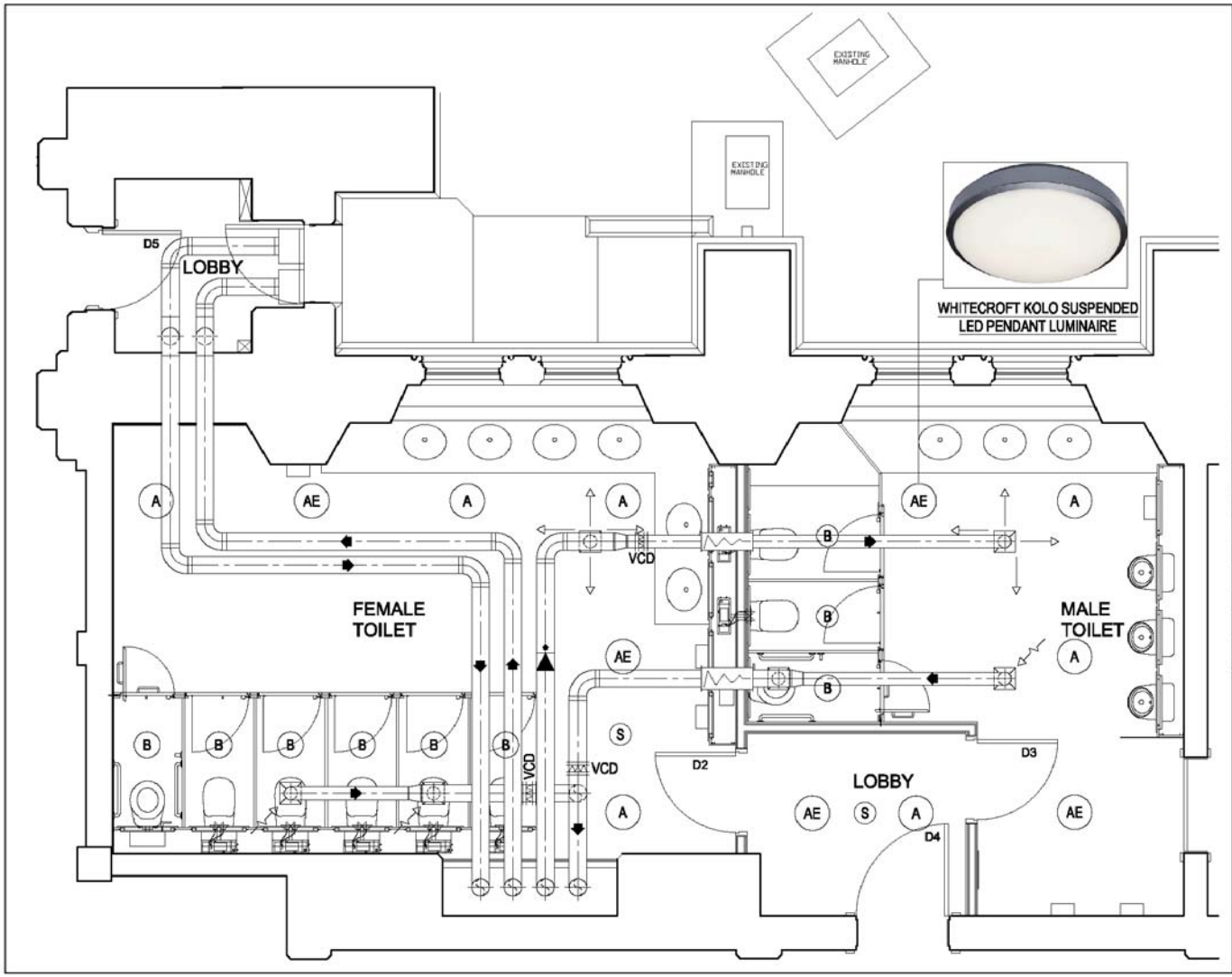

The University of Manchester

NOTES

1. DO NOT SCALE FROM THIS DRAWING.
2. ALL MEASUREMENTS ARE IN MILLIMETRES UNLESS STATED OTHERWISE.
3. THIS DRAWING IS TO BE READ IN CONJUNCTION WITH THE SPECIFICATION AND ALL RELEVANT ARCHITECTURAL, ELECTRICAL, MECHANICAL AND STRUCTURAL DRAWINGS.

Rev	Description	By	Date	Chk'd Auth

MANCHESTER 1824

The University of Manchester

Drawing Status: PLANNING

Project: CREATION OF TOILET FACILITY

Building Name: WHITWORTH HALL

Site Site Name: WHITWORTH HALL

Site Name: OXFORD ROAD

Drawing Title: REFLECTED CEILING PLAN AS PROPOSED

By	Drawn	Checked	Authorised
JH	CT	-	-
Scale	Date	Date	Date
1:20 A1	01/03/13	-/-/-	-/-/-

Drawing No: 005AA-5822-A105

Revision: —

FEMALE TOILET FLOOR SPECIFICATION

Title: / Action/ to fill this line.
Manufacturer: Forbo Flooring, PO Box 1, Kilmarnock, Ayrshire, KA1 3AB Tel: 01563 542777 Fax: 01563 542666 E-mail: info.uk@forbo.com Web: www.forbo-flooring.co.uk
Product: Marmoleum Real 3 Forbo Marmoleum roll dual.
As per site sheet: 3.2 / 3.4 / 4.0
Size: 600 x 600 mm.
Thickness: 3.2 mm.
Colour/ pattern: As per this drawing
Adhesive (and primer if recommended by manufacturer): Eurocol F-1000 Eurolex Live Plus - A synthetic resin dispersion adhesive with a high initial grab.
Eurocol F-1 Eurolex Lino Plus - A solvent acrylic dispersion very low VOC emission adhesive with a high initial grab.
Accessories:
Edging and cover strips, as above 743.
Weldfast, as above 770.
Flooring: As above 600 Grinding pattern Brick.
Other requirements: Seek advice from Forbo for specific requirements for fixing.

MALE TOILET & LOBBY
Retaining Parquet Flooring

Lift and re-lay, sander and sealed with one coat Bona Prime Intense and two coats of Bona TraffX 925, as per floor specialists specification.

Key

A. Product reference: Forbo Marmoleum® dual.
Size: 40 mm white boarder.
Colour/ pattern: t3536 black

B. Product reference: Forbo Marmoleum® dual.
Size: min 100 mm white boarder.
Colour/ pattern: t2797 rust

C. Product reference: Forbo Marmoleum® dual.
Size: 600 x 600 mm.
Colour/ pattern: t2713 calico

D. Product reference: Forbo Marmoleum® dual.
Size: 600 x 600 mm.
Colour/ pattern: t3232 horse rain

E. Product reference: Forbo Marmoleum® dual.
Size: 600 x 600 mm.
Colour/ pattern: t2607 white marble

F. Product reference: Forbo Marmoleum® dual.
Size: 600 x 600 mm.
Colour/ pattern: t2797 barley

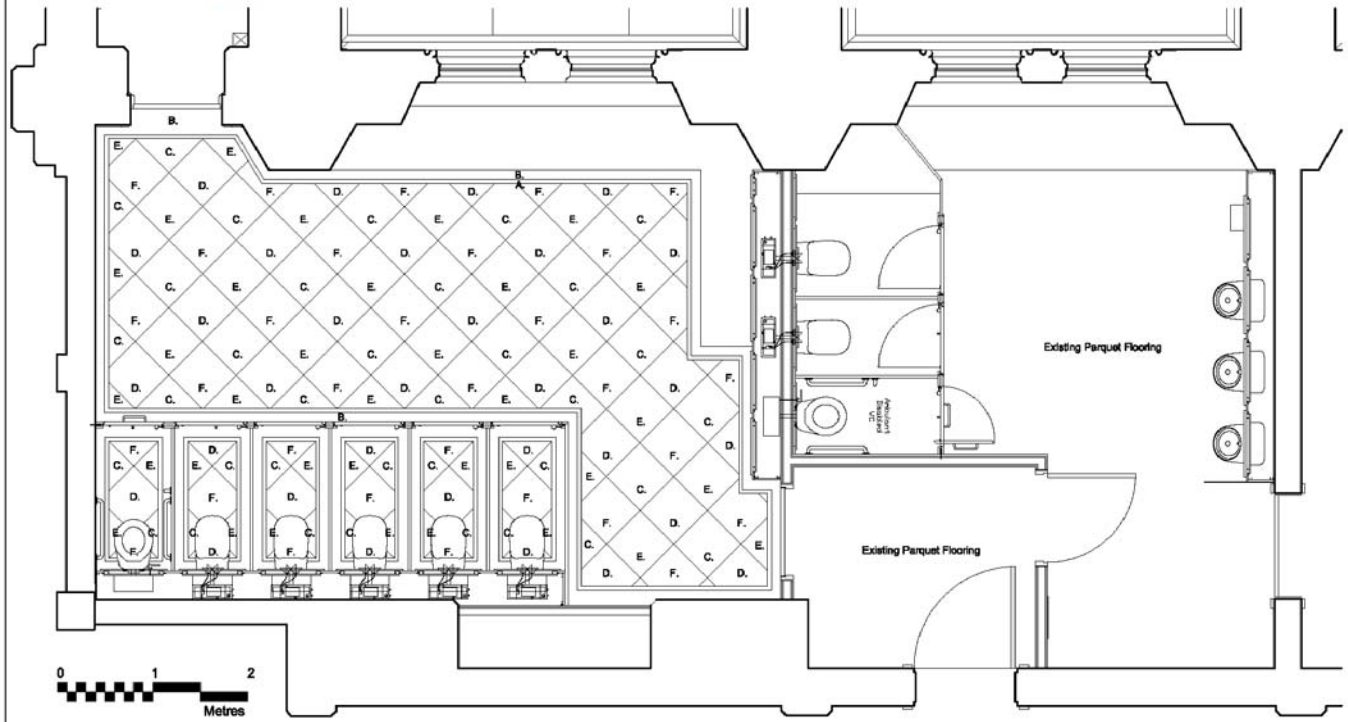

The University of Manchester

NOTES
1. DO NOT SCALE FROM THIS DRAWING.
2. ALL MEASUREMENTS ARE IN MILLIMETRES UNLESS STATED OTHERWISE.
3. THIS DRAWING IS TO BE READ IN CONJUNCTION WITH THE SPECIFICATION AND ALL RELEVANT ARCHITECTURAL, ELECTRICAL, MECHANICAL AND STRUCTURAL DRAWINGS.

Rev	Description	By	Date	Chkd	Auth

The University of Manchester

Drawing Status: PLANNING

Project: CREATION OF TOILET FACILITY

Building Name: WHITWORTH HALL

Sub Site Name: WHITWORTH HALL

Site Name: OXFORD ROAD

Drawing Title: FLOORING FINISHES PLAN AS PROPOSED

By	Drawn	Checked	Authorised
JH	CT	-	-
Scale	Date	Date	Date
1:20 @A3	09/03/12	-/-/-	-/-/-

Drawing No: 005AA-5822-A103

Revision:

APPENDIX E

AS PROPOSED PLAN & ELEVATIONS - ELECTRICAL

DO NOT SCALE: CONTRACTOR TO CHECK ALL DIMENSIONS AND REPORT ANY OMISSIONS OR ERRORS

NOTES

1. THE CONTRACTOR SHALL VISIT SITE AND CONDUCT A FULL SURVEY TO THOROUGHLY THOROUGHLY WITH THE DESIGN INTENTIONS. ANY ERRORS OR ANOMALIES SHALL BE HIGHLIGHTED TO THE ENGINEER PRIOR TO TENDER SUBMISSION. THE DRAWING SHALL NOT BE USED TO SCALE OR MEASURE FOR THE CONTRACTORS TENDER PURPOSES.
2. ALL INSTALLATIONS SHALL COMPLY TO THE LATEST RELEVANT REGULATIONS, CODES OF PRACTICE AND BRITISH STANDARDS.
3. ALL PROPOSED POSITIONS OF APPARATUS ARE INDICATIVE. THE CONTRACTOR SHALL BE RESPONSIBLE FOR THE FINAL SITE CO-ORDINATION AND POSITIONING OF ALL EQUIPMENT IN CONJUNCTION WITH THE OTHER SERVICES AND STRUCTURAL LAYOUTS.
4. ANY CABLING OR CONTAINMENT PASSING THROUGH STRUCTURAL WALLS OR CEILINGS SHALL BE APPROPRIATELY FIRE STOPPED.
5. BONDING AND EARTHING SHALL BE UNDERTAKEN TO MEET THE REQUIREMENTS OF BS 7671. CROSS BONDING SHALL BE INSTALLED AS REQUIRED.
6. ELECTRICAL CONTRACTOR SHALL CARRY OUT INSTALLATION IN ACCORDANCE WITH UNIVERSITY OF MANCHESTER STANDARD ELECTRICAL SERVICES SPECIFICATION.
7. EXISTING FIRE ALARM SYSTEM TO REMAIN IN FULL WORKING ORDER DURING THE NEW INSTALLATION WORKS. CONTRACTOR SHALL PROTECT THE SYSTEM TO MINIMISE FALSE ALARMS DURING THE WORKS. ALL PROTECTIVE COVERS TO BE REMOVED AT THE END OF EACH WORKING DAY DURING SITE WORKS.
8. ALL CONDUIT TO BE AS MARSHALL TUFFLEX WHITE SUPERTUFF.
9. CONTRACTOR TO SUPPLY AND INSTALL 6 No. WORLD DRIER AIRFORCE HAND DRIERS STEEL WHITE FINISH REF. JM-675.

LEGEND

A	WHITECROFT XOLO SM 400mm PENDANT LED LUMINAIRE c/w MICROWAVE PRESENCE DETECTION WITH HIGH-LOW/OFF SET BACK FUNCTIONALITY RADIUS/MOH + SLTK0006 TRIM RING & SLIMUNIT SUSPENSION KIT
AE	AS ABOVE BUT WITH INTEGRATED 3 HOUR SELF TEST FACILITY HKDN2/MOH/SET
B	WHITELIGHT XOLO 10W 300mm PENDANT LED LUMINAIRE c/w MICROWAVE PRESENCE DETECTION WITH HIGH-LOW/OFF SET BACK FUNCTIONALITY RADIUS/MOH + SLTK0006 TRIM RING & SLIMUNIT SUSPENSION KIT
	SURFACE MOUNTED AND SUSPENDED 58W LUMINAIRE FROM PHILIP PAYNE RANGE OF ARCHITECTURAL LUMINAIRES
PEM	SURFACE MOUNTED IP65 EMERGENCY LUMINAIRE
	LIGHT SWITCH 'N' DENOTES N-NUMBER OF WAYS 'R' DENOTES RETRACTIVE TYPE SWITCH 'K' DENOTES KEY SWITCH
1	13A SWITCHED FUSED SPUR C/W NEON INDICATOR FOR HAND DRIER
2 LL	13A SWITCHED FUSED SPUR C/W NEON INDICATOR FOR WATER HEATER MOUNTED BELOW WORK SURFACE
S	OPTICAL SMOKE DETECTOR
	AUDIBLE VISUAL SOUNDER
	SINGLE SWITCHED SOCKET OUTLET FOR CLEANER

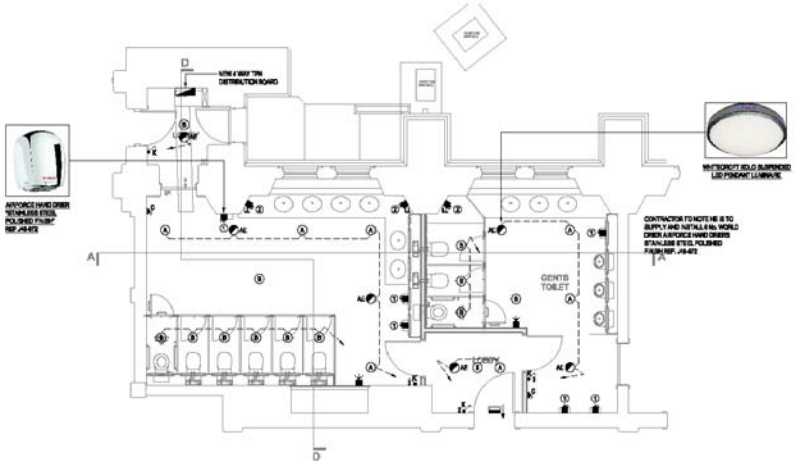

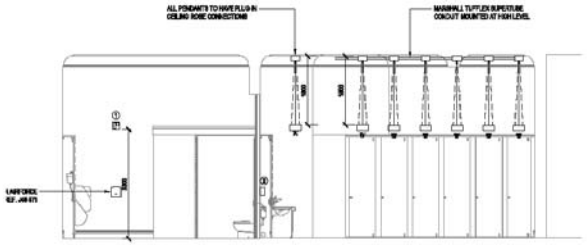

SECTION 'A'-'A'

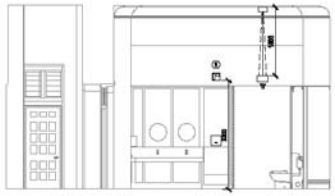

SECTION 'D'-'D'

REV	DESCRIPTION	BY	CHK	APP	DATE
P1	PRELIMINARY ISSUE	DN	CP	RC	01/05/15

QUAY WEST at RocksCity UK
TRAFFORD WHARF ROAD
TRAFFORD PARK
MANCHESTER
M17 1HW
TEL: +44 (0)161 872 3223
FAX: +44 (0)161 872 3153
e-mail: manchester@wyg.com

Project:
UNIVERSITY OF MANCHESTER
WHITWORTH HALL
NEW TOILET FACILITY

Drawing Title:
GENERAL LIGHTING, EMERGENCY LIGHTING, GENERAL POWER & FIRE ALARMS

Scale @ A1	Drawn	Date	Checked	Date	Approved	Date
1:50					ALARMS	

Project No.	Office	Type	Drawing No.	Revision
A055397/053	27	E	01	P1

© WYG Group Ltd.

FILENAME - P:\HE_PROJECTS_2055\A055397 UNIVERSITY OF MANCHESTER RNAVWORK - SMALL WORKS\053 WHITWORTH HALL CONSTRUCTION OF NEW TOILET FACILITIES\DRAWINGS\ELEVATIONS\T_053_P1_E_001.DWG - PLOTTED BY: I GRAHAM-PEGUE - PLOTTED DATE: 05 February 2015 13:17:46

APPENDIX F

AS PROPOSED PLANS & ELEVATIONS - MECHANICAL

DO NOT SCALE: CONTRACTOR TO CHECK ALL DIMENSIONS AND REPORT ANY DISCREPANCIES ON ERRORS

NOTES

1. ALL DIFFUSERS AND GRILLES TO BE SUSPENDED 150 AT A FACE HEIGHT OF 2700 AFFL. ALL EXTRACT AIR GRILLES TO BE 600 x 600 AND SUPPLY DUCTWORK TO BE 1500 x 600.
2. THE CONTRACTOR IS TO ENSURE THE SERVICE VOID BETWEEN THE LIGHT AND THE PARAPET WALL ABOVE THE ENTRANCE DOOR IS CONTINUOUS FROM ONE SIDE OF THE BUILDING TO THE OTHER AT EITHER SIDE OF THE ENTRANCE DOOR.
3. AN ASBESTOS REPORT INDICATES TRACES OF ASBESTOS IN THE FLOOR AND WALL BUILD-UP. ALL TRADES ARE TO BE MADE AWARE OF THIS AND ALL BUILDING WORKS ARE TO BE UNDERTAKEN IN ACCORDANCE WITH THE ASBESTOS REPORT. ANY DISCREPANCIES SHOULD BE REPORTED TO THE ARCHITECT BEFORE WORK COMMENCES. THESE MAY BE: - HEIGHT NEEDS TO BE MAINTAINED AS A SPECIAL LIFT TO GET INTO THE TOILET BLOCK. THE ZONING CHANGE IS ALLOWED TO EXIST ON SITE.

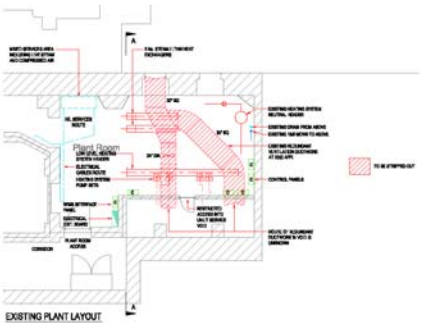

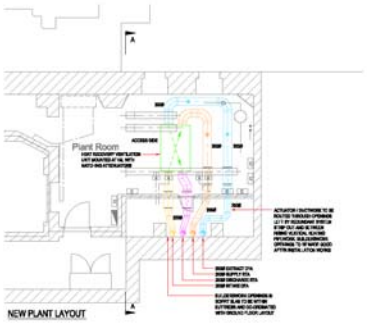

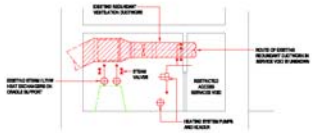
EXISTING SECTION 'A'-'A'

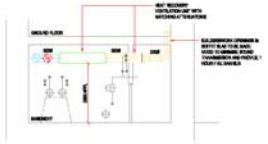
NEW SECTION 'A'-'A'

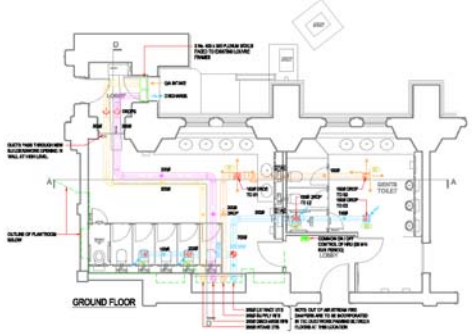

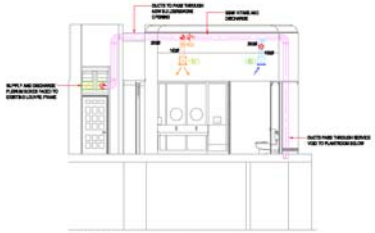
SECTION 'D'-'D'

T2	DUCTWORK ROUTES CHANGED IN ACCORDANCE WITH MEETING OF 27th No. 4	DR	IHD	SC	21/05/13
T1	TENDER ISSUE	DR	IHD	SC	25/01/13
REV	DESCRIPTION	BY	CHK	APP	DATE

QUAY WEST at MediaCity UK
TRAFFORD WHARF ROAD
TRAFFORD PARK
MANCHESTER
M17 1HH
TEL: +44 (0)161 872 3223
FAX: +44 (0)161 872 3183
e-mail: manchester@wyg.com

Project:
UNIVERSITY OF MANCHESTER
WHITWORTH HALL
NEW TOILET FACILITY

Drawing Title:
VENTILATION LAYOUT

Scale @ A0	Drawn	Date	Checked	Date	Approved	Date
1:50	DR	23/01/13	IDH	23/01/13	SC	23/01/13

Project No.	Office	Type	Drawing No.	Revision
A055397/053	27	M	001	T2

© WYG Group Ltd.

FILENAME : G:\STATUS_PROJECTS\A055397\053\523 - WHITWORTH HALL - TOILET\TENDER\PRO-WHICA\A055397_053_27_M_001.DWG | PLOTTED BY : CHRISTOPHER THORLEY | PLOTTED DATE : 13 March 2013 11:06:46

DO NOT SCALE: CONTRACTOR TO CHECK ALL DIMENSIONS AND REPORT ANY OMISSIONS OR ERRORS

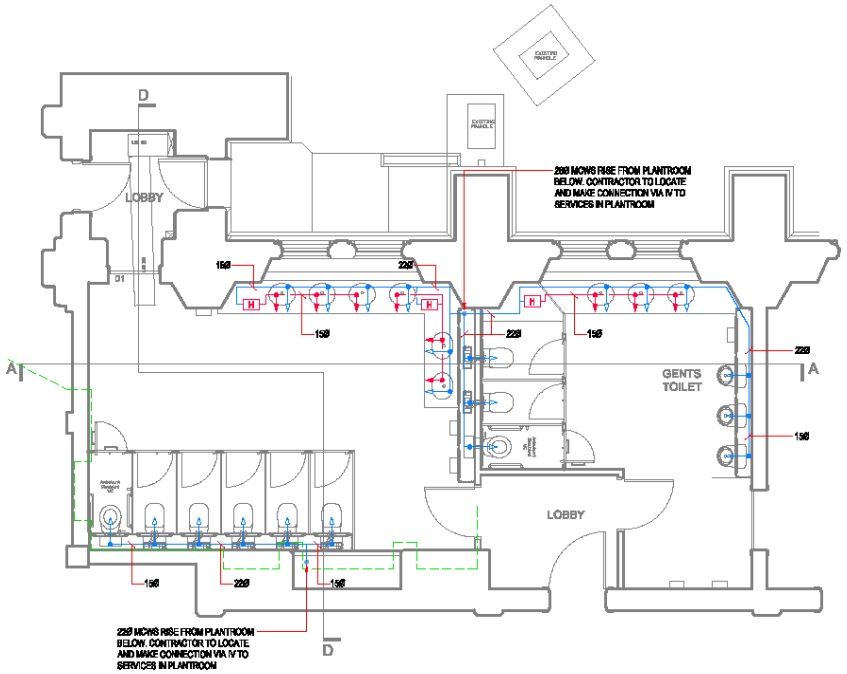

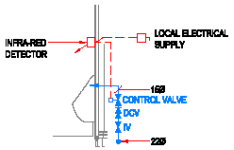

DETAIL OF INFRA-RED CONTROL AT EACH URINAL

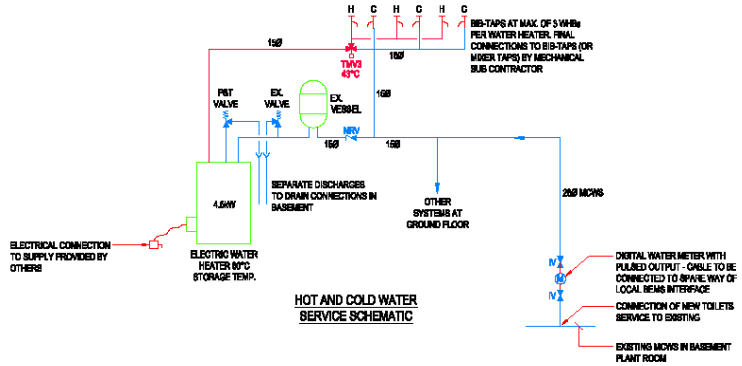

HOT AND COLD WATER SERVICE SCHEMATIC

NOTES

1. ALL INSTALLATIONS TO BE IN ACCORDANCE WITH THE WATER SUPPLY REGULATIONS AND MANUFACTURER'S INSTRUCTIONS.
2. ALL PIPEWORK TO BE COPPER.
3. FOR SELECTION OF BIB-TAPS SEE ARCHITECTURAL DESIGN INFORMATION.
4. HOT WATER SUPPLIES TO GROUPS OF WHBs VIA TMV 3 MIXING VALVE SET TO 43°C.
5. THIS DRAWING SHOWS INDIVIDUAL HOT AND COLD BIB-TAPS BUT MAY BE TWIN CONNECTION MIXER TAPS.

LEGEND

H — ELECTRIC POINT OF USE WATER HEATER AS HEATRAE SADIA MULTI-POINT 70 LITRE 4.5kW RATING. EACH COMPLETE WITH EXPANSION VESSEL, NRV AND SAFETY VALVE KITS. STORAGE TEMP TO BE SET TO 60°C. MANUFACTURER TO ALSO SUPPLY THE TMV3's.

T2	NOTES ADDED	DN	DHD	SC	31/01/13
T1	TENDER ISSUE	DN	DHD	SC	30/01/13
REV	DESCRIPTION	BY	CHK	APP	DATE

QUAY WEST at MediaCity UK
TRAFFORD WHARF ROAD
TRAFFORD PARK
MANCHESTER
M17 1HH
TEL: +44 (0)161 872 3223
FAX: +44 (0)161 872 3183
e-mail: manchester@wyg.com

Project:
UNIVERSITY OF MANCHESTER
WHITWORTH HALL
NEW TOILET FACILITY

Drawing Title:
DOMESTIC WATER SERVICES LAYOUT

Scale @ A2	Drawn	Date	Checked	Date	Approved	Date
1:50	DN	23/01/13	DH	23/01/13	SC	23/01/13

Project No.	Office	Type	Drawing No.	Revision
A055397/053	27	M	002	T2

© WYG Group Ltd.

FILENAME = S:\DATA_PROJECTS\055000-053_WHITWORTH HALL - TOILET\REVISED\ARCH\CAD\055397_002_ZP_PLEELOAD | PLOTTED BY = DESCTOPHER THOMLEY | PLOTTED DATE = 31 March 2013 12:08:08

DO NOT SCALE: CONTRACTOR TO CHECK ALL DIMENSIONS AND REPORT ANY OMISSIONS OR ERRORS

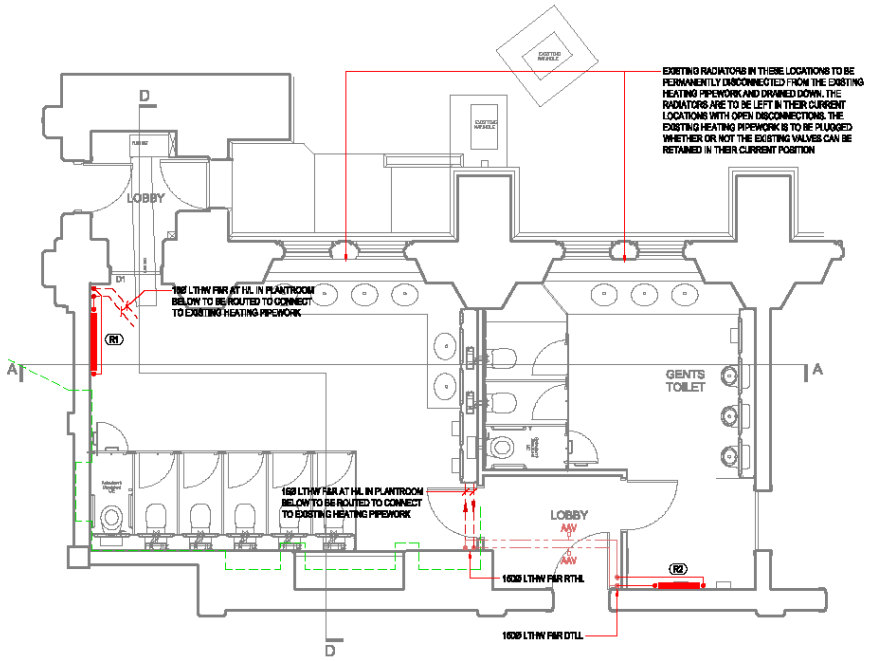

RADIATOR SCHEDULE
ZEHNDER MULTICOLUMN COMPLETTO

R1	28 SECTION	1280 x 750	2400W	SET AT 50°C
R2	21 SECTION	988 x 750	1800W	

NOTES

1. ALL PIPEWORK TO BE STEEL.
2. ALL PIPEWORK ROUTED ABOVE THE NEW LOBBY TO BE THERMALLY INSULATED.
3. ALL PIPEWORK IN THE PLANTROOM TO BE THERMALLY INSULATED.
4. ALL OTHER PIPEWORK TO BE LEFT BARE AND DECORATIVELY PAINTED.
5. ALL RADIATORS TO BE COMPLETE WITH MATCHING TRVs AND LSVs.
6. HIGH LEVEL PIPEWORK TO INCLUDE FOR AUTOMATIC AIR VENT.
7. LOW LEVEL PIPEWORK (PLANTROOM BELOW) TO INCLUDE FOR D.O.C.

REV	DESCRIPTION	BY	CHK	APP	DATE
T2	RADIATORS RELOCATED. EX. RADIATOR NOTE ADDED	DN	DHD	SC	21/02/13
T1	TENDER ISSUE	DN	DHD	SC	25/01/13

QUAY WEST at MediaCity UK
TRAFFORD WHARF ROAD
TRAFFORD PARK
MANCHESTER
M17 1HH
TEL: +44 (0)161 872 3223
FAX: +44 (0)161 872 3193
e-mail: manchester@wyg.com

Project:
UNIVERSITY OF MANCHESTER
WHITWORTH HALL
NEW TOILET FACILITY

Drawing Title:
HEATING LAYOUT

Scale @ A1	Drawn	Date	Checked	Date	Approved	Date
1:50	DN	23/01/13	DH	23/01/13	SC	23/01/13

Project No.	Office	Type	Drawing No.	Revision
A055397/053	27	M	003	T2

© WYG Group Ltd.

DO NOT SCALE: CONTRACTOR TO CHECK ALL DIMENSIONS AND REPORT ANY DISCREPANCIES OR ERRORS.

NOTES

1. ALL DRAINAGE PIPES TO BE RUN WITHIN IPS VOIDS AT CONSISTENT FALL OF 1:40.
2. THE CONTRACTOR IS TO FULLY ACQUAINT HIMSELF WITH THE ARCHITECTURAL SPECIFICATION AND SCHEDULES AND THE EXISTING BUILDING LAYOUT AND FEATURES BEFORE STARTING THESE WORKS.

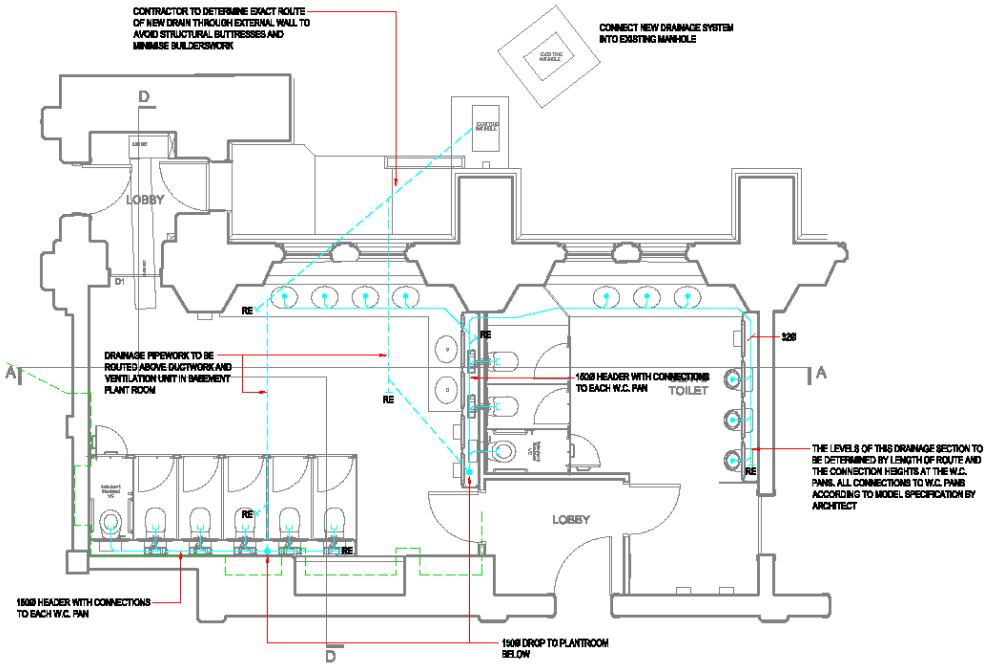

T2	DRAINAGE RE-ROUTED IN BASEMENT	DN	DID	SC	23/01/13
T1	TENDER ISSUE	DN	DID	SC	23/01/13
REV	DESCRIPTION	BY	CHK	APP	DATE

QUAY WEST at MediaCity UK
TRAFFORD WHARF ROAD
TRAFFORD PARK
MANCHESTER
M17 1HH
TEL: +44 (0)161 872 3223
FAX: +44 (0)161 872 3183
e-mail: manchester@wyg.com

Project:

UNIVERSITY OF MANCHESTER
WHITWORTH HALL
NEW TOILET FACILITY

Drawing Title:

DRAINAGE LAYOUT

Scale @ A2	Drawn Date	Checked Date	Approved Date
1:50	DN 23/01/13	DH 23/01/13	SC 23/01/13

Project No.	Office	Type	Drawing No.	Revision
A055397/053	27	M	004	T2

© WYG Group Ltd.

REVISED | G:\SURVEY_PROJECTS\055000\055397_WHITWORTH HALL_TOILET\REVISED\CAD\A055397_053_P_PLAN.DWG | PLOTTED BY: CHRISTOPHER THORLEY | PLOTTED DATE: 23 March 2013 13:57:49

APPENDIX G

SCHEDULE OF FINISHES & SAMPLE BOARDS

SCHEDULE OF FINISHES

Decoration:
All existing walls, ceilings and new plasterwork to be prepared for decoration:
1 Mist coat and 2 full coats of Matt Emulsion paint.
All windows, frames, architraves and skirtings to be fully prepared and painted with 2 coat of water based Gloss.

Nicotine stains to be remove prior to decoration.

Internal stone window reveals to be painted in contrasting colour to the wall

Flooring:

Male Toilet & Lobby
Existing Parquet Flooring:
Lift and re-bed, sanded and sealed with one coat Bona Prime Intense and three coats of Bona Traffic HD, as per floor specialists specification.

Female Toilet New Tiles: Linoleum.
Manufacturer: Forbo Flooring
Product reference: Forbo Marmoleum® dual.
Size: 500 x 500 mm.
Thickness: 2.5 mm.
Colour/ pattern: See drawing 01AA-5822-A103 for full flooring spec and layout.

Doors:
Existing:
D1 - Remove all modern ironmongery, repair, remove paint and re-varnish, fit new ironmongery.
Allow for new door to match existing if deemed un-repairable.
D4 - Remove all modern ironmongery, repair, varnish, fit new ironmongery.
D5 - Remove all modern ironmongery, repair, varnish, fit new ironmongery.

New Flush fit Doors:
D2 - Supply and fit new door, fit new ironmongery.
D3 - Supply and fit new door, fit new ironmongery.

Windows:
Metal opening lights to be overhauled to provide effective operation. Remove paint back to metal and prepare for base coat and top coat. Include for manual winders.
Apply obscuring film to existing glass.

IPS System:
Manufacturer: Thislington Cubicles
- Product reference: sentry
Dimensions: 2700mm high
Panels:
- Material: Woodlam veneer
- Finish/ Colour: Silk / Wenge Crown Cut
- Exposed edges: Wood veneer
Supports: Manufacturer's standard
Accessories/ Other requirements: removable access panels, veneer skirtings

Vanity Units:
Manufacturer: Thislington Cubicles
- Product reference: visor
Dimensions: Standard hight
Worktop:
- Material: Solid Granite
- Finish/ Colour: Black
- Exposed edges:
Panels:
- Material: Woodlam veneer
- Finish/ Colour: Silk / Wenge Crown Cut
- Exposed edges: Wood veneer
Supports: Manufacturer's standard
Accessories/ Other requirements: removable access panels, veneer skirtings

WC Cubicle System:
Manufacturer: Thislington Cubicles
- Product reference: flow
Dimensions: 2700 mm high
Doors:
- Material: Woodlam veneer
- Finish/ Colour: Silk / Wenge Crown Cut
- Exposed edges: Wood veneer
Panels:
- Material: HPL or CGL
- Finish/ Colour: M003 Maryland Foncé
- Exposed edges:
Supports: Manufacturer's standard
Accessories/ Other requirements:

URINALS AND AUTOFLUSHING CISTERNS:
Contour HygenIQ Bowl Fully Concealed Urinal (S611901)
Manufacturer: Armitage Shanks.
- Web: www.idealstandard.com.
- Email: info@thebluebook.co.uk.
- Product reference: S6110 (UR H) Contour urinal, 670 mm

Wastes: S8850 1½" plastics domed strainer waste, 45 mm unslotted tail.
Tubular traps: S8970 1½" plastics P trap with 75 mm seal, multi-purpose outlet suitable for plastics and BS copper pipe.
Cistern: TBC.
Flushing pipe: TBC.
Accessories: TBC.
Flushing systems: TBC.

WCS AND CISTERNS:
Manufacturer: Ideal Standard (UK) Ltd.
- Web: www.idealspec.co.uk.
- Email: ukcustcare@idealstandard.com.
- Product reference: Jasper Morrison back-to-wall WC suite

Pan: E6221 Jasper Morrison, horizontal outlet and fixing brackets
Seat and cover: E6214 Jasper Morrison soft closing, quick release.
Cistern: S3624 Conceala 2 with cover, pneumatic dual flush valve fittings, top supply.
- Operating control: E4437 Ideal Standard contemporary flush plate, chrome plated.

SINKS, TAPS, TRAPS AND WASTES : GENERALLY

WASH BASINS:
Manufacturer: Armitage Shanks.
- Web: www.idealstandard.com.
- Email: info@thebluebook.co.uk.
- Product reference: S2560 Marlow 560 mm washbasin with unglazed rim.

Water supply fittings: A4183 - Sensorflow 21 Tubular 23cm Panel Mounted spout & sensor, mains.
Wastes: [S8733 1¼" Anti-theft chrome plated waste, swivel plug, slotted tail].
Traps: TBC.
Accessories: TBC.

Mirrors:

MIRRORS TO FEMALE VANITY IPS
Material: Class C safety glass to BS 6206.
Quality: Free from tarnishing, discolouration, scratches and other defects visible in the designed viewing conditions. Reflection undistorted.
Size: Unframed 450 dia. circle, 4mm thick.
Backing: Aluminium foil.
Edges: grid to a safe edge.
Fixing: CP dome top wood screws with polythylene sleeves and washers.
Installation: Accurately with sides vertical.

FULL LENGTH MIRRORS TO MALE AND FEMALE WALLS
Material: Class C safety glass to BS 6206.
Quality: Free from tarnishing, discolouration, scratches and other defects visible in the designed viewing conditions. Reflection undistorted.
Size: Unframed 450mm x 1525mm, 4mm thick.
Backing: Aluminium foil.
Edges: grid to a safe edge.
Fixing: CP dome top wood screws with polythylene sleeves and washers.
Installation: Accurately with sides vertical.

Hand dryers:
See Electrical Engineers Drawings & Specification for details.

lighting:
See Electrical Engineers Drawings & Specification for details.





APPENDIX H

SCHEDULE OF LISTING

SJ 8496 VICTORIA UNIVERSITY OF MANCHESTER
698-1/21/614 including Christie Library, Whitworth Hall
18/12/63 OXFORD ROAD
Grade II* (west side)

Formerly known as: Owens College, Oxford Street, Chorlton-on-Medlock.
University. West range begun 1870, east range 1883-7 and north range 1888, all by Alfred Waterhouse; with Whitworth Hall added to south end of east range c.1895-1902 by Paul Waterhouse. Sandstone Ashlar, red tiled roofs with fishscale bands. Large and irregular plan round a courtyard which is open at the south-west corner. Gothic style. The WEST RANGE (Main Building), the first on the site, in domestic scale and style, of 2 storeys plus basements and attics, has a projected gabled wing in the centre flanked by large canted entrance bays which have gabled porches with moulded 2-centred doorways and large 2-centred arched windows of 3 stepped lancet lights rising into steep gables, and tall coupled arched windows in the flanks (some with stepped sills); the central wing has a canted 2-storey bay at the gable end with a niche at ground floor containing a carved shield, a large 5-light window at 1st floor and a tiled hipped roof, a clock face in the apex of the gable, side walls with gables, and a fleche on the roof. The outer wings differ in plan and elevation; all parts have various mullioned, arched and arcaded windows, and small gabled dormers and tall stone chimneys. The EAST RANGE (the main façade to Oxford Street) is monumental in scale and style, asymmetrical, with a very large rectangular tower at the south end, a 2-storeyed entrance archway to the left of this and a tall 4-storey 7-bay range to the right. The entrance archway has a wide 2-centred moulded arch, and above this a stepped triple lancet in a gable flanked by pinnacles. The tower, with pilastered corners and an octagonal stair-turret at the north-east corner, has a very large 2-centred arched doorway with splayed reveal including foliated niches, 4 orders of moulding, and hoodmould with apex carried up to form a pedestal to a 1st floor niche with a statue; arcaded windows on 6 stages (successively 5, 5, 3, 3, 5 and 5 lights), all different and those at the top stage with a colonnaded screen; and a steep saddle-back roof with banded cladding of lead and tiles. In the angle with the main range to the right is a tall 2-bay canted staircase which has buttresses, tall 2-light windows with geometrical tracery, and an arcaded parapet. The main range itself, 4 storeys diminishing in height and 7 bays with buttresses square at ground floor and chamfered above, terminating in pinnacles, has arcaded windows filling each bay, those at ground floor segmentalheaded with transoms and arched lights, those at 1st and 2nd floors with shafts and 3 square-headed lights and those at 3rd floor with 4 arched lights; and a corbel table and blind arcaded parapet to each bay. WHITWORTH HALL (to the left of the entrance archway), of 2 unequal storeys and 8 bays plus a corner tower at the south end, has buttresses, coupled segmental-headed windows at ground floor, bands of blind arcading between floors, and tall 2-light transomed windows with cinquefoil lights at 1st floor; an elaborate 2-storey gabled porch to the 1st bay with pinnacles, blind-arcading in the gable and open arcading linking the gable to the pinnacles on either side, and a 2-centred doorway moulded in 3 orders; and a 3-stage corner tower with a tiered segmental oriel, corner pinnacles, octagonal belfry and short spire, all in elaborate Gothic style. Various other portions in similar style. Interior not inspected.