The copyright in this document (including its electronic form) shall remain vested in the Designer but the Client shall have a licence to copy and use the document for the purpose for which it was provided. The Designer shall not be liable for the use by any person of this document for any purpose other than that for which the same was provided by the Designer. This document shall not be reproduced in whole or in part or relied upon by third parties for any use whatsoever without the express written authority of the Designer.

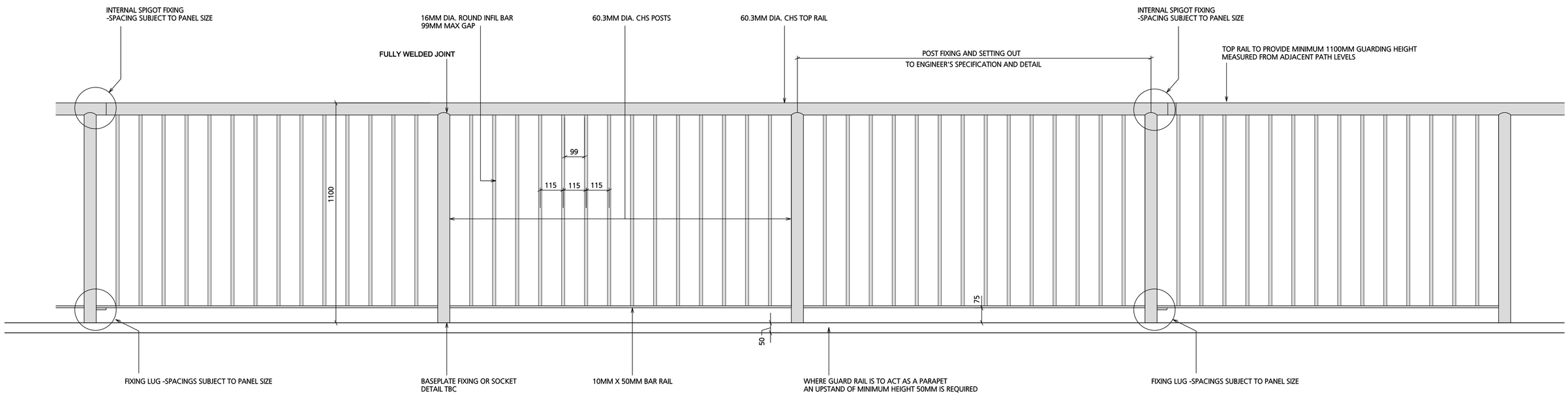

GUARDRAIL WITH INFILL PANEL REF:GR-A ELEVATION (1:10)

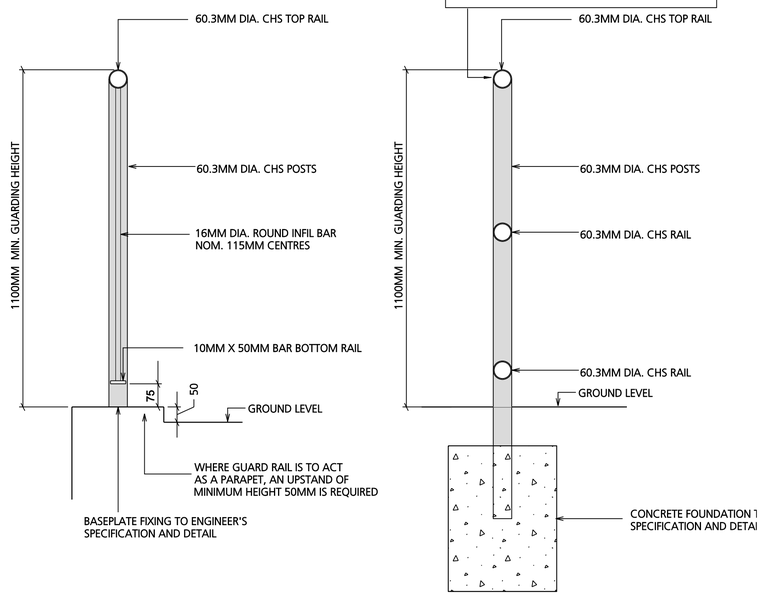

TYPE GR-A
SECTION (1:10)

TYPE GR-B

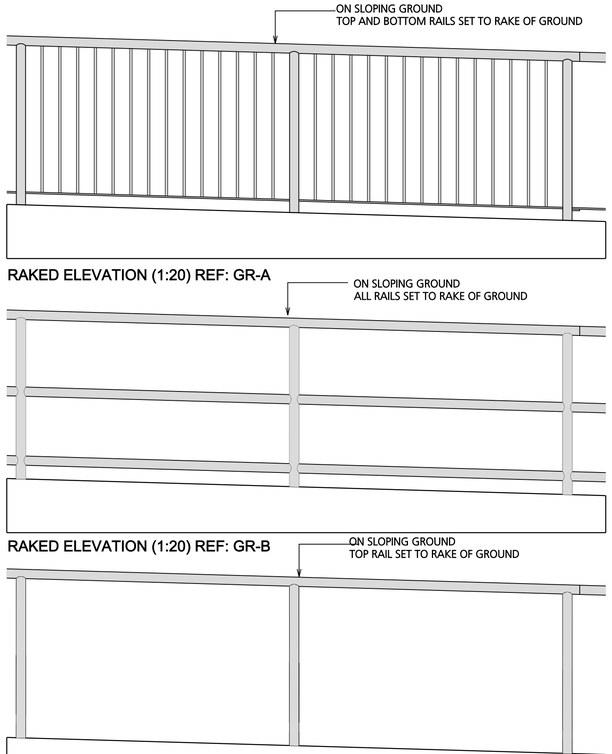

RAKED ELEVATION (1:20) REF: GR-A

RAKED ELEVATION (1:20) REF: GR-B

RAKED ELEVATION (1:20) REF: GR-B (TYPE 2)

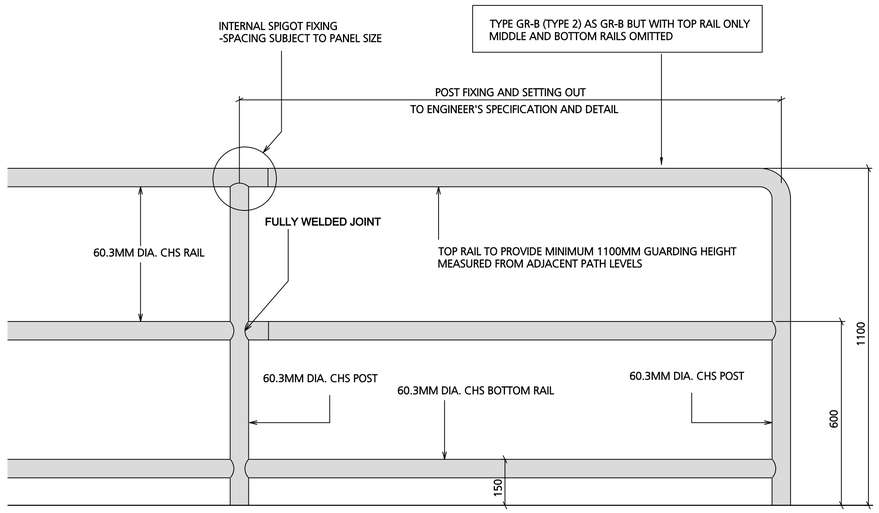

GUARDRAIL WITH NO INFILL PANEL REF:GR-B ELEVATION (1:10)

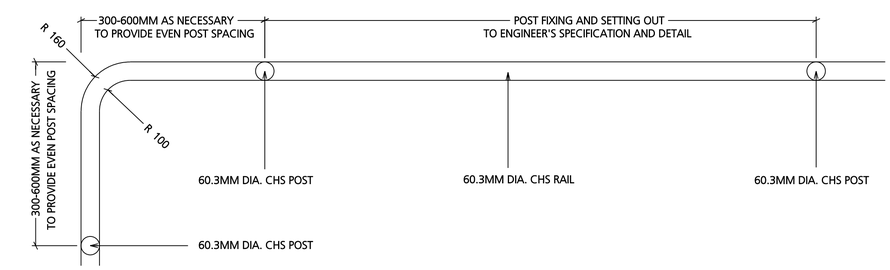

GUARDRAIL CORNER DETAIL REF:GR-B PLAN (1:10)

RAILING COLOUR FINISHES

TRAFFIC YELLOW RAL 1023

METRO SILK GREY RAL 7044

Note:

-THIS DETAIL TO BE USED AT PLATFORMS AND LANDINGS AT STOPS WHICH REQUIRE GUARDING BUT DO NOT REQUIRE HANDRAIL PROVISION

REFER TO SPECIFICATION MPT3A-AL0-00-ZSP-604 SERIES 400
ROAD RESTRAINT SYSTEMS (VEHICLE AND PEDESTRIAN) APPENDIX 4/1

REFER TO SPECIFICATION MPT3A-AL0-00-ZSP-619 SERIES 1900
PROTECTION OF STEEL AGAINST CORROSION APPENDIX 19/1

ALL MILD STEEL ELEMENTS TO BE GALVANISED TO BS EN ISO 1461 AFTER FABRICATION
PAINT FINISH AS ABOVE

Rev	Date	Detail	Made	Chk'd	App'd
Q03	07.03.11	RAILING CORNER DETAIL ADDED	AJH	CM	RM
Q02	16.02.11	GR-B (TYPE 2) ADDED	AJH	CM	RM
Q01	05.08.10	CONSTRUCTION ISSUE	AJH	CM	RM
D02	28.01.10	BOTTOM RAIL AND PARAPET UPSTAND ADDED	AJH	CM	RM
D01	08.10.09	DETAIL DESIGN ISSUE	AH	CM	RM
P01	12.06.09	FIRST ISSUE	MB	CM	RM

Client: GMPTE

MPT Laing O'Rourke VolkerRail Thales

Design:	CM
CAD:	MB
Chk'd:	CM
App'd:	RM
Scale:	1:10 & 1:20@A1
Date:	10.06.09

MANCHESTER METROLINK PHASE 3A
ALL LINES

Title: TYPICAL GUARDRAIL DETAILS

Drg No' MPT3A-AL0-00-LDG-603

Rev: Q03

cm | A1

DRG Path: R:\908023 GMPTE Metrolink Phase 3 A\Cad\Standards and Project CAD Guides\current\A1 Landscape test.dwg User: grahamhutt Plot time: 08-06-09 @ 1:48pm

AL0-00-LDG-603.dwg 07/03/2011 11:56:15