plan
scale: 1 to 100

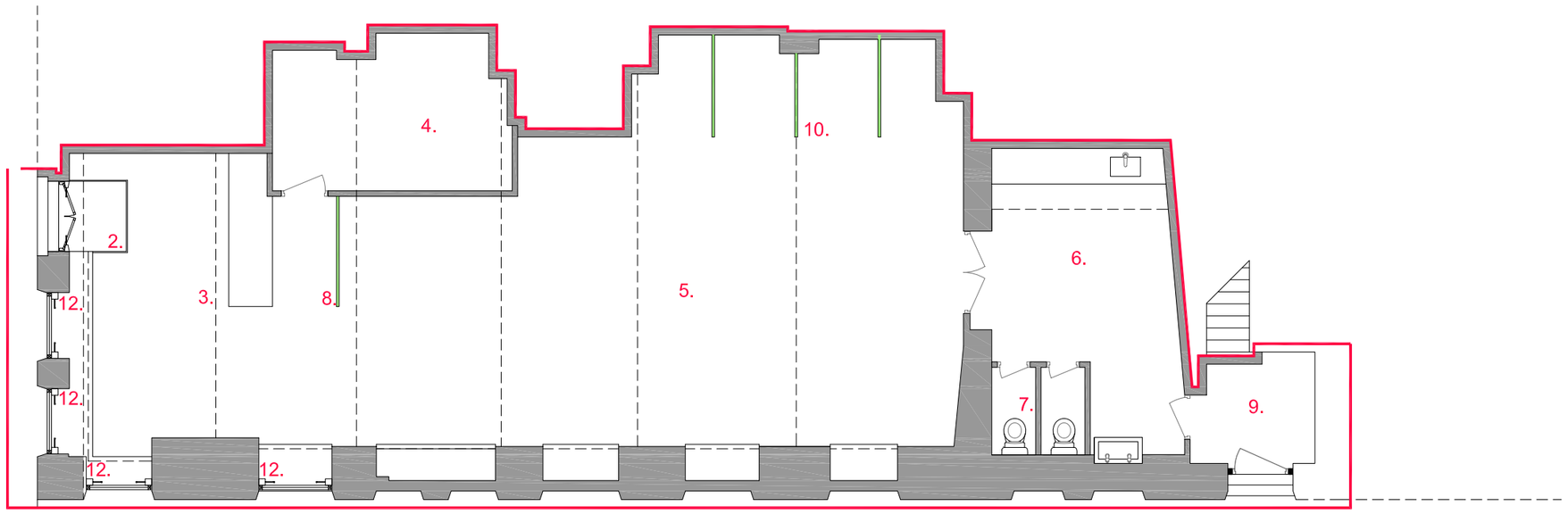

south west elevation
scale 1 to 200



south east elevation
scale 1 to 200



cross section from south west to north east elevation
scale 1 to 200

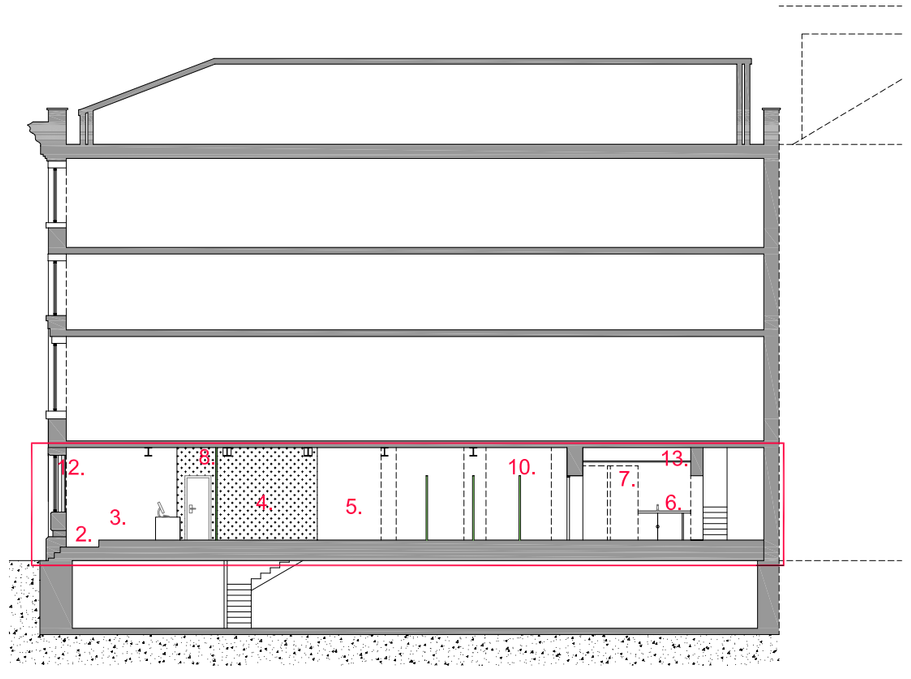

north east elevation
scale 1 to 200

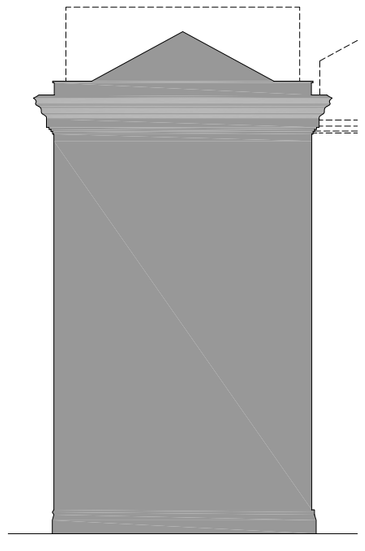

north west elevation
scale 1 to 200



Please Note

- do not scale from this drawing - use figured dimensions only
- read in conjunction with all other consultants/specialists drawings. report any discrepancies before affected work commences
- all setting out dimensions to be checked on site by contractor before work commences
- this drawing remains copyright of whitebox architecture. copy/distribute only with consent of author

Revision

rev A_ 09.07.12 - remove roller shutters / revised annotation

KEY

1. - existing external roller shutters removed - no external structural alterations new signage to be submitted under separate application
2. - public entrance
3. - reception / waiting area
4. - office - new stud work walls built around existing ceiling I beams
5. - main studio space - freestanding space dividers
6. - staff kitchen and w.c.'s
7. - ambulant disabled W.C. stalls
8. - fixed screen between underside of ceiling I beam to timber floor below - fixed with standard D brackets to the new office stud wall and floor - not attached to I beam
9. - shared emergency exit route
10. - freestanding space divider
11. - existing window slats replaced with single pane of glass
12. - new internal lattice secuirty grills powdered coated black fitted to existing reveal

12.1.- new back of house suspended ceiling 40mm square grid / 600mm 600mm ceiling tiles - lights mounted in tiles

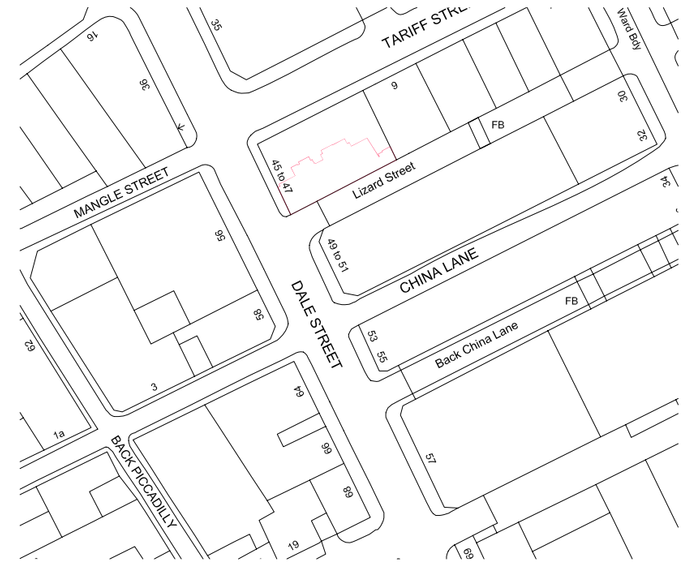

White Box

2 Swinton Square
King Street
Knutsford
Cheshire
WA16 6HH

T 01565 754 500
F 01565 754 600
E studio@whiteboxarchitecture.com

www.whiteboxarchitecture.com

Project
wobble you

DWG
proposed

Project No 2151
DWG No 103
DWG Date May 2012
DWG Scale As stated @ A2
Revision _Planning A

©