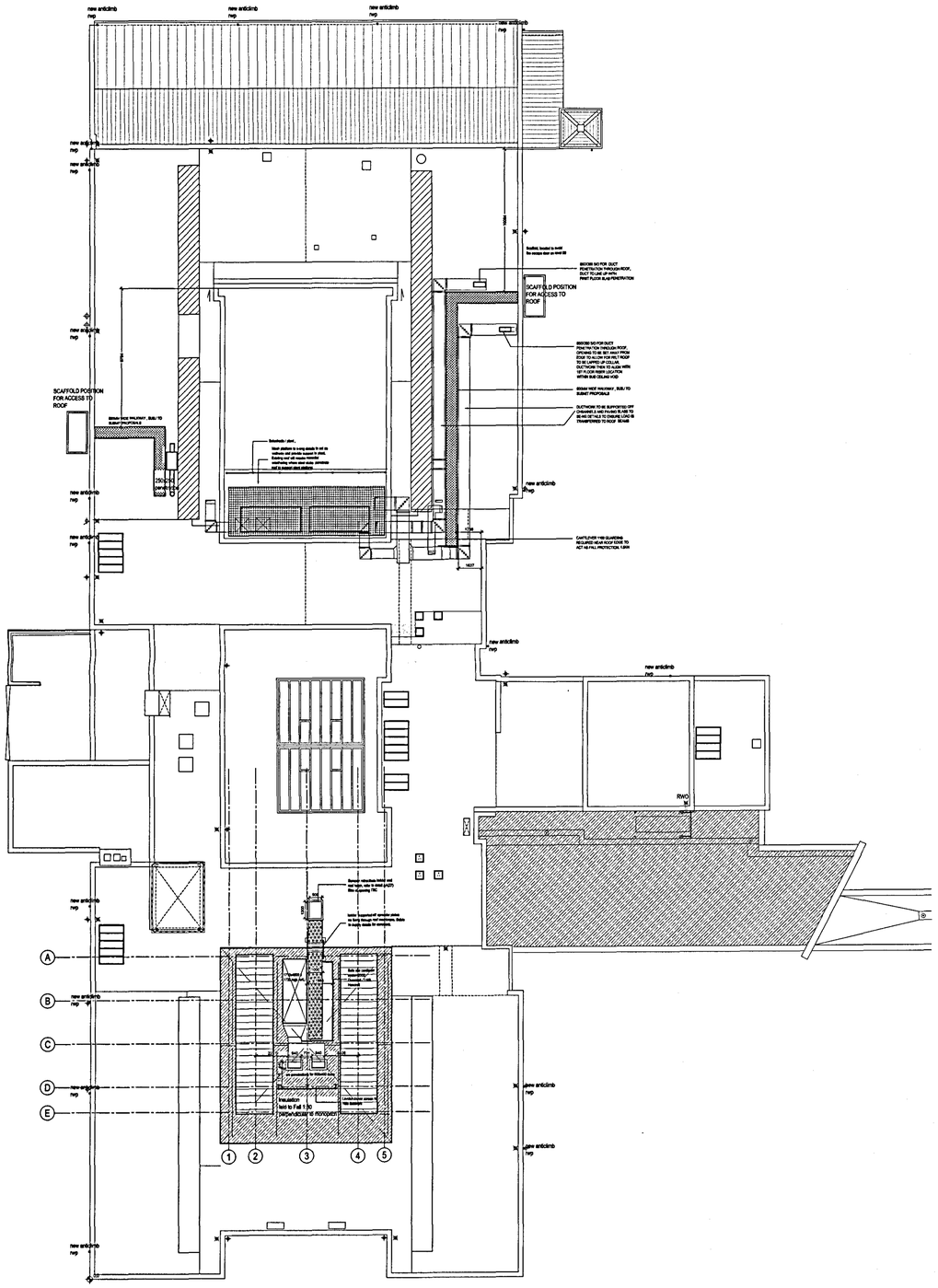

PLANNING AND BUILDING CONTROL
20 OCT 2011

Notes

Copyright: All rights reserved.
This drawing must not be reproduced without permission.
This drawing must not be scaled. Dimensions are in millimetres unless specified.

REFER TO BELOW DRAWING SERIES AS REQUIRED
Existing plans, sections & elevations refer to AE(0-) series drawings
External demolitions refer to AE(2-) series drawings
Proposed GA plans, sections and elevations refer to AG(0-) series drawings
Slab setting out refer to AG(1-) series drawings
Drainage setting out refer to AG(1-) series drawings
Partition strategy & Patress layouts refer to AG(22) series drawings
Internal setting out drawings refer to AG(22)series drawings
Stair layouts refer to AG(24) series drawings
Fire strategies refer to AG(39) series drawings
Glazing and blind strategies refer to AG(41)series drawings
Corner protection refer to AG(42) series drawings
Internal finishes refer to AG(43) series drawings
Ceiling strategies and layout drawings refer to AG45) series drawings
FFE layouts refer to AG(72) series drawings

Slab details refer to AA(1-) series drawings
External wall details refer to AA(21) series drawings
Internal partition types refer to AA(22) series drawings
Patress details refer to AG(22) series drawings
Intermediate slab details refer to AA(23) series drawings
Roof details refer to AA(27) series drawings
External opening details refer to AA(31) series drawings
Internal opening details refer to AC(32) series drawings
Floor details refer to AA(43) series drawings
Ceiling details refer to AA(44) series drawings

Note not all drawing series listed above, contractor to check Issue Sheet

EXISTING SINGLE PLY MEMBRANE ROOF COVERING TO BE RETAINED

ICOPAL SINGLE PLY MEMBRANE ROOF COVERING ON INSULATION LAID TO FALL

EXISTING CONCRETE TILED PITCHED ROOF

FALZINC ROOF

EXISTING ROOF LIGHT BOARDED OVER. CONTRACTOR TO ENSURE THAT ROOFLIGHT IS NO LONGER GLAZED AND HAS 18MM WPB PLY WOOD BOARDING FIXED TO FRAME

North Point.

Key Plan.

Rev	Date	Revision Note	By	Check
C2	03-10-11	New walkway added	MR	--

EllisWilliams Architects
Wellfield, Chester Road
Preston Brook WA7 3BA
T: +44 1928 752 200
F: +44 1928 793 953

Job title: Barlow High School
Drawing title: Block A Roof Plan

Status	File Name	X-Ref File
CONSTRUCTION		

Drawn by	date	checked by	date	Scale at A1	Scale at A3
JRW	10.12.09			1:200	1:400

Job no.	CPI cat.	Dwg no.	Revision
1562	AG(0-)	A16	C2

Contractors Drawing No.

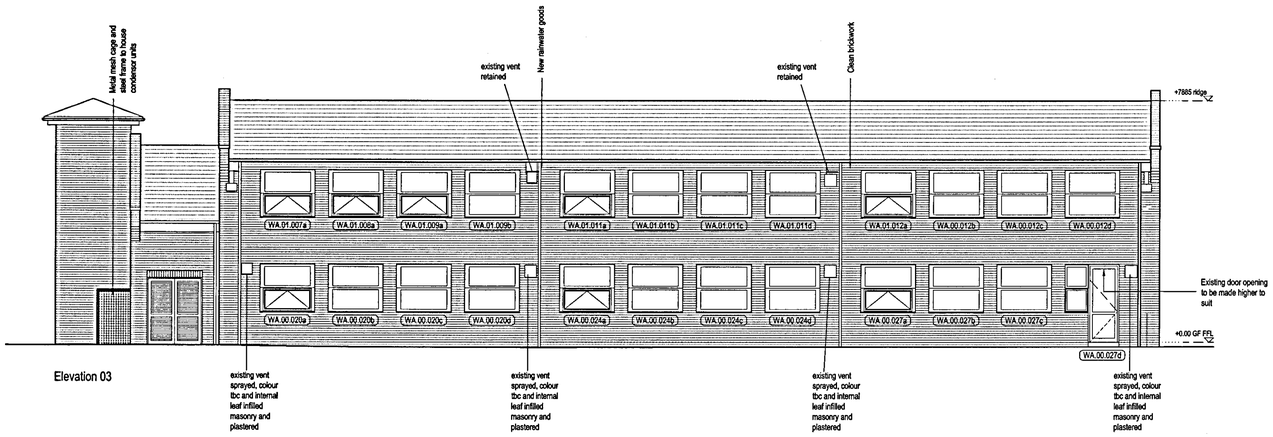

Elevation 03

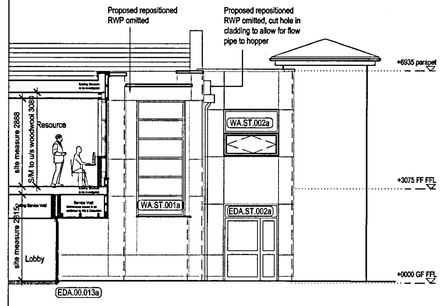

Proposed Sectional Elevation P-P

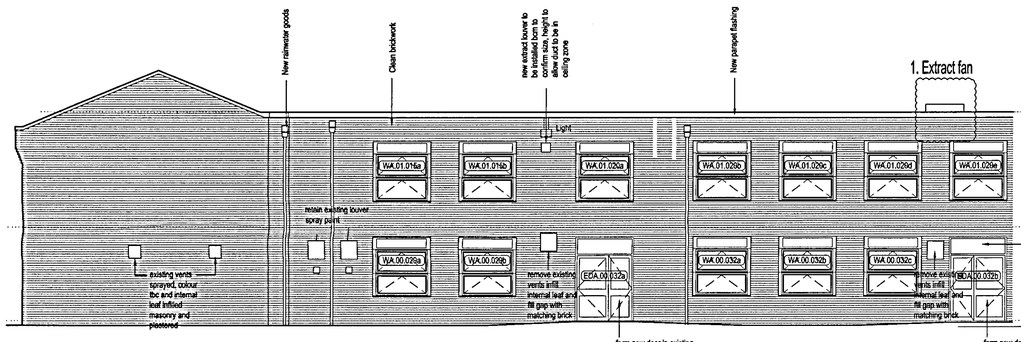

Elevation 04a

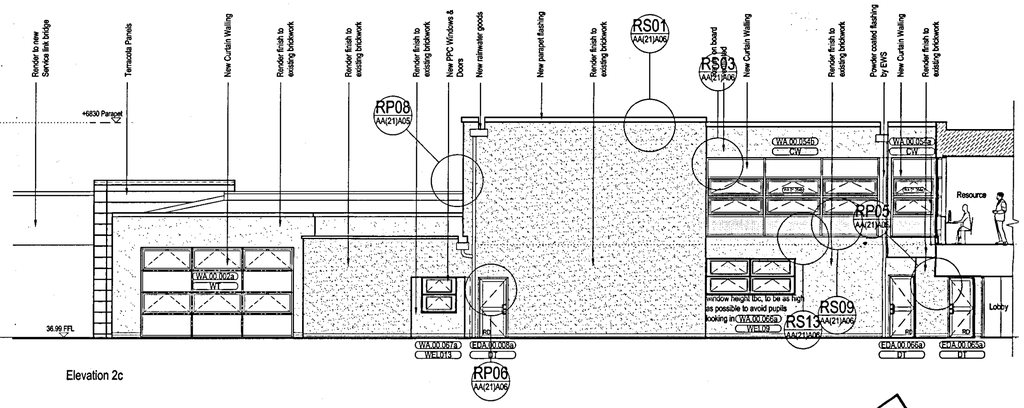

Elevation 2c

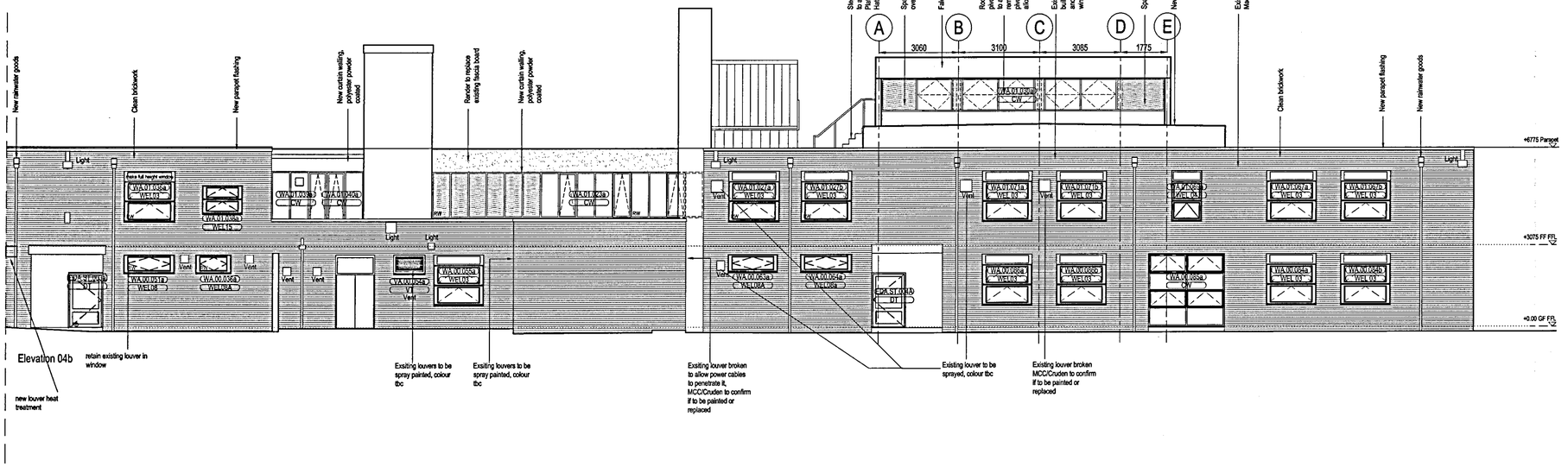

Elevation 04b

PLANNING AND BUILDING CONTROL
20 OCT 2011

Notes

Copyright: All rights reserved.
This drawing must not be reproduced without permission.
This drawing must not be scaled. Dimensions are in millimetres unless specified.

REFER TO BELOW DRAWING SERIES AS REQUIRED
Existing plans, sections & elevations refer to AE(0-) series drawings
External demolitions refer to AE(2-) series drawings
Proposed GA plans, sections and elevations refer to AG(0-) series drawings
Slab setting out refer to AG(1-) series drawings
Drainage setting out refer to AG(1-) series drawings
Partition strategy & Patress layouts refer to AG(22) series drawings
Internal setting out drawings refer to AG(22)series drawings
Stair layouts refer to AG(24) series drawings
Fire strategies refer to AG(39) series drawings
Glazing and blind strategies refer to AG(41)series drawings
Corner protection refer to AG(42) series drawings
Internal finishes refer to AG(43) series drawings
Ceiling strategies and layout drawings refer to AG45) series drawings
FFE layouts refer to AG(72) series drawings

Slab details refer to AA(1-) series drawings
External wall details refer to AA(21) series drawings
Internal partition types refer to AA(22) series drawings
Patress details refer to AC(22) series drawings
Intermediate slab details refer to AA(23) series drawings
Roof details refer to AA(27) series drawings
External opening details refer to AA(31) series drawings
Internal opening details refer to AC(32) series drawings
Floor details refer to AA(43) series drawings
Ceiling details refer to AA(44) series drawings

Note not all drawing series listed above, contractor to check issue Sheet

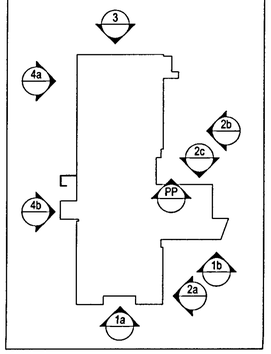

North Point.

Key Plan.

Rev	Date	Revision Note	By	Check
C10	13-10-11	extract fan added	SM	SM
C10	09-11-11	vents amended	SM	SM
C9	19-09-11	vents amended	SM	SM
C8	27-07-11	tb c-wall	JRW	SM
C7	28-06-11	new rwp and louver added	JRW	SM
C6	21-06-11	sectional pp	JRW	SM
C5	13.06.11	Nib introduced to library - elevation 05	JRW	SM
C3	25-05-11	jambs to windows	JRW	--
C2	24-05-11	windows amended	JRW	--
C1	17-05-11	windows amended	JRW	--

EWI™
EllisWilliams Architects
Wellfield, Chester Road
Preston Brook WA7 3BA
T: +44 1928 752 200
F: +44 1928 795 953

Job title: Barlow High School					
Drawing title: Block A Elevations_Sheet 2					
Status: Preliminary		File Name		X-Ref File	
Drawn by: PM	date: 30.10.09	checked by	date	Scale at A1: 1:100	Scale at A3: 1:200
Job No.: 1562	CPI cat.: AG(0-)		Dwg No.: 62		Revision: C10
Contractors Drawing No.					