Products from the comprehensive range of

(90.3) JH2
MAY 2003

HERAS®

U.K. FENCING SYSTEMS



THE 'HERAS CHAPERON' RANGE

ATTRACTIVE	Security with a subtle stylishness
VERSATILE	Range incorporates various design options
VANDAL-RESISTANT	Rigid, robust and resilient barrier
MODULAR	Simple and economical to repair any damage

HERAS.....WHERE **EXCELLENCE** IS **TRADITION**

WELDED MESH PANELS

WELDED MESH PANELS

SIMPLE TO INSTALL BY FOLLOWING THESE GUIDELINES...

PALLAS MESH

Post holes of required dimensions (dependent on ground conditions) should be excavated and posts fitted at approximately 2.5 metre centres using a Pallas panel as a template.

Post height above ground to be determined depending on customer's requirements.

Panel fixed to post by suspending the top horizontal wires onto the top fixing clip on the post. (See insert 1)

Cover clip fixed trapping the end verticals of each panel and secured with Herashead security bolts.

When panel is located, fit remaining clip fixings to full height of panel.

(Insert 1)

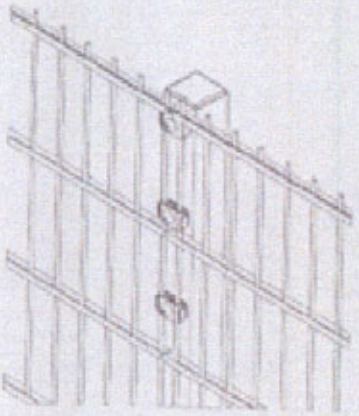

Stepping

In the event of installing on sloping ground, post to be erected vertically and panels can be stepped approximately 150mm maximum by suspending the top horizontal on the second clip from the top of the post. (see insert 2)

If the slope exceeds 150mm over 2.5 metres the panel should be shortened and additional posts installed to accommodate the required slope.

(Insert 2)



TRITON MESH

Post holes of required dimensions (dependent on ground conditions) should be excavated and posts fitted at approximately 2.5 metre centres using a Triton panel as a template.

Post height above ground to be determined depending on customer's requirements.

Panel fixed to post by suspending the top horizontal wires under the top profile beam on the second clip from the top of the post. (See insert 3). NB. On level ground the bottom clip is unused, and often below ground level.

Cover clip fixed trapping the end verticals of each panel and secured with Herashead security bolts.

When panel is located fit remaining clip fixings to full height of panel.

(Insert 3)



Stepping

This system has been designed to be stepped in standard increments of 150mms. In the event of installing on sloping ground, post to be erected vertically and panels to be stepped a standard distance of 150mms by suspending the first horizontal wire under the top profile beam on the third clip from the top of the post. This brings the bottom clip into play.

If the slope exceeds 150mm over 2.5 metres the panel should be shortened and additional posts installed to accommodate the required slope.

(Insert 4)

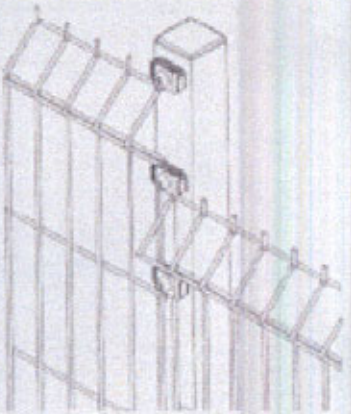

Higher fences

These can be achieved by fixing one panel above another, selecting standard panels from the range to achieve the required height. Heavier duty posts may be necessary, full details can be supplied upon request.

If security toppings are required we recommend that posts be extended vertically by 300mm.

...ain of continual ...uct improvement ...ires us to reserve ...right to change ...pecification ...ils contained ...in without prior ...se.

...AS U.K.
...CING SYSTEMS
...ONS WAY
...R HILL
...NCASTER
...TH YORKSHIRE
...4 8WA
...: 01302 364551
...: 01302 322401
...ail:
...sales@herasuk.co.uk



...de is compliance with ...ous' Quality standards

WELDED MESH PANELS

STYLISHLY APPEALING

The systems within the 'Heras Chaperon' range are ideal where security is required but without an oppressive and intimidating appearance. They are designed to be strong and resilient and yet remain unobtrusive and elegant. Coming as they do in a wide choice of colours, these systems are capable of blending into their environment or enhancing their surroundings as a design feature.

A SPECIFIER'S CHOICE

The Chaperon range provides the specifier with 'mix and match' options involving two attractive panel designs and two unique post designs. Such is the flexibility and versatility of these systems that they are suitable for all types of enclosure, and will never look out of place.

BUILT-IN SECURITY

Panels are fully welded and manufactured from heavy gauge wires. Unlike some woven meshes, a number of cuts are necessary before access can be gained. The panels are designed with small vertical spacings, making climbing difficult. All fixings are tamper proof. The security aspect of these systems can be enhanced through the use of barbed wire or barbed (razor) tape toppings and all posts can be supplied with extensions to carry such toppings.

INEXPENSIVE REPAIRS

In the event of damage, there is a benefit in having chosen a modular system in that individual panels and posts can be replaced without the need to review the whole fence.

MATCHING GATES

Heras manufactures a comprehensive selection of swing gates, both single and double, that can be clad to match the Chaperon range of systems - full details are contained in our HG1 literature. Also featured in separate literature are details of Heras Cantilever Sliding Gates and Tracked Sliding Gates.

CHOICE OF FINISHES

All systems are available in a galvanised finish. In addition they can be colour coated, significantly increasing life expectancy, in a wide choice of colours. Full details are available on application.

TWO PANEL OPTIONS



a) PALLAS PANELS

Pallas panels are manufactured using 6.00mm vertical wires and twin 8.00mm horizontal wires which result in a very strong mesh and a very stable fence.

The mesh is 50 x 200mm, fully welded at every intersection. As with Triton panels, Pallas gives the option of installing the barbed edge at the top of the fence or at the bottom. A lighter gauge Pallas panel (Pallas 'L') is also available incorporating 5.00mm vertical wires and twin 6.00mm horizontal wires.

The width of Pallas panels suits post centres of approx. 2.50mtr and the following heights are available as standard:-

Type	Panel Height mm
PALLAS 100	1030
PALLAS 120	1230
PALLAS 180	1830
PALLAS 200	2030
PALLAS 240	2430



b) TRITON PANELS

Triton panels are manufactured from 5.00mm thick steel wire with profiled horizontal sections that significantly increase the rigidity of the panel. The mesh itself is 50mm x 200mm, fully welded at every intersection.

The panels have a barbed edge and a flush edge.

The client has the option of installing the barbed edge at the top of the fence, as a deterrent to climbing, or at the bottom, for example where the fencing is one of the lower heights in a playground situation.

The width of the Triton panels suits post centres of approx. 2.50mtr and the following heights are available as standard:-

Type	Panel Height (mm)	No. of Profile Sections
TRITON 100	1030	2
TRITON 120	1230	2
TRITON 180	1730	3
TRITON 200	1930	3
TRITON 240	2330	3

HERAS

TWO POST OPTIONS

a) HERAS 'HEXACLIP RHS' POST

HIGHLY SECURE FIXINGS

These RHS posts have a unique and patented fixing method specially designed by Heras to give maximum possible resistance to vandalism and attempts to force entry. The welded mesh panels are located on the face of the post with two piece clips fixed with 'anti-tamper' bolts. These clips firmly clamp the end vertical wires, providing an extremely secure fixing. The clips are factory fitted using hexagonal inserts that cannot work loose and 'spin' during the installation process (which can be a weakness in any system using round inserts).

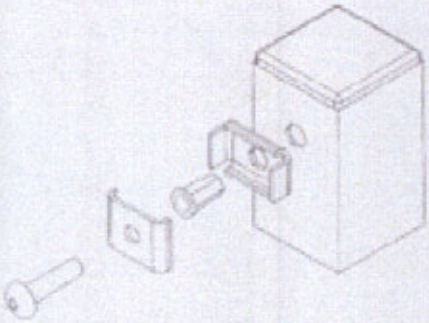

Fully Exploded View

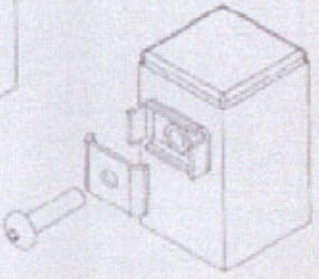

As Supplied to Site

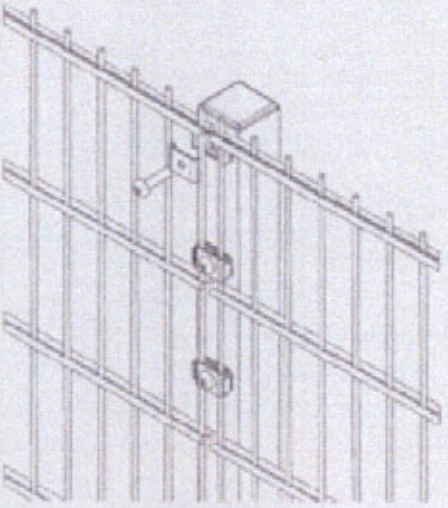

As Installed

ATTRACTIVE AND STRONG

Manufactured from 60x60x2mm steel section, 'Hexaclip' posts are not only sleek and aesthetically pleasing but also possess inherent strength.

b) HERAS 'HEXACLIP PYLON' POST

This option is a welded steel lattice post manufactured from mild steel rod with corner bars 9.00mm in diameter and internal zigzags 6.00mm in diameter round. Standard line posts are triangular in shape, whilst corner posts are square. Pylon posts have been strength tested and proven comparable in performance to British Standard concrete posts. Pylon posts for the Chaperon range incorporate a fully welded flat bar from top to bottom, with hexagonal holes so that mesh panels are attached in the same manner as with the RHS option, utilising exactly the same clip design. The Pylon option, therefore, provides similar in-built security features, but with an elegantly unobtrusive aesthetic appeal.



ANTI-TAMPER BOLTS

Both systems are supplied with, as standard, **Hereshead** bolts. This patented head can be readily tightened utilising a No.4 Pozidrive screwdriver. However, a screwdriver cannot be used to untighten, having simply nothing to grip (see illustration). The bolts are manufactured from case hardened steel, with a shallow dome head, to resist attack from drills, chisels and the like. They are finished with a JS 500 coating making them highly corrosion resistant.



Heras Chaperon Range - System Options		
Reference	Panel	Post
CHAP. TRH2	TRITON	RHS
CHAP. TPH2	TRITON	PYLON
CHAP. PRH2	PALLAS	RHS
CHAP. PPH2	PALLAS	PYLON

Nominal Fence Height (mtr)	No. of Fixing Clips Per Post
1.00	5
1.20	6
1.80	7
2.00	8
2.40	8

To specify a system, simply quote ref. no., fence height required and post topping option selected.