Telephone: 01206 222 555 **Fax:** 01206 222 905 **Email:** fans.uk@flaktwoods.com **Express Website:** www.flaktwoods.com/express **Fan Selector:** www.flaktwoods.com/fanselector

JM Aerofoil fan

50JM

Super EXPRESS Range

Performance Data

1 Phase

1 - 50JM/20/4/6/20 3 - 50JM/20/4/6/32
2 - 50JM/16/4/5/28 4 - 50JM/16/4/5/38

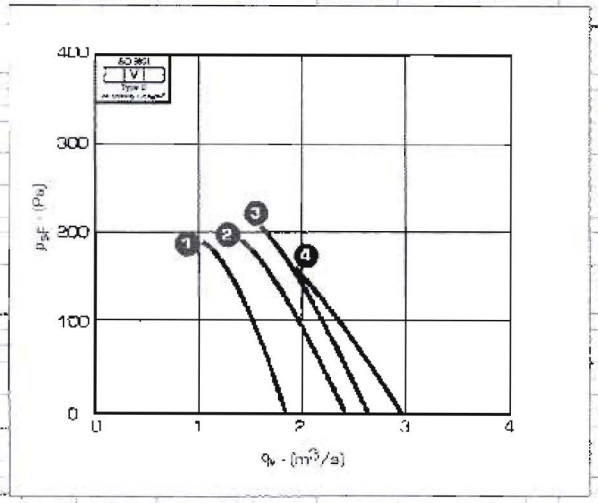

3 Phase

5 - 50JM/20/4/6/20 7 - 50JM/20/4/6/28 9 - 50JM/16/4/5/40 11 - 50JM/20/2/6/34
6 - 50JM/16/4/5/30 8 - 50JM/20/4/6/38 10 - 50JM/20/2/6/24

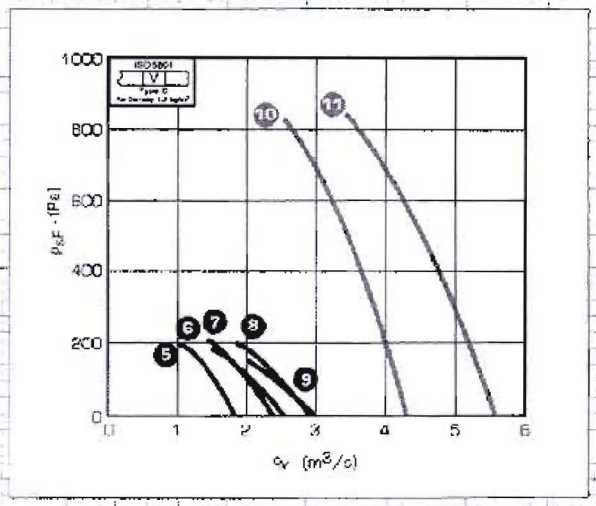

Sound pressure levels quoted are average dBA at 3m distance over a sphere, under free field conditions and are presented for comparative purposes only.

Fans that include BT or CT motors can be continuously operated at temperatures up to 70°C. When these fans are operating in excess of 50°C they should be run at full speed only.

For Short cased fans please omit the prefix from the product number and state S-type on enquiries/orders. Product numbers shown are for Long cased fans.

Bold text denotes Super Express Product, next day delivery available if ordered by 4pm.

Electrical Data

Ref	Product Code	Speed rev/min	Motor	220-240V/50Hz/1~ Product Number	Pitch Angle (°)	Motor Rating (kW)	Full Load Current (at 230V) (A)	Starting Current (at 230V) (A)	Wiring Diagram Ref	Speed Controller: Electronic	Speed Controller: Transformer	Sound Level dBA	m^3/s at Pa (Static): 0	50	100	150	200
2	50JM/16/4/5/...	1460	CT5	DX511464	24-28	0.52	3.9	7.8	CD1705	**ME1.6**	**MT1.5**	57	2.42	2.19	1.95	1.66	
4	50JM/16/4/5/...	1460	CT9	JL511460	32-38	0.68	4.6	11	CD1705	**ME1.8**	**MT1.5**	59	2.53	2.60	2.30	1.95	
1	50JM/20/4/6/...	1420	BT9	JL511455	10-20	0.32	2.2	5	CD1705	**ME1.3**	**MT1.5**	53	1.84	1.68	1.52	1.30	
3	**50JM/20/4/6/...**	**1420**	**CT5**	**DX511466**	**32**	**0.52**	**3.9**	**7.8**	CD1705	**ME1.6**	**MT1.5**	56	2.51	2.42	2.20	1.94	1.62

Ref	Product Code	Speed rev/min	Motor	380-420V/50Hz/3~ Product Number	Pitch Angle (°)	Motor Rating (kW)	Full Load Current (at 400V) (A)	Starting Current (at 400V) (A)	Wiring Diagram Ref	Speed Controller: Transformer	Speed Controller: Inverter	Sound Level dBA	m^3/s at Pa (Static): 0	50	100	150	200	250	300	400	500	600
6	**50JM/16/4/5/...**	**1420**	**CT5**	**DX531460**	**30**	**0.54**	**1.8**	**4.9**	CD1559	**MT3.2**	FWX1	57	0.54	2.30	2.04	1.76						
8	50JM/16/4/5/...	1420	CT9	JL531464	34-40	0.60	2.3	6.6	CD1559	**MT3.7**	FWX1	59	3.02	2.75	2.47							
5	50JM/20/4/6/...	1420	BT9	JL531455	8-20	0.39	1.3	3.9	CD1559	N/A	FWX1	53	1.84	1.68	1.52	1.30						
7	**50JM/20/4/6/...**	**1420**	**CT5**	**DX531462**	**28**	**0.54**	**1.8**	**4.9**	CD1559	**MT3.2**	FWX1	58	2.37	2.19	1.98	1.75	1.42					
9	50JM/20/4/6/...	1420	CT9	JL531458	32-38	0.63	2.3	8.6	CD1559	**MT3.7**	FWX1	56	2.86	2.68	2.45	2.15						
10	50JM/20/2/6/	2840	BT9	DX531203	8-24	3.6	7.2	54	CD1343	N/A	FWXA	70	4.92	4.83	4.15	4.08	4.00	3.91	3.83	3.65	3.43	3.20
11	50JM/20/2/6/...	2840	112	DX531204	8-34	6.2	11.4	77.5	CD1343	N/A	FWX6	74	5.56	5.46	5.37	5.27	5.16	5.05	4.96	4.73	4.49	4.23

Wiring diagrams can be found on pages 22-23

The fan noise levels shown are for the specified operating point. When an electronic controller is incorporated, a magnetic note (enhanced motor noise) can occur - particularly if the fan is operating at speeds well below maximum. For noise sensitive applications FWL recommend using an auto transformer speed controller. Fans are supplied at catalogue stated duty angle. Should you wish for the pitch angle to be adjusted, we would be happy to offer a quotation

PENDING
PACKED
PREPARED
RECD 18 JUN 2010
INIT DATE
RECD

Dimensions - 50 JM Aerofoil

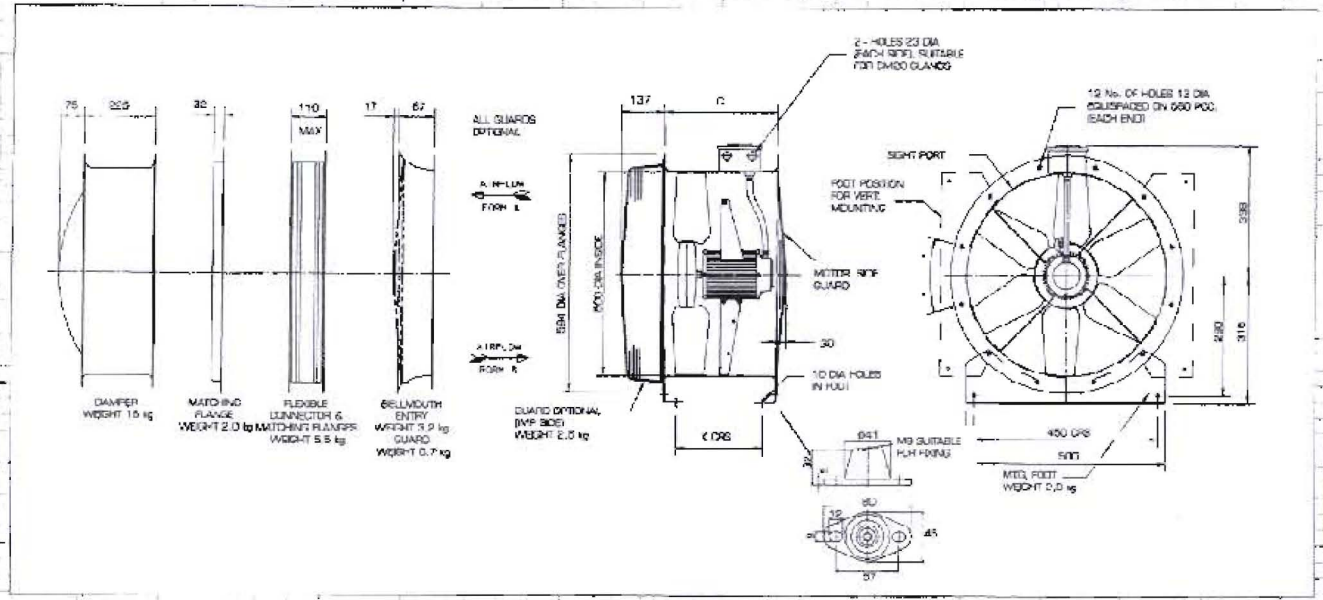

Size	Frame	C	K	Weight kg Fan
500	BT6	330	235	27
	BT9	375	289	28
	CT5	330	230	30
	CT5/9	375	289	34
	R22/CM23	520	434	60
	112	520	434	67

PLANNING
ACKD
REPLIED
RECD 18 JUN 2018
M
M
M

JM - Cylindrical Silencers

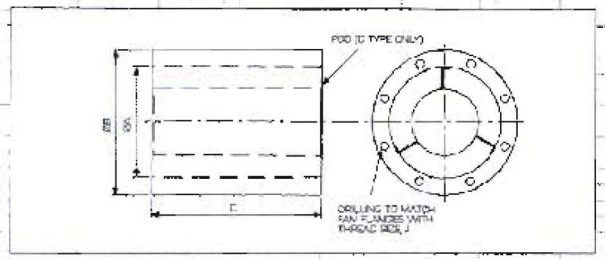

Bore Dia. mm (D)	Length	Acoustic Performance (dB) – Octave Band Mid Frequency – Hz							
		63	125	250	500	1K	2K	4K	8K
500 - B	10	2	3	5	13	14	10	10	5
500 - C	10	2	3	8	18	21	22	21	17

Suitable for Fan UA	Product Numbers	D	C	J	Weight (kg)	
					B Type	C Type
500	SB271401	650	500	M10	25	29

* For C type silencer change prefix from SB to SC

All dimensions shown in mm.

Transformer Controller

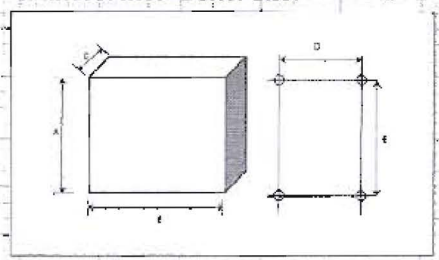

Type	Number Product	A	B	C	D	E	Max. Weight (kg)
MT1.5	423098	255	170	140	155	194	5.5
MT3.2	402012	325	300	175	255	255	12.8
MT3.7	402013	425	300	235	255	355	20

Inverter

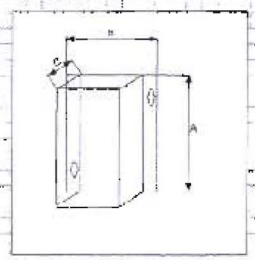

Type	Product Number	A	B	C	Weight (kg)
FWX1	430412	420	242	195	14.2
FWX4	430415	420	242	195	14.2
FWX6	430417	420	242	195	14.2

Speed Controller

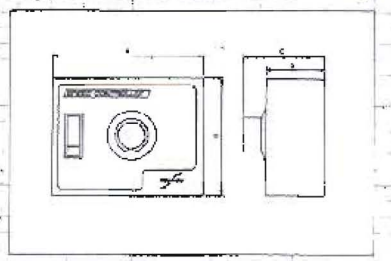

Type	Product Number	A	B	C	D
ME1.3	DA410290	148	87	52	47
ME1.9	DA410291	148	87	52	47


PLANNING
ACK'D
REPLIED
RECD 18 JUN 2010
M
M
M
EQIL ACTION


24 hours
C.C.T.V.
in Operation