

Proposed Elevations
Scale 1:75



Internal Finishes Schedule

Walls
- WF1 Matt, Emulsion (Magnolia)
- WF2 Mid Sheen, Emulsion (Magnolia)

Skirtings
- SK1 90mm x 12.5mm Timber, O.G. Moulding (White Gloss)
- SK2 Coved, Sit On Top (Grey)
- SK3 Coved, Welded (Grey)

Architraves
- AF1 Timber (White Gloss)
- AF2 Timber (Oak Stain)

Flooring
- FF1 Carpet, Gala 35 (Blue)
- FF2 Non - Slip 2mm Safety Vinyl, Altro - Contrax Range (Grey)
- FF3 Vinyl, Tarkett - Tapiflex TX243, Sapphire Range (Grey)
- FF4 Entrance Barrier Matting, Heckmondwicke Range (Grey)

Ceilings
- CF1 Smooth Finish, Matt, Emulsion (White)
- CF2 Smooth Finish, Mid Sheen, Emulsion (White)
- CF3 Artex, Matt, Emulsion (White)
- CF4 Artex, Mid Sheen, Emulsion (White)

Windows
White Powder Coated Aluminium Window Section
Venetian Blinds (Optional)

Splash Backs To Sinks
Minimum 300mm High Wet Wall Behind Sinks and Wash Basins (White)

Doc 'M' Pack (Disabled WC)
Blue

- 1800 Flourescent Light Fitting
- 1800 Non-corrosive Flourescent Light Fitting
- 1800 Flourescent Light Fitting with Prismatic Diffuser
- 1800 Twin Flourescent Light Fitting with Prismatic Diffuser
- 1800 VDT Flourescent Light Fitting
- 1800Twin VDT Flourescent Light Fitting
- 2-D Flourescent Light Fitting
- Pandrop Flourescent Light Fitting
- External Emergency Light Fitting
- Internal Emergency Light Fitting
- 1kW LST Convector Heater
- 3kW Air Curtain
- 1kW / 2kW High Level Fan Heater
- 2kW Panel Heater
- 3kW Flow Through Water Heater
- 7.2kW 25 / 45 Litre Water Heater
- Room Stat
- Frost Stat
- 6" Mechanical Extractor Fan C/W Spur
- 4" Mechanical Extractor Fan C/W Spur
- 4" Mechanical Extractor Fan (Timed) C/W Spur
- Single Gang Light Switch
- Twin Gang Light Switch
- Pull Cord Light Switch
- Emergency Pull Cord
- Key Switch
- Twin 13A Switched Socket Set At 450 Above Floor Level (Different Heights From This Will Be Noted On Plans)
- 13A Fused Connection Unit Set At 450 Above Floor Level (Different Heights From This Will Be Noted On Plans)
- Twin 13A Switched Socket Set Into Trunking
- Isolator Switch
- Distribution Board
- Consumer Unit
- Data Socket (RJ45)
- Compartment Dado Trunking
- 1 Hr Fire Rated Wall to Both Sides
- 1 Hr Fire Rated Wall Inside To Out
- Internal Walls: Half Hour Fire Resistance

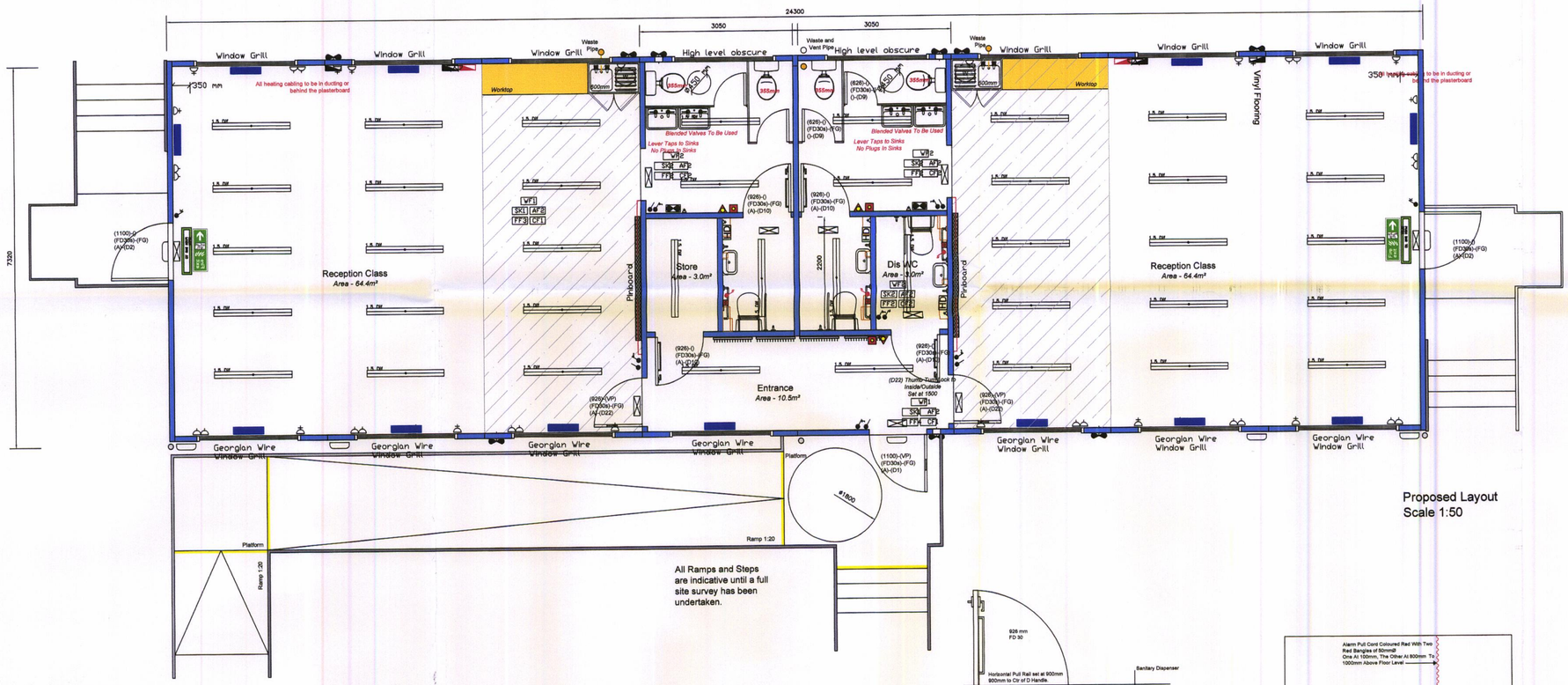

Proposed Layout
Scale 1:50

All Ramps and Steps are indicative until a full site survey has been undertaken.

Proposed Fencing
Scale NTS





Fencing system consists of 2.5m panels with 4mm horizontal wires 6mm vertical wire with 3 decorative profiles along the horizontal. The panels are hot dip galvanised followed by a powder coating. The support posts are 3.2m high, 0.8m to be concreted in the ground All posts come with holes pre drilled and tapped to accommodate an 8mm screw.

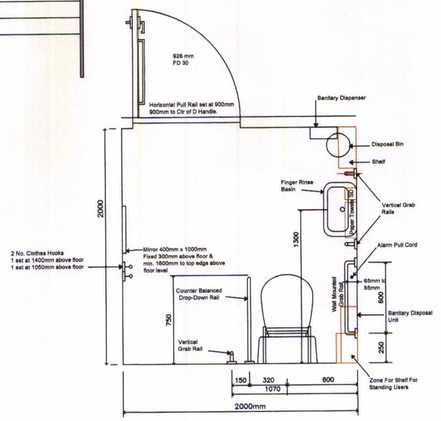

DFA2 COMPLIANT DISABLED TOILET

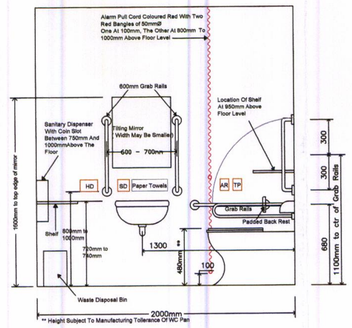

Accessible WC Details
Scale 1:25

FIRE & INTRUDER

	SMOKE DETECTOR
	BREAK GLASS POINT
FAP	FIRE ALARM PANEL
	ELECTRONIC SOUNDER
	PIR SENSOR
INT	INTRUDER ALARM PANEL
	AUDIBLE RESET SWITCH
	VISUAL STROBE
DC	DOOR CONTACT
	38W 2D/PC TAMLITE NUMROD

"No part of this drawing or data file may be reproduced without prior written permission of the Corporate Technical Services Group or approved representative".

Rev	Description	Date	by	chkd
A	Access ramp added to elevational details	21.05.10	BG	

MANCHESTER CITY COUNCIL
Corporate Technical Services Group
4th floor Heron House
47 Lloyd St
Manchester
M2 5LE

JOB TITLE: St Andrews Primary School
DRAWING TITLE: Proposed Plans and Elevations

COMPUTER FILE	DATE	SCALE	DRAWN	CHECKED
	28/04/10	As shown @A1	BG	

JOB NO.	DRAWING NO.	REVISION
ED37960	B003	